
2006/2007 CODE DEVELOPMENT COMMITTEE INTERNATIONAL RESIDENTIAL CODE-BUILDING & ENERGY

Jeffrey K. Feid — Chair

Loss Mitigation Administrator
State Farm Insurance
Bloomington, IL

Thomas Meyers — Vice Chair

Commercial Building Official
City of Central, Colorado
Berthoud, CO

Eric S. Borsting

VP, Operations
Consol
Rep: National Association of Home Builders
Stockton, CA

Robert J. Davidson

Fire & Life Safety Consultant
Davidson Code Concepts LLC
Rep: Fire Marshal's Office, Red Bank, NJ
Tinton Falls, NJ

Helen Kessler DiFate, AIA

President
DIFATE GROUP, PC
St. Louis, MO

Ray Kothe

Kothe Contracting & Const. Management LLC
Rep: National Association of Home Builders
Baton Rouge, LA

Donald E. LeBrun, CBO

Assistant Director
Division of Fire and Building Safety
Indiana Department of Homeland Security
Indianapolis, IN

Paul Michelsohn, Jr.

Michelsohn & Daughter Const. Inc.
Rep: National Association of Home Builders
Anchorage, AK

Sonny Richardson

President
Richardson Home Builders Inc.
Rep: National Association of Home Builders
Tuscaloosa, AL

Roger M. Robertson

Chief of Inspections
Chesterfield County Virginia Department of
Building Inspections
Chesterfield, VA

Julie Ruth

Building Code Consultant
JRuth Code Consulting
Rep: American Architectural Manufacturer's
Association
New Lenox, IL

Alan G. Steinle, PE

President
Steinle Construction Engineers Inc.
Rep: National Council of Structural Engineers
Association
Wilmington, DE

Staff Secretary:

Larry Franks, P.E., CBO

Senior Technical Staff
International Code Council
Birmingham, AL

Staff Secretary:

Marc Nard, CBO

Senior Technical Staff
International Code Council
Country Club Hill, IL

INTERNATIONAL RESIDENTIAL CODE BUILDING & ENERGY HEARING RESULTS

RB1-06/07

Committee Action: Disapproved

Committee Reason: Structures being moved into the jurisdiction is already covered in the code by having the word movement in the scoping provisions. The code is clear without the proposed language.

Assembly Action: None

RB2-06/07

Committee Action: Disapproved

Committee Reason: There are significant differences between the definition of grade and grade plane. The additional language associated with the definition of grade plane was the reason the change was disapproved. The committee felt that in this case the IRC should remain a stand alone code and not have the definition match what appeared in the IBC.

Assembly Action: None

RB3-06/07

Committee Action: Disapproved

Committee Reason: The committee voiced concern over changing the title of this section from purpose to intent. The language as proposed would seem to regulate the interior contents of the structure in addition to the structure itself. After some discussion the current language in the IRC was preferred.

Assembly Action: None

RB4-06/07 Withdrawn by Proponent

RB5-06/07

Committee Action: Disapproved

Committee Reason: This proposed code change was disapproved based upon a request by the proponent.

Assembly Action: None

RB6-06/07

Committee Action: Disapproved

Committee Reason: The additional word "both" is not needed. As it is being proposed the term equipment is being limited to plumbing and other equipment should be included as well.

Assembly Action: None

RB7-06/07

Committee Action: Disapproved

Committee Reason: This new language concerning the *International Wildland-Urban Interface Code* should be covered initially under the scoping provisions of this code before this new section is added.

Assembly Action: None

RB8-06/07

Committee Action: Disapproved

Committee Reason: The committee was concerned with the term reconditioned and felt that the Ad Hoc committee should not have been restricted to using only existing language. There was also a question as to where the terms quality and durability came from which the committee representatives could not answer.

Assembly Action: None

RB9-06/07

Committee Action: Approved as Modified

Modify the proposal as follows:

R105.2 Work exempt from permit. Permits shall not be required for the following. Exemption from permit requirements of this code shall not be deemed to grant authorization for any work to be done in any manner in violation of the provisions of this code or any other laws or ordinances of this jurisdiction.

Building: (No change to current text)

Electrical:

1. Listed cord and plug connected temporary decorative lighting.
2. Reinstallation of attachment plug receptacles by not the outlets therefore.
3. ~~Repair or~~ Replacement of branch circuit overcurrent devices of the required capacity in the same location.
4. Electrical wiring, devices, appliances, apparatus or equipment operating as less than 25 volts and not capable of supplying more than 50 watts of energy.
5. Minor repair work, including the replacement of lamps or the connection of approved portable electrical equipment to approved permanently installed receptacles

Gas: (No change to current text)

Mechanical: (No change to current text)

Committee Reason: This change provides consistency and coordination among the I-Codes. The revision correlates the electrical work that is exempt from requiring a permit in the IRC with the exemptions allowed in Section 401.3 of the International Code Council Electrical Code Administrative Provisions. The modification deletes the word repair for electrical items under item 3 as the word replacement better describes the code intent.

Assembly Action: None

RB10-06/07

Committee Action: Disapproved

Committee Reason: The proposed language in this code change would remove size restrictions structural requirements (including stair provisions) and permit requirements. If decks constructed less than 30 inches high no longer required permits they could be built in such a way that could interfere with the proper operation of below grade egress windows.

Assembly Action: None

RB11-06/07

Committee Action: Disapproved

Committee Reason: The proposed language would allow decks to be built without a permit with no inspection, permits or requirements to meet the structural provisions of the IRC.

Assembly Action: None

RB12-06/07

Committee Action: Approved as Submitted

Committee Reason: This new language makes it clear that applications to the board of appeals to constitute substantial improvement or damage shall require all existing portions of the building to comply with the requirements of Section R324 for flood resistant construction.

Assembly Action: None

RB13-06/07

Committee Action: Approved as Submitted

Committee Reason: This new section on preliminary inspections provides a needed tool for the code official. In addition, the change provides consistency with the IBC and IEBC language.

Assembly Action: None

RB14-06/07

Committee Action: Disapproved

Committee Reason: The proponent requested the committee disapprove this proposed code change with the intention of bringing it back through a future public comment. Based upon this request the change was disapproved.

Assembly Action: None

RB15-06/07

Committee Action: Disapproved

Committee Reason: The committee supported testimony to disapprove this item for several reasons. The language would require all framing members to be checked for a moisture content below 19 percent. This requirement will force additional heating in the structure during construction and there is no accepted testing methodology.

Assembly Action: None

RB16-06/07

Committee Action: Disapproved

Committee Reason: Permit applicants should not be allowed to estimate the cost of their permits. The additional language proposed for Section R108.3 is not applicable to the IRC.

Assembly Action: None

RB17-06/07

Committee Action: Disapproved

Committee Reason: The committee thought the proposed language in Section R109.2.2 would be difficult to enforce and gain compliance prior to the building walls being erected.

Assembly Action: None

RB18-06/07

Committee Action: Disapproved

Committee Reason: The committee did not feel it should be the responsibility of the building official to conduct in plant inspections during the fabrication of the prefabricated construction assemblies. Many states regulate and have 3rd party inspection programs in place currently and this language is not necessary in the IRC.

Assembly Action: None

RB19-06/07

Committee Action: Disapproved

Committee Reason: This new language would require a home owner to do concrete cylinder testing. The committee did not agree with the change to add the mechanical and plumbing section requirements into this administrative portion of the code.

Assembly Action: None

RB20-06/07

Committee Action: Approved as Submitted

Committee Reason: The committee agreed with this code change proposal to remove the word "nuisance" which is not currently a defined term in the IRC.

Assembly Action: None

RB21-06/07

Committee Action: Disapproved

Committee Reason: The committee voted to disapprove this code change proposal based upon the proponent's request. This language would cause some serious inconsistencies if included into the code text as submitted.

Assembly Action: None

RB22-06/07

Committee Action: Disapproved

Committee Reason: The committee voted to disapprove this code change proposal based upon the proponent's request. This language does not offer a clear definition for emergency.

Assembly Action: None

RB23-06/07

Committee Action: Disapproved

Committee Reason: There was insufficient justification shown to support this code change proposal. The IRC is not a maintenance code but a code that addresses new building construction.

Assembly Action: None

RB24-06/07

Committee Action: Disapproved

Committee Reason: The committee voted to disapprove this code change proposal based upon the proponent's request.

Assembly Action: None

RB25-06/07

Committee Action: Disapproved

Committee Reason: This proposed language does not clarify or improve the current code text.

Assembly Action: None

RB26-06/07

Committee Action: Approved as Submitted

Committee Reason: The proposal was approved because it would allow both building materials and materials labeled for use as fireblocking to be used as fireblocking. A building official has the ability to judge the ability of fireblocking material without this language being added to the code text.

Assembly Action: None

RB27-06/07

Committee Action: Approved as Submitted

Committee Reason: The new proposed language provides a clear more accurate definition for Flame Spread Index. The added language makes the definition consistent with the IBC and the ASTM E 176 standard.

Assembly Action: None

RB28-06/07

Committee Action: Approved as Submitted

Committee Reason: This new definition for "Nosing" adds a needed definition to the IRC and provides consistency with the current definition in the IBC.

Assembly Action: None

RB29-06/07 Withdrawn by Proponent

RB30-06/07

Committee Action: Approved as Submitted

Committee Reason: The new language provides a clear more accurate definition for Smoke Developed Index. The added language makes the definition consistent with the IBC and the ASTM E 176 standard.

Assembly Action: None

RB31-06/07

Committee Action: Disapproved

Committee Reason: While Stairway is a term that should be defined in the IRC the definition should match the one that is currently listed in the IBC. This would avoid any conflicts between the two codes and provide needed consistency.

Assembly Action: None

RB32-06/07

Committee Action: Approved as Submitted

Committee Reason: This change to the definition of Townhouse removing the words "open space" and substituting "a yard or public way" provides a better definition.

Assembly Action: None

RB33-06/07

Note: The following analysis was not in the Code Change Proposal book but was published in the "Errata to the 2006/2007 Proposed Changes to the International Codes and Analysis of Proposed Reference Standards" provided at the code development hearings:

Analysis: ICC-400 was not complete at the time the monograph was printed. It has since been completed and was provided to the committee prior to the hearings.

PART I — IRC

Committee Action: **Approved as Submitted**

Committee Reason: This new standard, ICC-400 Standard for the Design and Construction of Log Structures, gives the code official an important tool for inspection and understanding log construction.

Assembly Action: **None**

PART II — IBC

Committee Action: **Disapproved**

Committee Reason: The committee's disapproval is based on the status of the proposed referenced standard. If the standard is completed the proponent is encouraged to submit a public comment on this proposal. The standard was developed under the ANSI process and is desperately needed.

Assembly Action: **None**

RB34-06/07

Committee Action: **Disapproved**

Committee Reason: There is no consensus standard that addresses structural insulated panel systems. Section R104.11 speaks to alternate materials and already allows the use of these materials. The language as proposed could offer one producer a proprietary advantage with this product and create an unlevel playing field in regard to SIPS products. Labeling is an issue. Who is the approved agency and what is the process they use? The need for a consensus standard is paramount.

Assembly Action: **None**

RB35-06/07

Committee Action: **Disapproved**

Committee Reason: The committee voted to disapprove this code change proposal based upon the proponent's request. Some testing criteria could pose a problem if applied to the solid door between the house and the garage.

Assembly Action: **None**

RB36-06/07

Committee Action: **Disapproved**

Committee Reason: The proposed table for garage door loading is limited in the size of garage doors that may be used and it would not allow some doors that are common and in use today. The tabular reference to wind loads of 100 and 110 seems to be overly restrictive. It would appear to be more of a regional issue rather than something that should be imposed on the entire country.

Assembly Action: **None**

RB37-06/07

Committee Action: **Disapproved**

Committee Reason: This issue appears to be more of a local or regional concern and should not be brought into the code text and forced on all code users throughout the country. The proposed language stipulates the "structural design of buildings". There may be other provisions of these documents beyond structural design that we also want to pick up.

Assembly Action: **None**

RB38-06/07 **Withdrawn by Proponent**

RB39-06/07

Committee Action: **Disapproved**

Committee Reason: The committee preferred the language in RB43-06/07.

Assembly Action: **None**

RB40-06/07

Committee Action: **Approved as Submitted**

Committee Reason: This new language on effective wind area is an important addition to the code. The proposed definition comes from and provides consistency with ASCE7-05 which was modified editorially to fit into Table R301.2(2) of the IRC. It would be nice to have an actual definition for the term "effective wind area".

Assembly Action: **None**

RB41-06/07

Committee Action: **Approved as Submitted**

Committee Reason: This new language references ANSI/DASMA 115-03 Standard Method for Testing Sectional Garage Doors: Determination of Structural Performance Under Missile Impact and Cyclic Wind Pressure which helps the code to specifically address windborne debris resistance of garage doors. The standard addresses the important issues of counter balancing and corner bracing and it does not preclude an alternate garage door method.

Assembly Action: **None**

RB42-06/07

Committee Action: Disapproved

Committee Reason: This code change proposal is too subjective. There is no way a code official could foresee what the anticipated conditions may be over the life of the structure. Instead of saying, "over the life of the structure" a prescriptive number would be better here.

Assembly Action: None

RB43-06/07

Committee Action: Approved as Submitted

Committee Reason: This new language helps to clarify a prior code change and provides a needed trigger mechanism. The new definitions for Escarpment, Hill and Ridge along with the other associated new text on topographic wind effects complete the effort that was started during the 2004/2005 cycle.

Assembly Action: None

RB44-06/07

Committee Action: Approved as Modified

Modify the proposal as follows:

R301.2.2.2 Seismic Design Category C. Structures assigned to Seismic Design Category C shall conform to the requirements of this section.

R301.2.2.2.1 Weights of materials. Average dead loads shall not exceed 15 per square foot (720 Pa) for the combined roof and ceiling assemblies (on a horizontal projection) or 10 pounds per square foot (480 Pa) for floor assemblies, except as further limited by Section R301.2.2. Dead loads for walls above grade shall not exceed:

(Portions of proposal not shown remain unchanged)

Committee Reason: This proposal provides an editorial re-organization of the code and establishes a clear concise logical re-alignment of the material. The modification helps to clarify that the seismic limitations only apply to Seismic Design Categories C and higher.

Assembly Action: None

RB45-06/07

Committee Action: Disapproved

Committee Reason: There was insufficient technical justification provided by the proponent to support this code change.

Assembly Action: None

RB46-06/07

Committee Action: Disapproved

Committee Reason: The code change should also include floor trusses. As it is currently written there are load path issues and some inconsistency with the use of the word diaphragm. Deep trusses are a major concern for load path transfer.

Assembly Action: None

RB47-06/07

Committee Action: Disapproved

Committee Reason: The committee voted to disapprove this code change proposal based upon the proponent's request and preferred to approve the language in RB 48- 06/07.

Assembly Action: None

RB48-06/07

Note: The following analysis was not in the Code Change Proposal book but was published in the "Errata to the 2006/2007 Proposed Changes to the International Codes and Analysis of Proposed Reference Standards" provided at the code development hearings:

Analysis: Review of proposed new standard indicated that, in the opinion of ICC Staff, the standard did comply with ICC standards criteria.

Committee Action: Approved as Submitted

Committee Reason: The revised text for floodways provided clarity, and adds text which provides an alternative for buildings and structures in parts of flood hazard areas, specifically coastal high hazard areas, to allow design according to the *International Building Code*. The IBC reference provides a quicker path to ASCE 24 and includes a small factor of safety know as "freeboard" or added height for lowest floors above the flood elevation.

Assembly Action: None

RB49-06/07

Committee Action: Approved as Submitted

Committee Reason: This addition to Table R301.5 Minimum Uniformly Distributed Live Loads, footnote g, provides needed consistency with IBC Table 1607.1 in relation to the bottom cords of trusses and the associated live loads.

Assembly Action: None

RB50-06/07

Committee Action: Disapproved

Committee Reason: The proposed allowable deflection of H/240 is too stringent. The intermixing of H and L does not work here.

Assembly Action: None

RB51-06/07

Committee Action: Disapproved

Committee Reason: This proposed language is available to the code user in the *International Building Code*. The proposed table contains confusing terminology.

Assembly Action: None

RB52-06/07

Committee Action: Disapproved

Committee Reason: There is insufficient technical data provided to support this code change proposal. Target anchor bolts and the horizontal applications are not the intent but seem to be implied by the proponent. Performance criteria is being mixed up with prescriptive code language.

Assembly Action: None

RB53-06/07

Committee Action: Approved as Submitted

Committee Reason: The additional language "in walls" provides clarification of the code intent for openings in exterior walls applications.

Assembly Action: None

RB54-06/07

Committee Action: Disapproved

Committee Reason: The minimum fire separation distance for a projection is already listed in the IRC. This was listed in the first posted errata on the 2006 IRC. There was insufficient justification and no technical data presented to support changing the 5 foot separation distance to 3 feet when a projection has no fire resistance rating.

Assembly Action: None

RB55-06/07

Committee Action: Disapproved

Committee Reason: Landings, decks and balconies without roofs should not be listed under the exceptions due to the fireloading they represent.

Assembly Action: None

RB56-06/07

Committee Action: Approved as Modified

Modify the proposal as follows:

R302.1 Exterior walls. Construction, projections, openings and penetrations of exterior walls of dwellings and accessory buildings shall comply with Table R302.1. ~~These provisions shall not apply to walls, projections, openings or penetrations in walls that are perpendicular to the lie used to determine the fire separation distance.~~ Projections beyond the exterior wall shall not extend more than 12 inches (305 mm) into the areas where openings are prohibited.

(Portions of proposal not shown remain unchanged)

Committee Reason: This change helps to eliminate the need for rake construction between buildings built on the same lot. There should be no rating requirement for the exterior walls of buildings on the same lot unless the walls are in close proximity to lot lines. The modification corrects a typographic error that occurred at the time of the monograph production. The second line of text now appears as the proponent intended.

Assembly Action: None

RB57-06/07

Committee Action: Disapproved

Committee Reason: It would be a mistake to eliminate the exception for foundation vents. It can become difficult to provide needed ventilation in a home without foundation vents.

Assembly Action: None

RB58-06/07

Committee Action: Disapproved

Committee Reason: A single layer of 5/8 inch type x gypsum board is not the equivalent of a one hour rating. The existing language is preferred. The diagram does not take eave ventilation into consideration.

Assembly Action: None

RB59-06/07

Committee Action: Disapproved

Committee Reason: It was unclear in the proposed code change if the required one hour exposure on all sides would include the roof and roof cladding or covering.

Assembly Action: None

RB60-06/07

Committee Action: Disapproved

Committee Reason: The proposed ventilation requirements are more restrictive than ASHRAE. In addition, there was insufficient technical data provided to support this change.

Assembly Action: None

RB61-06/07 (Duplicate of RM15-06/07)

Committee Action: (See RM15-06/07)

Committee Reason: (See RM15-06/07)

Assembly Action: (See RM15-06/07)

RB62-06/07

Committee Action: Disapproved

Committee Reason: The current language for exhaust openings is preferred. Changing the word outside to outdoor is not needed as the intent is already clear.

Assembly Action: None

RB63-06/07

Committee Action: Approved as Submitted

Committee Reason: New language is preferred. The previous term nuisance was too subjective and an undefined term.

Assembly Action: None

RB64-06/07

Errata: Replace the first paragraph of Section R303.7 with the following:

R303.7 Required glazed openings. Required glazed openings shall ~~open~~ directly ~~face onto~~ a street or public alley, or a yard or court located on the same lot as the building.

(No change to exceptions or remainder of proposal)

Committee Action: Approved as Submitted

Committee Reason: This new language provides clearer guidance for required glazed openings.

Assembly Action: None

RB65-06/07

Committee Action: Disapproved

Committee Reason: The defined term habitable space is currently defined and preferred over the proposed undefined term living space.

Assembly Action: None

RB66-06/07

Committee Action: Disapproved

Committee Reason: The committee preferred the current code language. There was no reason to add the terms bathroom and toilet rooms.

Assembly Action: None

RB67-06/07

Committee Action: Approved as Submitted

Committee Reason: This code change proposal helps to clean up the existing code language on ceiling height and makes the code easier to read and understand.

Assembly Action: None

RB68-06/07

Committee Action: Approved as Submitted

Committee Reason: This code change adds a needed code reference to Section P2705.1 in addition to Figure R307.1 for placement of fixtures. By doing so the more detailed fixture provisions related to spacing in P2705.1 are addressed.

Assembly Action: None

RB69-06/07

Committee Action: Disapproved

Committee Reason: The proposed change to Figure R307.1 is not apparent. The change to the figure and substantiation should be brought back by the proponent through public comment for further consideration.

Assembly Action: None

RB70-06/07

Committee Action: Disapproved

Committee Reason: There is an important distinction between items 5 and 9. Item 5 refers to doors and item 9 speaks specifically to walls and fence enclosures. While both of these items refer to hot tubs the other specific issues in these items are such that the current wording is preferred over the proposed text.

Assembly Action: None

RB71-06/07

Committee Action: Disapproved

Committee Reason: There is an important distinction between items 5 and 9. Item 5 refers to doors and item 9 speaks specifically to walls and fence enclosures. While both of these items refer to hot tubs the other specific issues in these items are such that the current wording is preferred over the proposed text.

Assembly Action: None

RB72-06/07

Committee Action: Approved as Submitted

Committee Reason: This proposal to add an exception for glazing adjacent to the fixed panel of sliding door assemblies adds practicality to the code. It is unlikely that sliding doors will be reversed by the owner and people are familiar with their home environments. Therefore, this new language helps to clarify the code text.

Assembly Action: None

RB73-06/07

Committee Action: Disapproved

Committee Reason: The committee voted to disapprove this code change proposal based upon the proponent's request. The issue that is being addressed is the door swinging into the glass and breaking it. With the 3 foot restriction this is not likely to happen.

Assembly Action: None

RB74-06/07

Committee Action: Disapproved

Committee Reason: If this language was approved it would make it impossible to properly test sloped glazing applications.

Assembly Action: None

RB75-06/07

Committee Action: Disapproved

Committee Reason: The language proposed for deletion in this code change is important and needs to remain in the code text. There is a risk of fire spreading not only from the garage to the residence but from the residence to the garage as well as a result of unprotected openings. The additional risk of CO is another concern that protection of openings addresses.

Assembly Action: None

RB76-06/07

Errata: Add proponent as follows: (The proponent was inadvertently left off of the proposal)

Proponent: Joseph Holland, Hoover Treaded Wood Products

Committee Action: Disapproved

Committee Reason: There was no size limitation tested or offered as a part of this proposed code change language. Minimum thickness and size of the fire retardant treated material needs to be addressed.

Assembly Action: None

RB77-06/07

Committee Action: Approved as Submitted

Committee Reason: This proposed change helps to clean up the section on duct penetration. It is better to keep all of the fireblocking methods and materials in one area and just reference Section R602.8.

Assembly Action: None

RB78-06/07

Committee Action: Approved as Submitted

Committee Reason: The committee supported this proposal because it takes out specific product requirements with the additional, "or equivalent" language. With the advancements in materials and current technology this terminology is important to the code user.

Assembly Action: None

RB79-06/07

Committee Action: Approved as Submitted

Committee Reason: The addition of this table to support the code language improves the code. Having all of the provisions for garage separation in one easy to read table means that a plan reviewer or building official can reference garage wall, ceiling, or floor-ceiling assembly applications and easily confirm code compliance.

Assembly Action: None

RB80-06/07

Committee Action: Disapproved

Committee Reason: There was concern over sealing the joints on fire-retardant-treated wood applications. To date, there has been no testing of FRTW gypsum tape. The use of FRTW in this application is not considered to be an equivalent which would be supported by the previous two actions.

Assembly Action: None

RB81-06/07

Committee Action: Disapproved

Committee Reason: The committee preferred the language in RB78 -06/07 and supported that action.

Assembly Action: None

RB82-06/07

Committee Action: Disapproved

Committee Reason: This language is already in the *International Energy Conservation Code* and is covered in Chapter 11 of the *International Residential Code*. It would be redundant to duplicate the requirements for air leakage control here.

Assembly Action: None

RB83-06/07

Committee Action: Disapproved

Committee Reason: This code change proposal would limit garage floor surfaces to concrete alone. The current code language which specifies "approved noncombustible material" for garage floor surfaces is preferred.

Assembly Action: None

RB84-06/07

Committee Action: Approved as Submitted

Committee Reason: This code change helps to bring consistency with the code language on garage floors that are at or below grade with the National Flood Insurance Program regulations. The language change from all sides to at least one side makes sense as water can flow out of one side of a garage as easily as it can out of three or four sides.

Assembly Action: None

RB85-06/07

Committee Action: Disapproved

Committee Reason: There are windows on the market that have removable sashes, however the weight of the sashes on some of these units is considerable (25 - 60 pounds according to testimony presented by and industry representative) especially today's insulated glass. Another issue in this code change involved the trade off being proposed for a sprinkler system. In addition, the committee felt that it was important to have an Emergency Escape and Rescue Opening regardless of the presence of a sprinkler system.

Assembly Action: None

RB86-06/07

Committee Action: Approved as Submitted

Committee Reason: Deleting this text makes it clear as to the intent on the number and location of Emergency Escape and Rescue openings in basements.

Assembly Action: None

RB87-06/07

Committee Action: Approved as Modified

Modify the proposal as follows:

Delete the following:

SECTION R311 MEANS OF EGRESS

311.1 General. Stairways, ramps, exterior egress balconies, hallways and doors shall comply with this section.

311.2 Construction:

311.2.1 Attachment. Required exterior egress balconies, exterior exit stairways and similar means of egress components shall be positively anchored to the primary structure to resist both vertical and lateral forces. Such attachment shall not be accomplished by use of toenails or nails subject to withdrawal.

311.2.2 Under stair protection. Enclosed accessible space under stairs shall have walls, under stair surface and any soffits protected on the enclosed side with 1/2-inch (13 mm) gypsum board.

311.3 Hallways. The minimum width of a hallway shall be not less than 3 feet (914 mm).

311.4 Doors:

311.4.1 Exit door required. Not less than one exit door conforming to this section shall be provided for each dwelling unit. The required exit door shall provide for direct access from the habitable portions of the dwelling to the exterior without requiring travel through a garage. Access to habitable levels not having an exit in accordance with this section shall be by a ramp in accordance with Section R311.6 or a stairway in accordance with Section R311.5.

311.4.2 Door type and size. The required exit door shall be a side-hinged door not less than 3 feet (914 mm) in width and 6 feet 8 inches (2032 mm) in height. Other doors shall not be required to comply with these minimum dimensions.

311.4.3 Landings at doors. There shall be a floor or landing on each side of each exterior door. The floor or landing at the exterior door shall not be more than 1.5 inches (38 mm) lower than the top of the threshold. The landing shall be permitted to have a slope not to exceed 0.25 units vertical in 12 units horizontal (2-percent).

Exceptions:

1. Where a stairway of two or fewer risers is located on the exterior side of a door, other than the required exit door, a landing is not required for the exterior side of the door provided the door, other than the exterior storm or screen door does not swing over the stairway.
2. The exterior landing at an exterior doorway shall not be more than 7 3/4 inches (196 mm) below the top of the threshold, provided the door, other than an exterior storm or screen door does not swing over the landing.
3. The height of floors at exterior doors other than the exit door required by Section R311.4.1 shall not be more than 73/4 inches (186 mm) lower than the top of the threshold.

The width of each landing shall not be less than the door served. Every landing shall have a minimum dimension of 36 inches (914 mm) measured in the direction of travel.

311.4.4 Type of lock or latch. All egress doors shall be readily openable from the side from which egress is to be made without the use of a key or special knowledge or effort.

Substitute as follows:

R311.1 Means of egress. All dwellings shall be provided with a means of egress as provided in this section. The means of egress shall provide a continuous and unobstructed path of vertical and horizontal egress travel from all portions of the dwelling to the exterior without requiring travel through a garage.

R311.2 Egress door. At least one egress door shall be provided for each dwelling unit. The egress door shall be side-hinged, not less than 3 feet (914 mm) in width, and not less than 6 feet 8 inches (2032 mm) in height. Other doors may be of any size. Egress doors shall be readily openable from inside the dwelling without the use of key or special knowledge or effort.

R311.3 Landings at exterior doors. There shall be a landing on each side of each exterior door. The width of each landing shall not be less than the door served. Every landing shall have a minimum dimension of 36 inches (914 mm) measured in the direction of travel. Exterior landings shall be permitted to have a slope not to exceed 0.25 units vertical in 12 units horizontal (2-percent).

R311.3.1 Landings at the required egress door. Landings at the required egress door shall not be more than 1.5 inches (38 mm) lower than the top of the threshold.

Exception: The exterior landing may be not more than 7 3/4 inches (196 mm) below the top of the threshold provided the door does not swing over the landing.

When exterior landings serving the required egress door are not at grade, they shall be provided with access to grade by means of a ramp in accordance with Section R311.7 or a stairway in accordance with Section R311.6.

R311.3.2 Landings for other exterior doors. Doors other than the required egress door must have landings not more than 7 3/4 inches lower than the top of the threshold.

Exception: A landing is not required where a stairway of two or fewer risers is located on the exterior side of the door.

R311.3.3 Storm and screen doors. Storm and screen doors may swing over all exterior stairs and landings.

R311.4 Vertical egress. Access between levels shall be by a ramp in accordance with Section R311.7 or a stairway in accordance with Section R311.6.

Exception: Stairs and ladders used to access attics, crawl spaces, window wells, and similar areas and those used to service equipment.

R311.5 Construction.

R311.5.1 Attachment. Exterior landings, decks, balconies, stairs and similar facilities shall be positively anchored to the primary structure to resist both vertical and lateral forces or shall be designed to be self-supporting. Attachment shall not be accomplished by use of toenails or nails subject to withdrawal.

R311.5.2 Under stair protection. Enclosed accessible space under stairs shall have walls, under stair surface and any soffits protected on the enclosed side with 1/2-inch (13 mm) gypsum board.

R311.6 Hallways. The minimum width of a hallway shall be not less than 3 feet (914 mm).

(Renumber remaining sections)

Committee Reason: This change does serve to clarify the code and helps to take the existing technical language and format it so that it is more easily understood and user friendly. This section gets the user from where they are in the dwelling and tells them how to get to the exterior. The intent is to get the person out of the dwelling. The modification reorganizes Section R311 and takes the existing technical language and places it in an organized format.

Assembly Action: None

RB88-06/07 Withdrawn by Proponent

RB89-06/07

Committee Action: Disapproved

Committee Reason: The committee preferred the language approved as modified in RB87.

Assembly Action: None

RB90-06/07 Withdrawn by Proponent

RB91-06/07 Withdrawn by Proponent

RB92-06/07 Withdrawn by Proponent

RB93-06/07

Committee Action: Disapproved

Committee Reason: The committee was opposed to the language that specifically required landings be of a solid material. In addition the language that was approved as modified in RB 87-06/07 supports the action taken on this code change.

Assembly Action: None

RB94-06/07

Committee Action: Disapproved

Committee Reason: The committee preferred the existing code language and the proposal was not worded clearly.

Assembly Action: None

RB95-06/07

Committee Action: Disapproved

Committee Reason: The proposed language is confusing and unnecessary. The code already would allow a stair to be built according to the proposed language.

Assembly Action: None

RB96-06/07

Committee Action: Disapproved

Committee Reason: The committee voted to disapprove this code change proposal based upon the proponent's request for disapproval since the proposal to define walk line was disapproved.

Assembly Action: None

RB97-06/07

Committee Action: **Approved as Modified**

Modify the proposal as follows:

R311.5.6.1 Height. Handrail height, measured vertically from the sloped plane adjoining the tread nosing, or finish surface of ramp slope, shall be not less than 34 inches (864 mm) and not more than 38 inches (965 mm).

Exceptions:

1. The use of a volute, turnout, or starting easing shall be allowed over the lowest tread.
2. When handrail ~~fittings~~ transitions are used to provide a continuous transition between flights, the transition from handrail to guardrail, or used at the start of a flight, the handrail height at the ~~fittings~~ transition shall be permitted to exceed the maximum height.

Committee Reason: This new code language will make exceptions for the minor variances in height that have been noted when starting fittings/transitions are permitted to interrupt the rail and allow height exceptions for gooseneck fittings and other transition type pieces. The modification was offered to allow the section to work equally well for both the wood and metal industries.

Assembly Action: **None**

RB98-06/07

Committee Action: **Disapproved**

Committee Reason: The committee preferred the current code language. There are instances when you may not want to return a hand rail.

Assembly Action: **None**

RB99-06/07

Committee Action: **Approved as Modified**

Modify the proposal as follows:

R311.5.6.3 Handrail ~~grip-size~~ graspability. All required handrails shall be of one of the following types or provide equivalent graspability.

(No change to 1 -2)

R311.6.3.2 Handrail ~~grip-size~~ graspability. Handrails on ramps shall comply with Section R311.5.6.3.

Committee Reason: The modification to retain grip size is important because grip size is something tangible. The new language on edges incorporates Type I handrails which have edges that are rounded. The added text already appears in the IBC text.

Assembly Action: **None**

RB100-06/07

Committee Action: **Disapproved**

Committee Reason: The committee preferred the existing code text. The proposed language which would require a stair to be an approved solid surface lacked sufficient justification to support the change.

Assembly Action: **None**

RB101-06/07

Committee Action: **Disapproved**

Committee Reason: The committee preferred the existing language because it matches the current text in the ADA and the IBC for maximum slope of ramps.

Assembly Action: **None**

RB102-06/07

Note: The following analysis was not in the Code Change Proposal book but was published in the "Errata to the 2006/2007 Proposed Changes to the International Codes and Analysis of Proposed Reference Standards" provided at the code development hearings:

Analysis: Review of proposed new standard indicated that, in the opinion of ICC Staff, the standard did comply with ICC standards criteria.

Committee Action: **Approved as Submitted**

Committee Reason: This code change brings the Wood Plastic Composite materials into the code text along with the new standard ASTM D 7032-04. This change offers an important alternative building material to the code user.

Assembly Action: **None**

RB103-06/07

Committee Action: **Approved as Submitted**

Committee Reason: These two changes are basically editorial and serve to clarify that only required guards shall be not less than 36 inches in height.

Assembly Action: **None**

RB104-06/07

Committee Action: **Disapproved**

Committee Reason: The proposed language still needs to be cleaned up. There is still confusion where the 30 inch measurement is to be taken from.

Assembly Action: **None**

RB105-06/07

Committee Action: **Disapproved**

Committee Reason: The committee did not support stairway provisions being included in the guardrail section of the code.

Assembly Action: **None**

RB106-06/07

Committee Action: Disapproved

Committee Reason: The proponent provided insufficient technical justification to change.

Assembly Action: None

RB107-06/07

Committee Action: Disapproved

Committee Reason: The committee preferred the current code language to be consistent with the actions taken on RB103 - 06/07.

Assembly Action: None

RB108-06/07 Withdrawn by Proponent

RB109-06/07

Note: The following analysis was not in the Code Change Proposal book but was published in the "Errata to the 2006/2007 Proposed Changes to the International Codes and Analysis of Proposed Reference Standards" provided at the code development hearings:

Analysis: Review of proposed new standard indicated that, in the opinion of ICC Staff, the standard did comply with ICC standards criteria.

Committee Action: Disapproved

Committee Reason: The committee disapproved this change after considerable negative testimony. There is no clear direction given for placement of these devices. The CO detectors are prone to false alarm indications. The Department of Homeland Security representative stated that 94 percent of the time these detectors activated it was due to a malfunction of the device. The committee also voiced concern over tying these devices in with the presence of fuel burning appliances.

Assembly Action: None

RB110-06/07

Note: The following analysis was not in the Code Change Proposal book but was published in the "Errata to the 2006/2007 Proposed Changes to the International Codes and Analysis of Proposed Reference Standards" provided at the code development hearings:

Analysis: Review of proposed new standard indicated that, in the opinion of ICC Staff, the standard did comply with ICC standards criteria.

Committee Action: Disapproved

Committee Reason: The committee disapproved this proposed change to be consistent with the actions taken on RB109-06/07.

Assembly Action: None

RB111-06/07

Committee Action: Approved as Submitted

Committee Reason: This change is a positive reorganization of the code text and results in clearer code language.

Assembly Action: None

RB112-06/07

Committee Action: Approved as Submitted

Committee Reason: The proposed change adds a needed exception for plumbing and mechanical system repairs. The repair of a toilet by replacing a ball cock device should not require a permit to be issued.

Assembly Action: None

RB113-06/07

Committee Action: Disapproved

Committee Reason: The committee preferred the existing code language and added that deleting this text would not actively support the placement and use of smoke alarms which is the intent of the code.

Assembly Action: None

RB114-06/07

Committee Action: Disapproved

Committee Reason: The committee disapproved this proposed change to require approved automatic sprinkler systems for several reasons. The issue of cold weather and freezing of the systems was a concern. The cost of labor to install and then maintain the system was a concern. Increase of cost and demands on local infrastructure as well. Appendix P is an option that is available for anyone that wishes to adopt and enforce that appendix. Any code change to bring sprinklers into the code text needs to have a provision to delete Appendix P and this proposal did not.

Assembly Action: None

RB115-06/07

Note: The following analysis was not in the Code Change Proposal book but was published in the "Errata to the 2006/2007 Proposed Changes to the International Codes and Analysis of Proposed Reference Standards" provided at the code development hearings:

Analysis: Review of proposed new standard indicated that, in the opinion of ICC Staff, the standard did comply with ICC standards criteria.

Committee Action: Disapproved

Committee Reason: The proposed language as currently written is confusing and hard to follow. As it is currently written it could be considered product specific. The code section referenced in the proposed language is incorrect.

Assembly Action: None

RB116-06/07

Committee Action: Disapproved

Committee Reason: The proposed code language is too restrictive because it would include all appliances or equipment. This needs to be re-written and more specific in its coverage.

Assembly Action: None

RB117-06/07

Committee Action: Disapproved

Committee Reason: The current language in Section R317.6 already addresses these issues. Item number 2 would address just low density foam and not high density foam and could be considered proprietary.

Assembly Action: None

RB118-06/07

Committee Action: Approved as Submitted

Committee Reason: These changes help to clean up the current code text with the correct technical language. Materials with a thickness of less than 1/28 inch (0.9 mm) are exempted from testing for flame spread index and smoke developed index. Therefore, it is not possible to determine if their flame spread index is similar to that of paper because they would have to be tested to know whether they are really similar. This action also makes the language in the IRC consistent with the IBC.

Assembly Action: None

RB119-06/07

Committee Action: Disapproved

Committee Reason: This proposed language is confusing. While the proposal does identify a problem and focuses on an area of protection concern with cantilevers it needs more work before it correctly addresses continuity.

Assembly Action: None

RB120-06/07

Committee Action: Disapproved

Committee Reason: The committee preferred the current code language on parapets. This fails to address a situation where a parapet would not be utilized because of the exception.

Assembly Action: None

RB121-06/07

Committee Action: Disapproved

Committee Reason: There was no technical data provided to support penetrations causing problems in this area. The proponent needs to do some work on this and bring it back to the committee in the next code cycle.

Assembly Action: None

RB122-06/07

Committee Action: Disapproved

Committee Reason: The committee voted to disapprove this code change proposal based upon the proponent's request. The language that addresses exposure to salt needs to be reworked to provide some specifics about how far from salt source fasteners need to be.

Assembly Action: None

RB123-06/07

Committee Action: Disapproved

Committee Reason: The current code text is preferred to the proposed language. There was some concern expressed on the tendency of borates to leach away in water. More information is needed on sealing systems or fixing agents that can be used to counteract the effect of water before the language is added to the code.

Assembly Action: None

RB124-06/07 Withdrawn by Proponent

RB125-06/07

Committee Action: Disapproved

Committee Reason: It is not clear how the building official would be able to determine that all pressure preservative treated wood is at or below a moisture content of 19 percent.

Assembly Action: None

RB126-06/07

Committee Action: Disapproved

Committee Reason: The committee could not support a requirement for all structural members to be composed entirely of termite resistant material. This would place the requirement nation wide even in areas not prone to termite damage.

Assembly Action: None

RB127-06/07

Errata: Replace Cost Impact with the following:

Cost Impact: In some areas, the code change proposal will increase the cost of construction. Estimates indicate that this change could increase the construction cost of a home by 2%-4%³. This cost is not trivial; however, homeowners would be protected from structural termite damage for the life of the home, a liability that typically costs the homeowner between \$2,000 and \$10,000⁴ when infested with the FST. Costs of building with termite resistant structural members can also be reduced through discounts offered to builders on their Builders Risk insurance premiums when using termite resistant structural materials that are also fire resistant. Homeowner's insurance premiums may also be reduced for the same reason.

3. The two to four percent increase for home construction costs has been confirmed by the Louisiana Formosan Termite Initiative, the National Association of Home Builder's Research Center (NAHBRC), the Portland Cement Association (PCA), and the Southern Pine Council (SPC). Assumptions and details of the studies conducted and/or cited by these organizations can be found at <http://www.southernpine.com/termiteinfo3.shtml#comparative>, http://www.toolbase.org/Docs/MainNav/Energy/2936_steel_vs_wod.pdf?TrackID=&CategoryID=107&DocumentID=2936 and http://www.nahb.org/fileUpload_details.aspx?contentID=18475.

4. Shanklin, Mary. "Termites: Home Wreckers Have Free Rein, Whatever You Do May Not Be Enough." Orlando Sentinel. Orlando, Fla.: May 16, 1999. pg. A.1.

Committee Action: Disapproved

Committee Reason: The proposed language was overly restrictive. The language could be developed as a future appendix for use by local jurisdictions. The committee could not support a requirement for all structural members to be composed entirely of termite resistant material. This would place the requirement nation wide even in areas not prone to termite damage. This action is consistent with the previous action on RB126-06/07.

Assembly Action: None

RB128-06/07

Committee Action: Approved as Submitted

Committee Reason: This change introduces new species to the code text that were recently found to be termite resistant. Special emphasis of the study was placed on the Formosan termite. The new species include Alaska yellow cedar and Western red cedar.

Assembly Action: None

RB129-06/07

Committee Action: Approved as Submitted

Committee Reason: The proposed text helps add clarity to the code and will help scoping issues.

Assembly Action: None

RB130-06/07

Committee Action: Approved as Submitted

Committee Reason: The proposed text brings consistency to the IRC with ASCE 24-05 and the IBC. The new language is more effectively addresses openings in any plane of the wall.

Assembly Action: None

RB131-06/07

**PART I — IRC RB
Committee Action:** Disapproved

Committee Reason: The proposed language was in excess of the National Flood Insurance Requirements. The IRC is a minimum set of requirements.

Assembly Action: None

**PART II — IRC M
Committee Action:** Disapproved

Committee Reason: The report on the evaluation of the National Flood Insurance Program referenced by the proponent is not yet completed and FEMA is still studying the data, therefore, this code change is premature.

Assembly Action: None

**PART III — IRC P
Committee Action:** Disapproved

Committee Reason: The report on the evaluation of the National Flood Insurance Program referenced by the proponent is not yet completed and FEMA is still studying the data, therefore, this code change is premature.

Assembly Action: None

**PART IV — IFGC
Committee Action:** Disapproved

Committee Reason: The report on the evaluation of the National Flood Insurance Program referenced by the proponent is not yet completed and FEMA is still studying the data, therefore, this code change is premature.

Assembly Action: None

RB132-06/07

Committee Action: Disapproved

Committee Reason: This code change proposal had insufficient technical justification. While it speaks well to wall system it ignores floor, ceiling and structural issues. The change from 45 to 50 for sound transmission is lacking support.

Assembly Action: None

RB133-06/07

Committee Action: Disapproved

Committee Reason: The International Residential Code is a stand alone code. The IRC covers both urban and regional issues and the proposed language may not be appropriate to all of these applications. It would not be appropriate to require fire department access and water supply for every residence built under the IRC.

Assembly Action: None

RB134-06/07

Committee Action: Disapproved

Committee Reason: The committee disapproved this proposed change to require approved automatic sprinkler systems for several reasons. The issue of cold weather and freezing of the systems was a concern. The cost of labor to install and then maintain the system was a concern. Increase of cost and demands on local infrastructure as well. Appendix P is an option that is available for anyone that wishes to adopt and enforce that appendix. Any code change to bring sprinklers into the code text needs to have a provision to delete Appendix P and this proposal did not.

Assembly Action: None

RB135-06/07

Committee Action: Disapproved

Committee Reason: There was insufficient justification to support this code change. Residential care/assisted living centers are built under the IBC. If sprinklering becomes an issue the jurisdiction can utilize Appendix P. The current code text is preferred to the proposed code language.

Assembly Action: None

RB136-06/07

Committee Action: Disapproved

Committee Reason: There was insufficient justification to support this code change. Residential care/assisted living centers are built under the IBC. If sprinklering becomes an issue the jurisdiction can utilize Appendix P. The current code text is preferred to the proposed code language.

Assembly Action: None

RB137-06/07

Committee Action: Disapproved

Committee Reason: The committee disapproved this proposed change to require approved automatic sprinkler systems for several reasons. The issue of cold weather and freezing of the systems was a concern. The cost of labor to install and then maintain the system was a concern. Increase of cost and demands on local infrastructure as well. Appendix P is an option that is available for anyone that wishes to adopt and enforce that appendix. Any code change to bring sprinklers into the code text needs to have a provision to delete Appendix P and this proposal did not.

Assembly Action: None

RB138-06/07

Withdrawn by Proponent

RB139-06/07

Committee Action: Disapproved

Committee Reason: This is the Florida Code and it would be a major rewrite for this code. There is no need to bring this into a national code at this time. There is an ICC Consensus Committee working on an update to SSTD-10 and that will properly bring this into the code.

Assembly Action: None

RB140-06/07

Committee Action: Approved as Submitted

Committee Reason: This removes a subjective term in the code text and replaces it with proper text.

Assembly Action: None

RB141-06/07

Note: The following analysis was not in the Code Change Proposal book but was published in the "Errata to the 2006/2007 Proposed Changes to the International Codes and Analysis of Proposed Reference Standards" provided at the code development hearings:

Analysis: Review of proposed new standard indicated that, in the opinion of ICC Staff, the standard did comply with ICC standards criteria.

Committee Action: Approved as Submitted

Committee Reason: This change quantifies the existing code language and adds the needed referenced standards for control.

Assembly Action: None

RB142-06/07

Committee Action: Disapproved

Committee Reason: This proposal needs to reference a standard for the crushed stone. The figures for the crushed stone is confusing. This needs work with respect to the proper seismic design category. The proponent needs to rework this and bring back later.

Assembly Action: None

RB143-06/07

Committee Action: Disapproved

Committee Reason: Refers to Table R401.1, which is not in the code and is unenforceable.

Assembly Action: None

RB144-06/07

Committee Action: Disapproved

Committee Reason: The exception allows the reinforcement to be in the middle third of the footing depth. There is a question whether the No. 3 dowel at 4 feet on center is adequate.

Assembly Action: None

RB145-06/07

Committee Action: Approved as Submitted

Committee Reason: This change clarifies the existing map in the code and improves the usability of the map.

Assembly Action: None

RB146-06/07

Committee Action: Disapproved

Committee Reason: The proposed text is not in mandatory terms.

Assembly Action: None

RB147-06/07

Committee Action: Approved as Submitted

Committee Reason: The floor joists do need the blocking and this improves the blocking requirements.

Assembly Action: None

RB148-06/07

Committee Action: Disapproved

Committee Reason: This change should not be limited to only concrete material. Masonry foundation walls should also be included.

Assembly Action: None

RB149-06/07

Committee Action: Disapproved

Committee Reason: The committee has received no technical data from the proponents or opponents as to the merits of this issue. This should be brought back in the public comment phase with proper data submitted by both parties.

Assembly Action: Approved as Submitted

RB150-06/07

Committee Action: Disapproved

Committee Reason: This is a Florida local issue and is not appropriate for a national standard. Also, it is redundant since the code already directs you to the proper reference standards for high wind.

Assembly Action: None

RB151-06/07

Committee Action: Disapproved

Committee Reason: This proposal contains permissive language. The parenthetical statement is commentary. This offers an alternate that is not equivalent to the code.

Assembly Action: None

RB152-06/07

Note: The following analysis was not in the Code Change Proposal book but was published in the "Errata to the 2006/2007 Proposed Changes to the International Codes and Analysis of Proposed Referenced Standards" provided at the code development hearings:

Analysis: Review of proposed new standards ASTM C109/C109M-05, C348-02, C596-01, C642-97, C666/C666M-03, C882-05, D2247-02 and G21-96 indicated that, in the opinion of ICC Staff, the standard did comply with ICC standards criteria.

Analysis: Review of proposed new standards ASTM C190-85, C994-83, D2299-68(1982) and G23-96 indicated that, in the opinion of ICC Staff, the standard did not comply with ICC standards criteria, Section 3.6.3.1.

Analysis: There was no review of the proposed new standard Mil 810-B, since the standard was not submitted.

Committee Action: Disapproved

Committee Reason: This proposal contains permissive language. This has the effect of prescribing proprietary materials. Some of the proposed standards do not comply with ICC's standard criteria. The Mil 810-B Standard was not received for review.

Assembly Action: None

RB153-06/07

Committee Action: Disapproved

Committee Reason: The design of concrete walls is already specified in Section R404. Precast foundations can be subjected to and can be designed for hydrostatic pressure.

Assembly Action: None

RB154-06/07

Committee Action: Disapproved

Committee Reason: There is no documentation provided to show the need for a drainage system for crawl spaces. The proposal is poorly written and may cause confusion. A Geotechnical Engineer, and not the code, should specify when a drainage system is required.

Assembly Action: **None**

RB155-06/07

Committee Action: **Disapproved**

Committee Reason: The manufacturer's installation instructions will address this issue. The crushed stone footing will create a large french drain that will invite water intrusion. The change does not address how to drain the water away. The word "must" in the last sentence is not proper code language.

Assembly Action: **None**

RB156-06/07

Note: The following analysis was not in the Code Change Proposal book but was published in the "Errata to the 2006/2007 Proposed Changes to the International Codes and Analysis of Proposed Reference Standards" provided at the code development hearings:

Analysis: Review of proposed new standards ASTM C596-01, C642-97, C666/C666M-03, C882-05, D2247-02 and G21-96 (2002) indicated that, in the opinion of ICC Staff, the standard did comply with ICC standards criteria.

Analysis: Review of proposed new standard ASTM D2299-68 (1982 Withdrawn) indicated that, in the opinion of ICC Staff, the standard did not comply with ICC standards criteria, Section 3.6.2.1.

Committee Action: **Disapproved**

Committee Reason: This is product specific. Consistent with the action on RB152-06/07.

Assembly Action: **None**

RB157-06/07

Note: The following analysis was not in the Code Change Proposal book but was published in the "Errata to the 2006/2007 Proposed Changes to the International Codes and Analysis of Proposed Reference Standards" provided at the code development hearings:

Analysis: Review of proposed new standard indicated that, in the opinion of ICC Staff, the standard did comply with ICC standards criteria.

Committee Action: **Disapproved**

Committee Reason: This will create a conflict in the code since habitable interior spaces already require waterproofing. The code already contains dampproofing of concrete.

Assembly Action: **None**

RB158-06/07

Committee Action: **Disapproved**

Committee Reason: This is a local (Florida) issue and there is no data that this is needed on a national level. The existing code language is adequate as is.

Assembly Action: **None**

RB159-06/07

Committee Action: **Approved as Submitted**

Committee Reason: This is a much needed addition to the code and it brings in a new table that is a good starting point for the attachment of the deck ledger to the band joist. The committee urges additional study of the attachment of the band joist to the framing.

Assembly Action: **None**

RB160-06/07

Committee Action: **Disapproved**

Committee Reason: Based on previous action on RB263-06/07.

Assembly Action: **None**

RB161-06/07

Committee Action: **Approved as Modified**

Modify the proposal as follows:

- b. Panels continuous over two or more spans with long dimension (strength axis) perpendicular to supports. Spans shall be limited to values shown because of possible effect of concentrated loads.

(Portions of proposal not shown remain unchanged)

Committee Reason: This is a needed clarification to the code. The modification retains the term "long dimension" in order to assist the builder with the correct interpretation of "strength axis".

Assembly Action: **None**

RB162-06/07

Committee Action: **Disapproved**

Committee Reason: This is a local issue for wet locations and is not a needed requirement for a national standard.

Assembly Action: **None**

RB163-06/07

Committee Action: Disapproved

Committee Reason: There was not enough technical data submitted to allow adequate review by the committee. There is an apparent circular reference in Section R301.2.1.1, Item 5 that refers to itself.

Assembly Action: None

RB164-06/07

Committee Action: Disapproved

Committee Reason: The committee prefers the code changes recommended by the ICC Ad Hoc Committee on wall bracing. The ICC Ad Hoc Committee prefers RB179-06/07. Also, no technical justification has been given for the change.

Assembly Action: None

RB165-06/07

Committee Action: Disapproved

Committee Reason: The term "solid deck" is not defined.

Assembly Action: None

RB166-06/07

Committee Action: Disapproved

Committee Reason: The term "solid deck" is not defined.

Assembly Action: None

RB167-06/07

Committee Action: Disapproved

Committee Reason: There is no technical information and substantiation to justify the change.

Assembly Action: None

RB168-06/07

Committee Action: Disapproved

Committee Reason: This change refers only to vertical loads. This also needs to address lateral loads.

Assembly Action: None

RB169-06/07

Committee Action: Approved as Submitted

Committee Reason: This change provides clarity and works in tandem with the action on S72-06/07, Part II.

Assembly Action: None

RB170-06/07

Committee Action: Approved as Submitted

Committee Reason: This change improves the code by removing fasteners that cause damage to gypsum board and updating to the current ASTM product standard.

Assembly Action: None

RB171-06/07

Committee Action: Disapproved

Committee Reason: This is a local Oregon issue and is an attempt to add a local amendment to the code.

Assembly Action: None

RB172-06/07

Committee Action: Approved as Modified

Modify the proposal as follows:

R602.6.1 Drilling and notching of top plate. When piping or ductwork is placed in or partly in an exterior wall or interior load-bearing wall, necessitating cutting, drilling or notching of the top plate by more than 50 percent of its width, a galvanized metal tie of not less than 0.054 inch thick (1.37 mm) (16 ga) and 1 1/2 inches (38 mm) wide shall be fastened across and to the plate at each side of the opening with not less than eight 10d (0.148" diameter) nails having a minimum length of 1 1/2 inches (38 mm) at each side or equivalent. See Figure R602.6.1.

Exception: When the entire side of the wall with the notch or cut is covered by wood structural panel sheathing.

Committee Reason: This change eliminates the potential of splitting the top plate by reducing the nail size. The modification retains the exception that will provide an alternative to the metal strap.

Assembly Action: None

RB173-06/07

Committee Action: Disapproved

Committee Reason: The committee prefers the language in RB172-06/07.

Assembly Action: None

RB174-06/07

Committee Action: Disapproved

Committee Reason: This is an inappropriate use of the term "non-combustible". This would make it difficult in the field to determine what is non-combustible.

Assembly Action: None

RB175-06/07

Committee Action: Disapproved

Committee Reason: This change is disapproved to be consistent with the committee's previous action on RB174-06/07.

Assembly Action: None

RB176-06/07

Committee Action: Approved as Submitted

Committee Reason: This change is needed and the added language is clear on intent but additional work is needed to add more clarity.

Assembly Action: None

RB177-06/07

Committee Action: Disapproved

Committee Reason: The code already adequately addresses this in Section R602.8, Item 4.

Assembly Action: None

RB178-06/07

Committee Action: Disapproved

Committee Reason: This change would remove the requirement for a continuous foundation for cripple walls. Cripple walls do need a continuous foundation.

Assembly Action: None

RB179-06/07

Committee Action: Approved as Submitted

Committee Reason: This is a good reorganization and a good non-technical rewrite of the wall bracing. This will make the code easier to use and to allow ease of future changes to the wall bracing.

Assembly Action: None

RB180-06/07

Committee Action: Disapproved

Committee Reason: Based on proponent's request for disapproval. The committee prefers proposal RB179-06/07.

Assembly Action: None

RB181-06/07

Committee Action: Approved as Modified

Modify the proposal as follows:

R602.10.1 Braced wall lines. Braced wall lines shall consist of braced wall panel construction in accordance with Section R602.10.3. In each braced wall line, braced wall panels shall be provided as required to meet the requirements of this section.

Braced wall panels shall be in accordance with one of the bracing methods specified in Section R601.10.3, the alternate braced wall method of Section R602.10.6, or the continuous structural panel sheathing method of Section R602.10.5. Bracing method shall be permitted to vary as follows:

1. Variation in bracing method from story to story is permitted.
2. Variation in bracing method from braced wall line to braced wall line within a story is permitted, except that continuous structural panel sheathing shall conform to the additional requirements of Section R602.10.5.
3. In Seismic Design Categories A and B, and detached dwellings in Seismic Design Category C, variation in bracing method within a braced wall line is permitted. The required sheathing amount for the braced wall line with mixed sheathing types shall have the higher bracing percentage, per Table R602.10.1, of all types of bracing used. Wall lines using continuous wood structural panel sheathing shall conform to the additional requirements of Sections R602.10.5.

The amount and location of bracing shall be in accordance with Table R602.10.1 and the amount of bracing shall be the greater of that required by the seismic design category or the design wind speed. Braced wall panels shall begin no more than 12.5 feet (3810 mm) from each end of a braced wall line. Braced wall panels that are counted as part of a braced wall line shall be in line, except that offsets out-of-plane of up to 4 feet (1219 mm) shall be permitted provided that the total out-to-out offset dimension in any braced wall line is not more than 8 feet (2438 mm).

Committee Reason: This is a needed change and settles a long standing question about the use of different bracing methods within a story. This is an important part of the ICC Ad Hoc Committee's work. The modification is an important part of the ICC Ad Hoc Committee's work and clarifies how to use different bracing methods within a braced wall line.

Assembly Action: None

RB182-06/07

Committee Action: Disapproved

Committee Reason: The committee agrees with the format to separate the wall bracing for wind from the wall bracing for seismic. However, there is no technical data submitted to support this. Additionally, there is not a consensus between the proponent and the

Ad Hoc Committee as to the correct values that should be in the table. The committee would like to see Footnote "a" reworked into values and shown in the table. The proponent should obtain consensus and rework this and bring it back.

Assembly Action: **None**

RB183-06/07

Committee Action: **Disapproved**

Committee Reason: This change is overly restrictive for short walls. The ICC Ad Hoc Committee is working on this to obtain a consensus.

Assembly Action: **None**

RB184-06/07

Committee Action: **Disapproved**

Committee Reason: Based on previous action on RB183-06/07. Proponent did not provide technical justification. The exception is inappropriate for this code section.

Assembly Action: **None**

RB185-06/07

Committee Action: **Disapproved**

Committee Reason: Based on proponent's request for disapproval. Based upon the previous action on RB183-06/07.

Assembly Action: **None**

RB186-06/07

Committee Action: **Disapproved**

Committee Reason: This would create a conflict within the code with Section R602.10.11.1. This eliminates the braced wall line spacing for Seismic Design Category A through C. The ICC Ad Hoc Committee prefers RB227-06/07.

Assembly Action: **None**

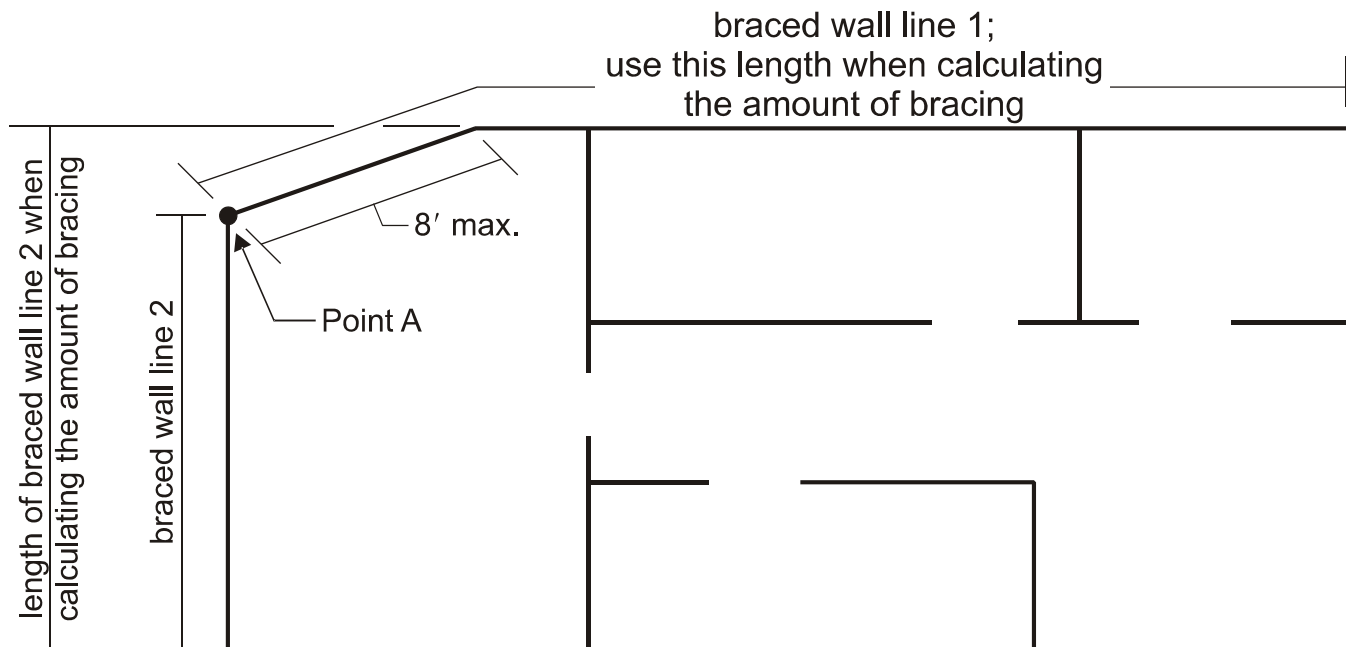
RB187-06/07

Committee Action: **Approved as Modified**

Modify the proposal as follows:

R602.10.1.1 Angled corners. At corners, braced wall lines shall be permitted to angle out of plane up to 45° with a maximum diagonal length of 8 feet. When determining the amount and location of bracing, the length of the each braced wall line shall be determined using the in-line projection of the angled wall as shown in Figure R602.10.1.1. The placement of bracing for the braced wall lines shall begin at the point where the braced wall line which contains the angled wall adjoins the adjacent braced wall line, point A as shown in Figure R602.10.1.1. Where an angled corner is constructed at an angle equal to 45° and the diagonal length is no more than 8 feet (2438 mm) in length, the angled wall may be considered as part of either adjoining braced wall line but not both. Where the diagonal length is greater than 8 feet (2438 mm), it shall be considered its own braced wall line and be braced in accordance with section R602.10.1 and methods in section R602.10.3.

Replace proposed figure with the following:



**FIGURE R602.10.1.1
ANGLED CORNERS**

Committee Reason: This is a needed change and addresses a commonly used angled corner condition. The modification, by the ICC Ad Hoc Committee, clarifies how to measure the length of the braced wall line that includes the angled corner.

Assembly Action: **None**

RB188-06/07

Committee Action: Disapproved

Committee Reason: Based on proponent's request for disapproval. This proposal contains confusing language.

Assembly Action: None

RB189-06/07

Committee Action: Disapproved

Committee Reason: This proposal would allow a three story condition for Seismic Design Category D₂ which is outside the scope of the IRC. This change would render parts of previously approved proposals obsolete. The proposal contains several undefined terms.

Assembly Action: None

RB190-06/07

Committee Action: Disapproved

Committee Reason: Seismic Design Category E is outside the scope of the IRC therefore this is not appropriate. The fastening requirement may not be appropriate for all types of bracing material. The ICC Ad Hoc Committee objects to this proposal.

Assembly Action: None

RB191-06/07

Committee Action: Disapproved

Committee Reason: The proposal makes reference to tables that were disapproved by previous action on RB189-06/07 and cannot stand on its own. The ICC Ad Hoc Committee prefers RB192-06/07.

Assembly Action: None

RB192-06/07

Committee Action: Disapproved

Committee Reason: Based on the testimony, the intent of the proponent has not been made clear in the proposed code language and could lead to misinterpretation. The 14 inch limit would leave no prescriptive requirements for cripple walls less than 14 inches in height.

Assembly Action: None

RB193-06/07

Withdrawn by Proponent

RB194-06/07

Committee Action: Disapproved

Committee Reason: Based on proponent's request for disapproval. This would also create a conflict with Section R702.3.5.

Assembly Action: None

RB195-06/07

Committee Action: Disapproved

Committee Reason: There is no technical information provided for the justification of this change. The ICC Ad Hoc Committee prefers RB196-06/07.

Assembly Action: None

RB196-06/07

Committee Action: Approved as Modified

Modify the proposal as follows:

R602.10.3 Braced wall panel construction methods. The construction of braced wall panels shall be in accordance with one of the following methods:

1. Nominal 1-inch-by-4-inch (25mm by 102 mm) continuous diagonal braces let in to the top and bottom plates and the intervening studs or approved metal strap devices installed in accordance with the manufacturer's specifications. The let-in bracing shall be placed at an angle not more than 60 degrees (1.06 rad) or less than 45 degrees (0.79 rad) from the horizontal.
2. Wood boards of 5/8 inch (16 mm) net minimum thickness applied diagonally on studs spaced a maximum of 24 inches (610 mm). Diagonal boards shall be attached to studs in accordance with Table R602.3(1).
3. Wood structural panel sheathing with a thickness not less than 5/16 inch (8 mm) for 16-inch (406 mm) stud spacing and not less than 3/8 inch (9 mm) for 24-inch (610 mm) stud spacing. Wood structural panels shall be installed in accordance with Table R602.3(3).
4. One-half-inch (13 mm) or 25/32-inch (20 mm) thick structural fiberboard sheathing applied vertically or horizontally on studs spaced a maximum of 16 inches (406 mm) on center. Structural fiberboard sheathing shall be installed in accordance with Table R602.3(1).
5. Gypsum board with minimum 1/2-inch (12.7 mm) thickness placed on studs spaced a maximum of 24 inches (610 mm) on center and fastened to studs at panel edges and including top and bottom plates at 7 inches (178 mm) on center with the size nails specified in Table R602.3(1) for sheathing and Table R702.3.5 for interior gypsum board.
6. Particleboard wall sheathing panels installed in accordance with Table R602.3(4).
7. Portland cement plaster on studs spaced a maximum of 16 inches (406 mm) on center and installed in accordance with Section R703.6.
8. Hardboard panel siding when installed in accordance with Table R703.4.

Exception: Alternate braced wall panels constructed in accordance with Section R602.10.6.1 or R602.10.6.2 shall be permitted to replace any of the above methods of braced wall panels.

Committee Reason: This is a needed change that clarifies the requirement for attaching gypsum board for wall bracing. The modification, by the ICC Ad Hoc Committee, clarifies that the fastening must be at all edges of the panel.

Assembly Action: **None**

RB197-06/07

Committee Action: **Approved as Modified**

Modify the proposal as follows:

R602.10.3.1 Braced wall panel interior finish material. Braced wall panels shall have gypsum wall board installed on the side of the wall opposite the bracing material. Gypsum wall board shall be not less than 1/2" in thickness and be fastened in accordance with ~~Table R602.3(1) for sheathing and~~ Table R702.3.5 for interior gypsum wall board.

Exceptions:

1. Wall panels that are braced in accordance with method 5.
2. Wall panels that are braced in accordance with R602.10.6.1.
3. When an approved interior finish material with an in-plane shear resistance equivalent to gypsum board is installed.
4. For methods 2, 3, 4, 6, 7, and 8, gypsum wall board is permitted to be omitted provided the amount of bracing in Table R602.10.1 is multiplied by a factor of 1.5.

Committee Reason: This change clarifies the use of interior gypsum board finish material on the opposite side of the braced wall panels. The modification is based on the ICC Ad Hoc Committee's recommendation and provides for the deletion of the interior gypsum board for several bracing methods where the bracing amount is increased.

Assembly Action: **None**

RB198-06/07

Committee Action: **Disapproved**

Committee Reason: This proposal specifically applies to gypsum board and implies gypsum board is the only method to use for both sides. The committee prefers the language of RB199-06/07.

Assembly Action: **None**

RB199-06/07

Committee Action: **Approved as Submitted**

Committee Reason: This change is preferred over RB198-06/07 based on the recommendation of the ICC Ad Hoc Committee. This change corrects the code for proper application of the use of gypsum board as wall bracing when applied to one face of the wall.

Assembly Action: **None**

RB200-06/07

Committee Action: **Approved as Modified**

Modify the proposal as follows:

R602.10.4 Length of braced panels. For Methods 2, 3, 4, 6, 7 and 8 above, each braced wall panel shall be at least 48 inches (1219 mm) in length, covering a minimum of three stud spaces where studs are spaced 16 inches (406 mm) on center and covering a minimum of two stud spaces where studs are spaced 24 inches (610 mm) on center. For Method 5 above, each braced wall panel shall be at least 96 inches (2438 mm) in length where applied to one face of a braced wall panel and at least 48 inches (1219 mm) where applied to both faces.

Exceptions:

1. Lengths of braced wall panels for continuous wood structural panel sheathing shall be in accordance with Section R602.10.5.
2. Lengths of alternate braced wall panels shall be in accordance with Section R602.10.6.1 or Section R602.10.6.2.
3. For Methods 2,3,4,6,7 and 8 in Seismic Design Categories A,B, and C: Panels between 36 inches and 48 inches in length shall be permitted to count towards the required amount of bracing in Table R602.10.1, and the effective contribution shall comply with Table R602.10.4. ~~The requirement of four feet of braced wall panels within each 25 feet of wall length still applies.~~

(Portions of proposal not shown remain unchanged)

Committee Reason: This provides an alternate length of braced wall panels in Seismic Design Categories A, B and C. The modification eliminates redundant language.

Assembly Action: **None**

RB201-06/07

Committee Action: **Approved as Submitted**

Committee Reason: This change adds a needed clarification for measurement of the opening height.

Assembly Action: **None**

RB202-06/07

Committee Action: **Disapproved**

Committee Reason: Based on the proponent's request in favor of RB209-06/07.

Assembly Action: **None**

RB203-06/07

Committee Action: **Disapproved**

Committee Reason: The committee prefers RB209-06/07.

Assembly Action: **None**

RB204-06/07

Committee Action: Disapproved

Committee Reason: The committee prefers RB209-06/07.

Assembly Action: None

RB205-06/07

Committee Action: Approved as Submitted

Committee Reason: This adds clarification that bracing adjustments can be used for continuous wood structural panel sheathing.

Assembly Action: None

RB206-06/07

Committee Action: Disapproved

Committee Reason: The committee prefers RB209-06/07.

Assembly Action: None

RB207-06/07

Errata: Add Item 3 to existing proposal:

3. Add new Figure R602.10.5(2) and renumber Figure R602.10.5 to R602.10.5(1):

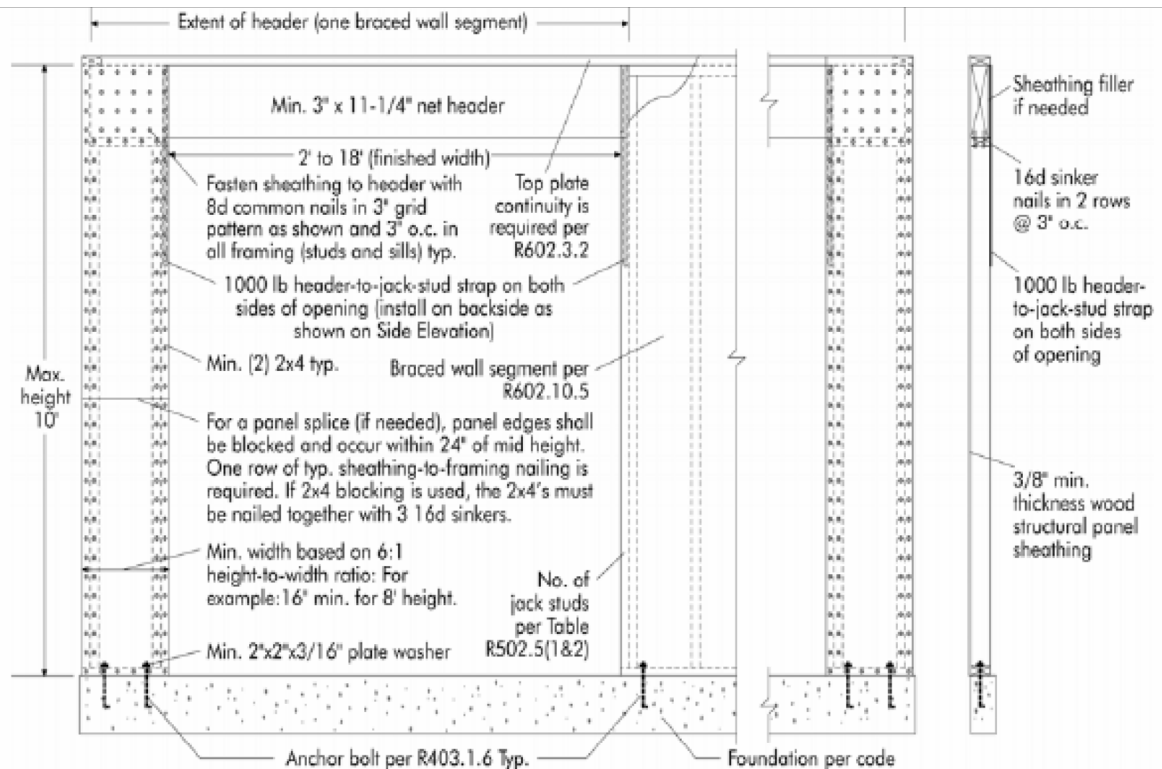


FIGURE R602.10.5(2)
WALLS WITH 6:1 ASPECT RATIO USED WITH CONTINUOUS WOOD STRUCTURAL PANEL SHEATHING

Committee Action: Approved as Submitted

Committee Reason: This is a clarifying rearrangement of the provisions and it makes the code easier to follow.

Assembly Action: None

RB208-06/07

Committee Action: Disapproved

Committee Reason: The committee prefers RB209-06/07.

Assembly Action: None

RB209-06/07

Committee Action: Approved as Modified

Modify the proposal as follows:

R602.10.5.1 Continuously-sheathed braced wall line requirements. Continuously-sheathed braced wall line shall be in accordance with Figure R602.10.5(1) and shall comply with all of the following requirements:

1. Structural sheathing shall be applied to all exterior sheathable surfaces of a braced wall line including areas above and below openings.
2. Only full-height braced wall panels shall be used for calculating braced wall amount in accordance with Table R602.10.1.
3. Different bracing methods shall not be permitted within a continuously-sheathed braced wall line. Other approved bracing method shall be permitted on other braced wall lines on the same story level or on different story levels of the building.

R602.10.5.3 Braced wall panel location and corner construction.

A braced wall panel shall be located at each end of a continuously-sheathed braced wall line. A minimum 24-inch wood structural panel corner return shall be provided at both ends of a continuously-sheathed braced wall line in accordance with Figure R602.10.5. In lieu of the corner return, a tie-down device with a minimum uplift design value of 800 lb shall be fastened to the corner stud and to the foundation or framing below.

Exception: The first braced wall panel shall be permitted to begin 12 feet from each end of the braced wall line in Seismic Design Categories A, B, and C and 8 feet in Seismic Design Categories D₀, D₁, and D₂ provided one of the following is satisfied:

1. A minimum 2-foot-long, full-height wood structural panel is provided at both sides of a corner constructed in accordance with Figure R602.10.5 at the braced wall line ends, or
2. The braced wall panel closest to the corner shall have a tie-down device with a minimum uplift design value of 800 lb fastened to the stud at the edge of the braced wall panel closest to the corner and to the foundation or framing below.

R602.10.5.5 Continuously-sheathed braced wall lines. Where a continuously-sheathed braced wall line is used in Seismic Design Categories D₀, D₁, and D₂ or regions where the basic wind speed exceeds 100 miles per hour, all other exterior braced wall lines in the same story shall be continuously sheathed.

**TABLE R602.10.5
LENGTH REQUIREMENTS FOR BRACED WALL PANELS IN
A CONTINUOUSLY SHEATHED WALL^{a, b, c}**

(No change to table entries)

For SI: 1 inch = 25.4 mm, 1 foot = 305 mm, 1 pound per square foot = 0.0479kPa.

- a. Linear interpolation shall be permitted.
- b. Full-height sheathed wall segments to either side of garage openings that support light frame roofs only, with roof covering dead loads of 3 psf or less shall be permitted to have a 4:1 aspect ratio.
- c. Walls on either side of openings in garages that are part of a continuously-sheathed ~~Method 3~~ braced wall line shall be permitted to be built in accordance with Section R602.10.6.2 and Figure R602.10.6.2 except that a single bottom plate shall be permitted and two anchor bolts shall be placed at 1/3 points. In addition, tie-down devices shall not be required and the vertical wall segment shall have a maximum 6:1 height-to-width ratio (with height being measured from top of header to the bottom of the sill plate). Corner returns at the ends of the garage opening wall shall be a minimum of 2-feet in length and shall be in accordance with Figure R602.10.5. This option shall be permitted for the first story of two-story applications in Seismic Design Categories A through C.

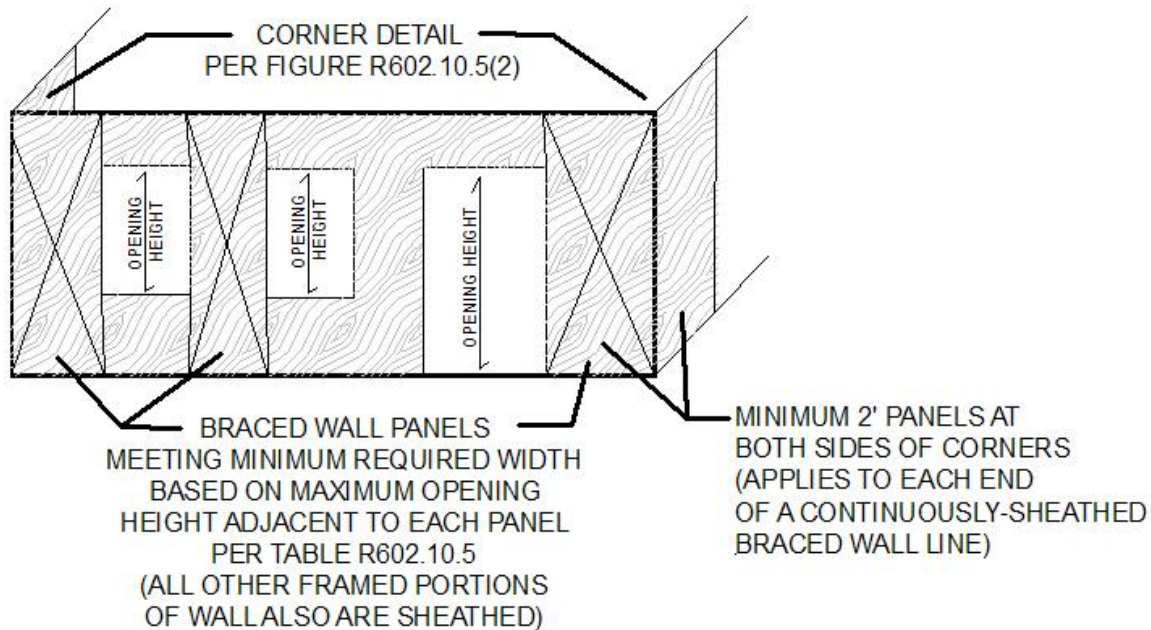


FIGURE R602.10.5(1)
TYPICAL CONTINUOUSLY-SHEATHED BRACED WALL LINE

(Portions of proposal not shown remain unchanged)

Committee Reason: This change rearranges this section to make it much more understandable to the code user. This is the basis of the understanding reached by the ICC Ad Hoc Committee with respect to the requirement of Section R602.10.5 Continuous Sheathing Method. It clarifies that the continuous sheathing method is not intended to be used throughout the entire structure. This was one of the contentious issues that prompted the creation of the Ad Hoc Committee to study the wall bracing requirements. The modification adds clarification and further defines where the continuous sheathing method must be used in the same story.

Assembly Action: None

RB210-06/07

Committee Action: Disapproved

Committee Reason: The committee prefers RB209-06/07.

Assembly Action: None

RB211-06/07

Committee Action: Approved as Submitted

Committee Reason: This change brings consistency between the code text of Section R602.10.5 and Table R602.10.5.

Assembly Action: None

RB212-06/07

Committee Action: Disapproved

Committee Reason: Based on the proponent's request for disapproval and the ICC Ad Hoc Committee's statement that this will need additional study.

Assembly Action: None

RB213-06/07

Committee Action: Approved as Modified

Modify the proposal as follows:

TABLE R602.10.5
LENGTH REQUIREMENTS FOR BRACED WALL PANELS
IN A CONTINUOUSLY SHEATHED WALL^{a, b, c}

(No change to table entries)

For SI: 1 inch = 25.4 mm, 1 foot = 305 mm, 1 pound per square foot = 0.0479kPa.

- a. Linear interpolation shall be permitted.
- b. Full-height sheathed wall segments to either side of garage openings that support light frame roofs only, with roof covering dead loads of 3 psf or less shall be permitted to have a 4:1 aspect ratio. This option is limited to one wall of the garage **only**.
- c. Walls on either or both sides of openings in garages attached to fully sheathed dwellings shall be permitted to be built in accordance with Section R602.10.6.2 and Figure R602.10.6.2 except that a single bottom plate shall be permitted and two anchor

bolts shall be placed at 1/3 points. In addition, tie-down devices shall not be required and the vertical wall segment shall have a maximum 6:1 height-to-width ratio (with height being measured from top of header to the bottom of the sill plate). This option shall be permitted for the first story of two-story applications in Seismic Design Categories A through C.

Committee Reason: This change clarifies that the exception of Footnote "b" does not apply to all walls of a garage. The modification deletes a redundant word for clarity.

Assembly Action: **None**

RB214-06/07

Committee Action: **Disapproved**

Committee Reason: The committee prefers RB209-06/07.

Assembly Action: **None**

RB215-06/07

Committee Action: **Disapproved**

Committee Reason: The committee prefers RB209-06/07.

Assembly Action: **None**

RB216-06/07

Committee Action: **Disapproved**

Committee Reason: Based on the proponent's request for disapproval. There are technical flaws and the proponent will revise this and bring back later.

Assembly Action: **None**

RB217-06/07

Committee Action: **Approved as Modified**

Modify the proposal as follows:

Delete Figure R602.10.5 and replace with the following: (Strike thru and underline omitted for clarity.

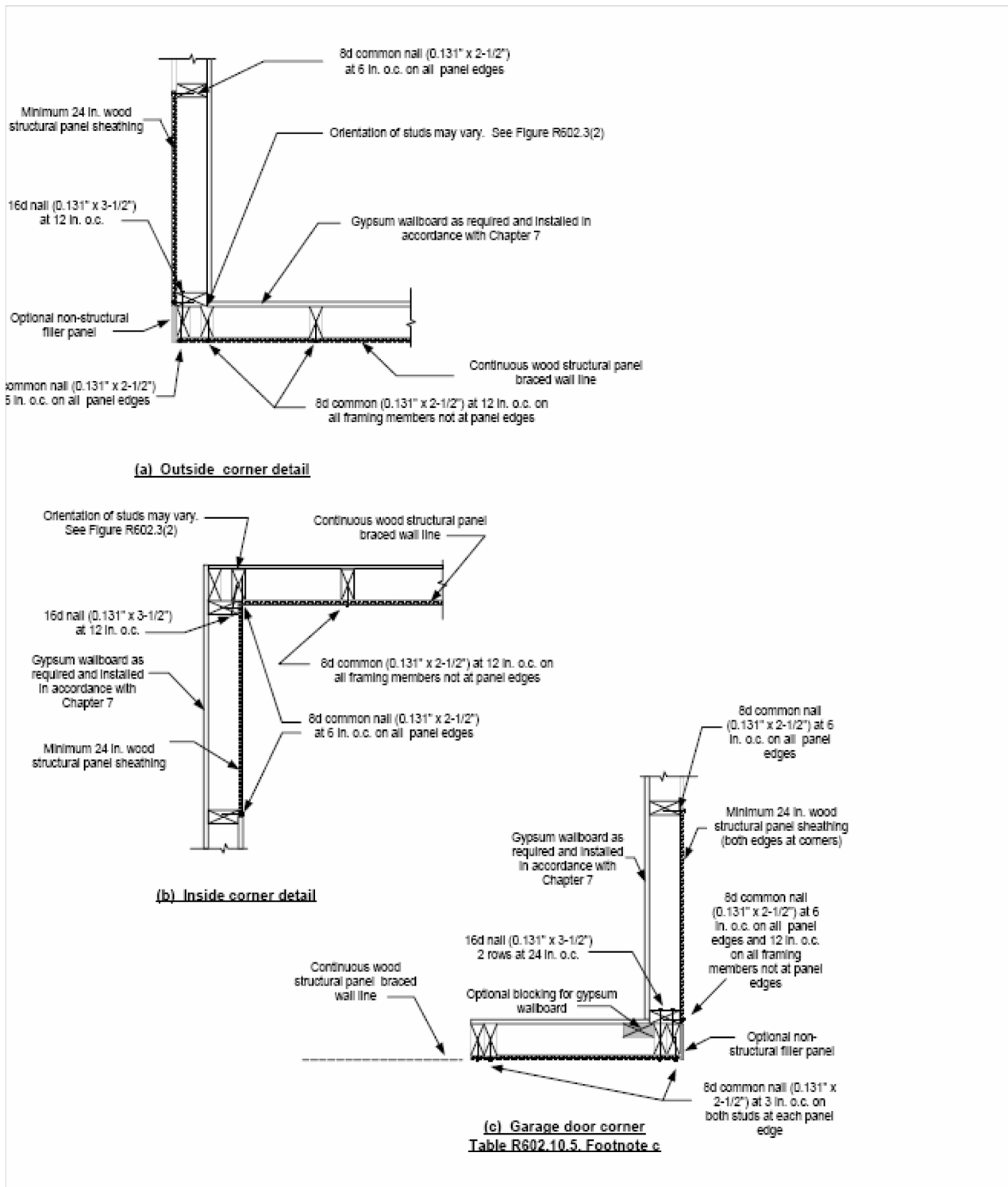


FIGURE R602.10.5
TYPICAL EXTERIOR CORNER FRAMING FOR CONTINUOUS STRUCTURAL PANEL SHEATHING SHOWING REQUIRED STUD-TO-STUD NAILING

Committee Reason: This change clarifies that gypsum wallboard is not required in conjunction with the corner framing detail. The modification adds further clarification to indicate the 2 feet return wood structural panel at the corners that are essential for anchoring a continuously sheathed wall line.

Assembly Action: **None**

RB218-06/07

Committee Action: **Disapproved**

Committee Reason: The committee prefers RB217-06/07.

Assembly Action: **None**

RB219-06/07

Committee Action: **Disapproved**

Committee Reason: Figure R602.10.5 implies that gypsum board must be used and the committee feels that other materials should be allowed. There are issues that were identified in the failed modification and this should be reworked into a full complete package and brought back to give ample time for full review.

Assembly Action: **None**

RB220-06/07

Committee Action: **Approved as Submitted**

Committee Reason: There was good technical data submitted to support a reduction in the number of anchor bolts and elimination of the sheathing from one side. This also correlates with the IBC.

Assembly Action: **None**

RB221-06/07

Committee Action: **Disapproved**

Committee Reason: There was no technical data submitted to support the change. This is a local issue as it refers to the Oregon Columbia River Gorge.

Assembly Action: **None**

RB222-06/07

Committee Action: **Disapproved**

Committee Reason: The committee prefers the language of RB223-06/07.

Assembly Action: **None**

RB223-06/07

Committee Action: **Approved as Modified**

Modify the proposal as follows:

R602.10.7 Panel joints. All vertical joints of panel sheathing shall occur over, and be fastened to, common studs. Horizontal joints in braced wall panels shall occur over, and be fastened to, common blocking of a minimum of 1-1/2 inch (38 mm) thickness.

Exceptions:

1. Blocking at horizontal joints shall not be required in wall segments that are not counted as braced wall panels.
2. ~~Omission of~~ Blocking at horizontal joints shall be permitted ~~on any~~ not be required in braced wall ~~line~~ panels constructed using Methods 3, 4, 5, 6, 8 unless where the bracing amount provided is at least twice the minimum amount required by Table R602.10.1.

Committee Reason: This change clarifies that blocking is only required at braced wall panels and adds an alternate that permits omission of blocking. The modification clears up the double negative in Exception 2 and clarifies that the alternate does not apply to all bracing methods.

Assembly Action: **None**

RB224-06/07

Committee Action: **Disapproved**

Committee Reason: There was no technical justification provided. The ICC Ad Hoc Committee requested disapproval.

Assembly Action: **None**

RB225-06/07

Committee Action: **Approved as Modified**

Modify the proposal as follows:

R602.10.8 Braced wall panel support Braced wall panels shall be supported on floor framing or foundations as follows:

1. Where joists are perpendicular to braced wall lines above or below, blocking shall be provided between the joists at braced wall panel locations to permit fastening of wall plates in accordance with Table R602.3(1).
2. Where joists are parallel to braced wall lines above or below, a rim joist or other parallel framing member shall be provided at the wall to permit fastening of wall plates per Table R602.3(1)
3. Braced wall panels shall be permitted to be supported on cantilevered floor joists meeting the cantilever limits of Section R502.3.3 provided joists are blocked at the nearest bearing wall location, except such blocking shall not be required in Seismic Design Categories A, B, and C for cantilevers not exceeding 24 inches where a full height rim joist is provided.
4. Elevated post or pier foundations supporting braced wall panels shall be ~~braced~~ designed in accordance with accepted engineering practice.

Committee Reason: This change is necessary to provide the load path when braced wall panels are supported on cantilever floor joists. Also, provides guidance on what to do when the support is pier foundation. The modification provides clarification when blocking is not required.

Assembly Action: **None**

RB226-06/07

Committee Action: Disapproved

Committee Reason: There was no technical justification provided. This change would weaken the code.

Assembly Action: None

RB227-06/07

Committee Action: Approved as Modified

Modify the proposal as follows:

R602.10.11.1 Braced wall line spacing. Spacing between braced wall lines in each story shall not exceed 25 feet (7620 mm) on center in both the longitudinal and transverse directions.

Exceptions:

1. In one- and two-story buildings, spacing between two adjacent braced wall lines shall not exceed 35 feet (10,668 mm) on center in order to accommodate one single room not exceeding 900 square feet (84 m²) in each dwelling unit. Spacing between all other braced wall lines shall not exceed 25 feet (7,620 mm).
2. A spacing of 35 feet (10,668 mm) or less shall be permitted between braced wall lines where the length of wall bracing required by Table R602.10.1 is multiplied by the appropriate adjustment factor from Table R602.10.11.1, and the length-to-width ratio for the floor diaphragm does not exceed 3:1, and the top plate splice is increased to 6 feet (12-16d nail).

(Portions of proposal not shown remain unchanged)

Committee Reason: This change provides design flexibility for braced wall line spacing while maintaining adequate wall bracing. The modification provides the needed top plate splice for the increased wall line spacing.

Assembly Action: None

RB228-06/07

Committee Action: Disapproved

Committee Reason: There was no technical justification provided. The committee prefers RB227-06/07.

Assembly Action: None

RB229-06/07

Committee Action: Disapproved

Committee Reason: There was no technical data submitted to support this change. This is a local issue as it refers to the Oregon Columbia River Gorge. Reference is made to a table that does not exist in the code.

Assembly Action: None

RB230-06/07

Committee Action: Disapproved

Committee Reason: There was no technical data submitted to support this change. This is a local issue as it refers to the Oregon Columbia River Gorge. Reference is made to a table that does not exist in the code.

Assembly Action: None

RB231-06/07

Committee Action: Approved as Submitted

Committee Reason: This change removes redundant language from the code.

Assembly Action: None

RB232-06/07

Committee Action: Disapproved

Committee Reason: This is a local amendment and is not appropriate for a national code. There was no technical data submitted to support this change.

Assembly Action: None

RB233-06/07

Committee Action: Disapproved

Committee Reason: There was no technical data submitted to support this change.

Assembly Action: None

RB234-06/07

Committee Action: Disapproved

Committee Reason: There was no technical data submitted to support this change.

Assembly Action: None

RB235-06/07

Committee Action: Disapproved

Committee Reason: This is a local amendment and is not appropriate for a national code. There was no technical data submitted to support this change.

Assembly Action: None

RB236-06/07

Committee Action: Approved as Submitted

Committee Reason: This change brings the IRC in compliance with the National Earthquake Hazards Reduction Program recommended provisions and adds clarity to the code.

Assembly Action: None

RB237-06/07

Committee Action: Disapproved

Committee Reason: There was no technical data submitted to support this change. This would create confusion of which plate is the top plate.

Assembly Action: None

RB238-06/07

Committee Action: Approved as Submitted

Committee Reason: This change provides a much needed clarification for corbeled masonry and support.

Assembly Action: None

RB239-06/07

Committee Action: Disapproved

Committee Reason: There was not enough supporting data submitted to support this change. Also, it may create a conflict with Figures R606.11(2) and R606.11(3).

Assembly Action: None

RB240-06/07

Committee Action: Approved as Modified

Modify the proposal as follows:

R607.2.1.1 Mortar joint thickness tolerance. Mortar joint thickness for load bearing masonry shall be within the following tolerances from the specified dimensions:

1. Bed joint: $\pm 1/8$ inch (3 mm).
2. Head joint: $-1/4$ inch (7 mm), $+ 3/8$ inch (10 mm).
3. Collar joints: $-1/4$ inch (7 mm), $+ 3/8$ inch (10 mm).

Committee Reason: This change will add clarity to the code. The modification clarifies the intent of the bed joint tolerance.

Assembly Action: None

RB241-06/07

Committee Action: Disapproved

Committee Reason: There was no technical data submitted to support this change. This only addresses one load path when there are three load paths. The proposal is not in proper code terminology. The proposal makes reference to "the relevant ICC regulations" which is undefined and unenforceable.

Assembly Action: None

RB242-06/07

Committee Action: Disapproved

Committee Reason: Based on the proponent's request for disapproval. Based on the committee's previous action on RB244-06/07. The committee prefers the language in RB244-06/07.

Assembly Action: None

RB243-06/07

Committee Action: Disapproved

Committee Reason: The committee believed this is a good concept but there is too much variation to try to make one pan fit all. Also, there is a lack of a definition of the terms "FREE-DRAINING" and "INCIDENTAL MOISTURE".

Assembly Action: None

RB244-06/07

Committee Action: Approved as Modified

Modify the proposal as follows:

SECTION R613 EXTERIOR WINDOWS AND DOORS

R613.1 General. This section prescribes performance and construction requirements for exterior window and door systems installed in wall systems. Windows and doors shall be installed and flashed in accordance with the manufacturer's written installation instructions. Window and door openings shall be flashed in accordance with Section R703.8. Written installation instructions shall be provided by the manufacturer for each window.

Committee Reason: This a needed change to clarify that the flashing is required for window and door openings. The modification was made to clarify that the window and door manufacturers are to provide flashing instructions.

Assembly Action: None

RB245-06/07

Committee Action: Disapproved

Committee Reason: The proposal does not properly address the problem. The threshold height in relation to the landing/floor needs to be addressed.

Assembly Action: None

RB246-06/07

Committee Action: Disapproved

Committee Reason: The manufacturer of these products in high wind areas should provide the proper anchorage instructions. This proposal would require calculation in some cases even if the manufacturer has provided anchorage details.

Assembly Action: None

RB247-06/07

Committee Action: Disapproved

Committee Reason: A pointer to Section R703.8 is not needed in this section of the code. Section R703.8 does not address sealants and weatherstripping.

Assembly Action: None

RB248-06/07

Committee Action: Disapproved

Committee Reason: This is not complete and specific and will lead to confusion. This is not ready to be placed in the code. These are two entirely different products and trying to address them together will lead to confusion. Insulation is not a veneer. The term "specified thickness" in Section R703.7.3.1 could cause enforcement problems. The term "restrained differential movement stresses" is not defined.

Section R703.7.3.5 is not written in mandatory language. This change is more design requirement rather than prescriptive.

Assembly Action: None

RB249-06/07

Note: The following analysis was not in the Code Change Proposal book but was published in the "Errata to the 2006/2007 Proposed Changes to the International Codes and Analysis of Proposed Reference Standards" provided at the code development hearings:

Analysis: Review of proposed new standards indicated that, in the opinion of ICC Staff, the standards did comply with ICC standards criteria.

Committee Action: Approved as Submitted

Committee Reason: Based on the proponent's published reason. This change defines cement plaster and adds cement plaster to the code.

Assembly Action: None

RB250-06/07

Committee Action: Disapproved

Committee Reason: This proposal would delete a siding material that has been used successful for many years.

Assembly Action: None

RB251-06/07

Committee Action: Disapproved

Committee Reason: Based on the proponent's request for disapproval. This is a complex and controversial issue and the proponent will rework and bring this back.

Assembly Action: None

RB252-06/07

Note: The following analysis was not in the Code Change Proposal book but was published in the "Errata to the 2006/2007 Proposed Changes to the International Codes and Analysis of Proposed Reference Standards" provided at the code development hearings:

Analysis: Review of proposed new standard indicated that, in the opinion of ICC Staff, the standard did comply with ICC standards criteria.

Committee Action: Disapproved

Committee Reason: The committee prefers the existing code language. The exception in Section R703.8 refers to the wrong code section.

Assembly Action: None

RB253-06/07

Committee Action: Approved as Submitted

Committee Reason: This change will add additional options for other wood structural panel siding products.

Assembly Action: None

RB254-06/07

Committee Action: Approved as Modified

Modify the proposal as follows:

**TABLE R703.4
WEATHER-RESISTANT SIDING ATTACHMENT AND MINIMUM THICKNESS**

Siding Material	Nominal Thickness ^a (inches)	Joint Treatment	Water-Resistive Barrier Required	TYPE OF SUPPORTS FOR THE SIDING MATERIAL AND FASTENERS ^{b,c,d}					
				Wood or wood structural panel sheathing	Fiberboard sheathing into stud	Gypsum sheathing into stud	Foam plastic sheathing into stud	Direct to Studs	Number or spacing of fasteners
Vinyl siding ^m	0.035	Lap	Yes	425 0.120 nail (shank) with a .313 head or 16 gauge staple with 3/8 to 1/2-in. crown ^{aa,bb}	425 0.120 nail (shank) with a .313 head or 16 gauge staple with 3/8 to 1/2-in. crown ^{aa}	425 0.120 nail (shank) with a .313 head or 16 gauge staple with 3/8 to 1/2-in. crown ^{aa}	425 0.120 nail (shank) with a .313 head or 16 gauge staple with 3/8 to 1/2-in. crown ^{aa}	Not Allowed	16 inches on center or as specified by the manufacturer instructions or test report

aa. Minimum fastener length must accommodate sheathing and penetrate framing .75 inches-or in accordance with the manufacturer's installation instructions.

bb. Where approved by the manufacturer's instructions or test report siding shall be permitted to be installed with fasteners penetrating not less than .75 inches through wood or wood structural sheathing with or without penetration into the framing.

(Portions of proposal not shown remain unchanged)

Committee Reason: This change revises an outdated requirement and aligns the code with the current standard for the installation of vinyl siding. The modification corrects the nail shank to the proper size.

Assembly Action: None

Committee Reason: The span of 18 feet 3 inches needs to be increased to 18 feet 6 inches for the rough opening. Also, this should not be limited to garage doors but should be made to apply to any large opening. The proponent should rework this and bring it back.

Assembly Action: None

RB255-06/07

Committee Action: Approved as Submitted

Committee Reason: This change updates the footnote to use the proper code terminology for "water-resistive barrier" and adds clarification concerning the 1 inch air gap.

Assembly Action: None

RB258-06/07

Committee Action: Disapproved

Committee Reason: This is code text that is not needed because Section R703 already adequately addresses weather-resistant exterior wall coverings. There are a number of items listed in the table that are not considered weather coverings. Several of the minimum thickness conflict with the thickness shown in Table R703.4. Some of the listed products contain asbestos.

Assembly Action: None

RB256-06/07

Committee Action: Disapproved

Committee Reason: The committee feels the current code language is adequate. The term "CORROSION-RESISTANT" is not defined.

Assembly Action: None

RB259-06/07

Committee Action: Disapproved

Committee Reason: There was no technical data submitted to support this change. The term "above" is not clear and could cause confusion.

Assembly Action: None

RB257-06/07

Committee Action: Disapproved

RB260-06/07

Committee Action: Disapproved

Committee Reason: This would eliminate an option and would require an underground drainage system and not all jurisdictions would have this type of drainage system.

Assembly Action: None

RB261-06/07

Committee Action: Disapproved

Committee Reason: There are numerous problems with this proposal. The 5000 pound load is not defined as ultimate or service load. This is outside the scope of the building code. This is a proprietary system.

Assembly Action: None

RB262-06/07

Committee Action: Disapproved

Committee Reason: There is no technical justification submitted for this change. The existing code format is adequate as is.

Assembly Action: None

RB263-06/07

Committee Action: Disapproved

Committee Reason: There were issues identified in the Structural Committee, S66-06/07, that will require changes in both RB263-06/07 and RB160-06/07 and the committee urges the proponent to make the necessary changes and bring to the Final Action. The definitions should be in Chapter 2. The committee would like to see information included addressing the differences between flat bottom chords versus slope bottom chord as related to temporary bracing. The language is not stand alone and relies on section heading for completeness. This is not code format.

Assembly Action: None

RB264-06/07

Committee Action: Disapproved

Committee Reason: Based on proponent's request for disapproval. Based on previous actions on RB265-06/07, RB266-06/07 and RB267-06/07.

Assembly Action: None

RB265-06/07

Committee Action: Disapproved

Committee Reason: The proposed text is not written in mandatory language. Section R802.11.1 contains non-mandatory language. The proponent needs to rework and bring it back.

Assembly Action: None

RB266-06/07

Committee Action: Disapproved

Committee Reason: Based on proponent's request for disapproval. Based on previous action on RB265-06/07. This section needs additional work and clarification and the proponent is urged to rework and bring to the Final Action.

Assembly Action: None

RB267-06/07

Committee Action: Disapproved

Committee Reason: Based on proponent's request for disapproval. Based on previous action on RB265-06/07 and RB266-06/07.

Assembly Action: None

RB268-06/07

Committee Action: Disapproved

Committee Reason: There is insufficient technical data to support this. The proponents and the opponents are urged to work together on testing protocol to achieve a consensus on the correct load path.

Assembly Action: None

RB269-06/07

Note: The following analysis was not in the Code Change Proposal book but was published in the "Errata to the 2006/2007 Proposed Changes to the International Codes and Analysis of Proposed Reference Standards" provided at the code development hearings:

Analysis: Review of proposed new standard indicated that, in the opinion of ICC Staff, the standard did comply with ICC standards criteria.

Committee Action: Disapproved

Committee Reason: This change needs additional clarification. The second sentence in Section 4-b should be an exception. The third sentence in Section 4-b is a definition. The last two sentences should be footnotes to Table R806.4 A footnote should be added that indicates that this insulation is part of the Chapter 11 requirements.. The code defines a conditioned space and no technical data has been submitted to justify deleting the term "conditioned". This change may create problems with using in conjunction with Chapter 11.

Assembly Action: Approved as Modified

Modify the proposal as follows:

R806.4 Unvented attic assemblies. Unvented attic assemblies (spaces between the ceiling joists of the top story and the roof rafters) shall be permitted if all the following conditions are met:

1. The thermal envelope insulation is above the attic.
2. No interior ~~class I or II~~ vapor retarders ~~are~~ is installed on the ceiling side (attic floor) of the unvented attic assembly.
3. Where wood shingles or shakes are used, a minimum continuous ¼ inch (6 mm) vented air space separates the shingles/ or shakes ~~and above~~ the roofing underlayment ~~above~~ the ~~placed over~~ structural sheathing.
4. Either "a" or "b" shall be met, depending on the air permeability of the insulation directly under the structural roof sheathing.
 - ~~4-1a.~~ Air-impermeable insulation. Insulation shall be applied in direct contact to the interior surface (underside) of the structural roof sheathing as specified in Table R806.4. In climate zones 5, 6, 7 and 8, the insulation, including any coating or covering applied or installed continuously in direct contact with the interior surface of the insulation, shall be a ~~class I or II~~ vapor retarder.
 - ~~4-2b.~~ Any other insulation. In addition to the ~~nonair-impermeable~~ air-permeable insulation below and in contact with the structural sheathing, rigid board or sheet insulation shall be installed directly above the structural roof sheathing as specified in Table R806.4. Alternately, sufficient insulation shall be installed to maintain the monthly average temperature of the condensing surface above 45°F (7°C). The condensing surface is defined as either the interior surface of the structural roof deck or the interior surface of an air-impermeable insulation For calculation purposes, an interior temperature of 68°F (20°C) is assumed. The exterior temperature is assumed to be the monthly average outside temperature.

**TABLE R806.4
MINIMUM INSULATION FOR CONDENSATION CONTROL**

(Portions of proposal not shown remain unchanged)

RB270-06/07

Committee Action: Disapproved

Committee Reason: Based on proponent request for disapproval. Based on previous action on RB269-06/07.

Assembly Action: None

RB271-06/07

Committee Action: Approved as Submitted

Committee Reason: This change removes an ambiguity in the code. The addition of "approved location" adds flexibility to the code.

Assembly Action: None

RB272-06/07

Committee Action: Approved as Modified

Modify the proposal as follows:

R807.1 Attic access. Buildings with combustible ceiling or roof construction shall have an attic access opening to attic areas that exceed 30 square feet (2.8m²) and have a vertical height of 30 inches (762 mm) or greater. The vertical height shall be measured from the top of the ceiling framing members to the underside of the roof framing members.

The rough-framed opening shall not be less than 22 inches by 30 inches (559 mm by 762 mm) and shall be located in a hallway or other readily accessible location. When located in a wall, the opening shall be a minimum of 22 inches wide by 30 inches high. When located in a ceiling, a 30-inch (762 mm) minimum unobstructed headroom in the attic space shall be provided at some point above the access measured vertically from the bottom of ceiling framing members. See Section M1305.1.3 for access requirements where mechanical equipment is located in attics.

Committee Reason: This change provides a definition and guidance on how the measurements are to be taken. The modification provides the minimum size of the wall opening.

Assembly Action: None

RB273-06/07

Committee Action: Disapproved

Committee Reason: This will add redundant language. The flashing materials are already adequately addressed in the code. The roofing and flashing industry should work together and bring back a proposal that is acceptable.

Assembly Action: None

RB274-06/07

Committee Action: Disapproved

Committee Reason: Flashing is already adequately addressed in the code.

Assembly Action: None

RB275-06/07

Committee Action: Disapproved

Committee Reason: This change does not address townhouses. This would exclude products with gasket joints.

Assembly Action: None

RB276-06/07

Committee Action: Disapproved

Committee Reason: This is a high wind issue and should be addressed in the High Wind Standard not the IRC. There may be an enforcement problem with Section R903.6.4. Flashing cement is undefined.

Assembly Action: None

RB277-06/07

Committee Action: Disapproved

Committee Reason: The safety factor is usually specified in the testing standard. A safety factor of 2 may be too large for some types of material.

Assembly Action: None

RB278-06/07

Note: The following analysis was not in the Code Change Proposal book but was published in the "Errata to the 2006/2007 Proposed Changes to the International Codes and Analysis of Proposed Reference Standards" provided at the code development hearings:

Analysis: Review of proposed new standard indicated that, in the opinion of ICC Staff, the standard did comply with ICC standards criteria.

Committee Action: Disapproved

Committee Reason: This is in the wrong section. It is technically incorrect as it references the wrong standards. This change would conflict with the various roofing material sections and their fastening requirements.

Assembly Action: None

RB279-06/07

Committee Action: Disapproved

Committee Reason: This is a minimum Life Safety Code and architectural appearance is not appropriate. The text contains a non-mandatory term. Requiring signing and sealing may be in violation of state or local law.

Assembly Action: None

RB280-06/07

Note: The following analysis was not in the Code Change Proposal book but was published in the "Errata to the 2006/2007 Proposed Changes to the International Codes and Analysis of Proposed Reference Standards" provided at the code development hearings:

Analysis: Review of proposed new standard indicated that, in the opinion of ICC Staff, the standard did comply with ICC standards criteria.

Committee Action: Disapproved

Committee Reason: Consistent with the committee's previous action on FS191-06/07, Part II. The committee prefers the language of FS191-06/07, Part II.

Assembly Action: None

RB281-06/07

Note: The following analysis was not in the Code Change Proposal book but was published in the "Errata to the 2006/2007 Proposed Changes to the International Codes and Analysis of Proposed Reference Standards" provided at the code development hearings:

Analysis: Review of proposed new standard indicated that, in the opinion of ICC Staff, the standard did comply with ICC standards criteria.

Committee Action: Disapproved

Committee Reason: Consistent with the committee's previous action on FS191-06/07, Part II. The committee prefers the language of FS191-06/07, Part II.

Assembly Action: None

RB282-06/07

Committee Action: Disapproved

Committee Reason: This proposal is not applicable for all regions. The 6 inch lap conflicts with some manufacturer's installation instructions.

Assembly Action: None

RB283-06/07

Committee Action: Disapproved

Committee Reason: This section needs to be retained because there are some areas that require permanent fastening due to ice and snow.

Assembly Action: None

RB284-06/07

Committee Action: Disapproved

Committee Reason: This is only applicable to high wind regions. This is not written in proper code language.

Assembly Action: None

RB285-06/07

Committee Action: Disapproved

Committee Reason: Based on previous action on RB284-06/07.

Assembly Action: None

RB286-06/07

Committee Action: Approved as Submitted

Committee Reason: This change removes a redundant provision.

Assembly Action: None

RB287-06/07

Committee Action: Disapproved

Committee Reason: This is a high wind provision and is outside the scope of the IRC. This belongs in the High Wind Standard.

Assembly Action: None

RB288-06/07

Committee Action: Approved as Submitted

Committee Reason: This adds the installation instructions and addresses the lap issue the committee had on RB282-06/07.

Assembly Action: None

RB289-06/07

Committee Action: Disapproved

Committee Reason: This is too broad as written and could require an upgrade of the roof system. The allowable uplift resistance belongs in the listing for the product not in the installation instructions.

Assembly Action: None

RB290-06/07

Committee Action: Disapproved

Committee Reason: Based on previous action on RB289-06/07.

Assembly Action: None

RB291-06/07

Committee Action: Approved as Submitted

Committee Reason: Consistent with previous action on RB288-06/07.

Assembly Action: None

RB292-06/07

Committee Action: Disapproved

Committee Reason: Based on previous action on RB289-06/07.

Assembly Action: None

RB293-06/07

Committee Action: Disapproved

Committee Reason: This change refers to non-existing Table R903.2.2.

Assembly Action: None

RB294-06/07

Committee Action: Disapproved

Committee Reason: There was no technical data submitted to support the change.

Assembly Action: None

RB295-06/07

Committee Action: Disapproved

Committee Reason: There was no technical data submitted to justify the change. Reference is made to a table that is not in the code.

Assembly Action: None

RB296-06/07

Note: The following analysis was not in the Code Change Proposal book but was published in the "Errata to the 2006/2007 Proposed Changes to the International Codes and Analysis of Proposed Reference Standards" provided at the code development hearings:

Analysis: Review of proposed new standard indicated that, in the opinion of ICC Staff, the standard did comply with ICC standards criteria.

Committee Action: Disapproved

Committee Reason: There was no technical data submitted to justify the change.

Assembly Action: None

RB297-06/07

Committee Action: Disapproved

Committee Reason: This is based on a recommendation and not technical data.

Assembly Action: None

RB298-06/07

Committee Action: Disapproved

Committee Reason: Consistent with previous action on RB294-06/07.

Assembly Action: None

RB299-06/07

Note: The following analysis was not in the Code Change Proposal book but was published in the "Errata to the 2006/2007 Proposed Changes to the International Codes and Analysis of Proposed Reference Standards" provided at the code development hearings:

Analysis: Review of proposed new standard indicated that, in the opinion of ICC Staff, the standard did comply with ICC standards criteria.

Committee Action: Disapproved

Committee Reason: Consistent with previous action on RB296-06/07.

Assembly Action: None

RB300-06/07

Committee Action: Disapproved

Committee Reason: Consistent with previous action on RB295-06/07.

Assembly Action: None

RB301-06/07

Committee Action: Disapproved

Committee Reason: Consistent with previous action on RB289-06/07.

Assembly Action: None

RB302-06/07

Committee Action: Disapproved

Committee Reason: There are modifications made to these standards and the committee needs to hear testimony in order to evaluate. This information was not provided in the published reason.

Assembly Action: None

RB303-06/07

Committee Action: Disapproved

Committee Reason: Consistent with previous action on RB289-06/07.

Assembly Action: None

RB304-06/07

Committee Action: Approved as Submitted

Committee Reason: Consistent with previous action on RB288-06/07 and RB291-06/07.

Assembly Action: None

RB305-06/07

Committee Action: Disapproved

Committee Reason: Consistent with previous action on RB289-06/07.

Assembly Action: None

RB306-06/07

Committee Action: Disapproved

Committee Reason: Consistent with previous action on RB289-06/07.

Assembly Action: None

RB307-06/07

Committee Action: Disapproved

Committee Reason: Consistent with previous action on RB289-06/07.

Assembly Action: None

RB308-06/07

Committee Action: Disapproved

Committee Reason: Consistent with previous action on RB289-06/07.

Assembly Action: None

RB309-06/07

Committee Action: Disapproved

Committee Reason: Consistent with previous action on RB289-06/07.

Assembly Action: None

RB310-06/07

Committee Action: Disapproved

Committee Reason: The proposed change is confusing. It contains numerous undefined terms such as “dry”, “elevated levels” and “uneven areas”. Section R906.3 is unenforceable.

Assembly Action: None

RB311-06/07

Committee Action: Approved as Submitted

Committee Reason: To update the reference standards.

Assembly Action: None

RB312-06/07

Committee Action: Disapproved

Committee Reason: There was not enough data submitted to make an accurate decision. The language can be misinterpreted to mean any floor above the crawl space.

Assembly Action: None

RB313-06/07

Note: The following analysis was not in the Code Change Proposal book but was published in the “Errata to the 2006/2007 Proposed Changes to the International Codes and Analysis of Proposed Reference Standards” provided at the code development hearings:

Analysis: Review of proposed new standard indicated that, in the opinion of ICC Staff, the standard did comply with ICC standards criteria.

Committee Action: Disapproved

Committee Reason: This would be overly restrictive and would regulate the small portable pool that might be purchased by the homeowner.

Assembly Action: None

RB314-06/07

PART I — IRC
Committee Action: Disapproved

Committee Reason: Item 8 would be overly restrictive on an existing building for sliding glass doors or in swinging doors and could require extensive structural modification when an alarm device might suffice.

Assembly Action: None

PART II — IBC
Committee Action: Approved as Submitted

Committee Reason: This proposal was approved based upon the fact that doors instead of or in addition to gates are often used in conjunction with barriers for pools.

Assembly Action: None

RB315-06/07

PART I — IRC
Committee Action: Approved as Modified

Modify the proposal as follows:

9.3. Other means of protection, such as self-closing doors with self-latching devices, which are approved by the governing body, shall be acceptable so long as the degree of protection afforded is not less than the protection afforded by Item 9.1 or 9.2 described above.

(Portions of proposal not shown remain unchanged)

Committee Reason: This change removes the 7 second delay since it is now covered in UL 2017. The modification retains subsection 9.3 in order to allow an alternate and to be consistent with the IBC General action on Part II.

Assembly Action: None

PART II — IBC
Committee Action: Approved as Modified

Modify the proposal as follows:

3. Other means of protection, such as self-closing doors with self-latching devices, which are approved by the administrative authority, shall be accepted so long as the degree of protection afforded is not less than the protection afforded by Section 3109.4.1.8, Item 1 or 2.

(Portions of proposal not shown remain unchanged)

Committee Reason: The committee supported deleting the redundant language within the code which is currently contained in UL 2017. The proposal was modified to retain item 3 as it provides a specific method for compliance instead of relying on Section 104.11 for this allowance.

Assembly Action: None

RB316-06/07

Committee Action: Disapproved

Committee Reason: The committee feels this should remain in the appendix. The appendix is the appropriate place for issues that have not received a consensus. Pool regulation is a local jurisdiction issue and the appendix allows more flexibility.

Assembly Action: None

RB317-06/07

PART I Withdrawn by Proponent

PART II Withdrawn by Proponent

RB318-06/07

Note: The following analysis was not in the Code Change Proposal book but was published in the “Errata to the 2006/2007 Proposed Changes to the International Codes and Analysis of Proposed Reference Standards” provided at the code development hearings:

Analysis: Review of proposed new standard indicated that, in the opinion of ICC Staff, the standard did not comply with ICC standards criteria.

PART I — IRC

Committee Action: **Disapproved**

Committee Reason: This proposal does not address the gravity drain issue. The proponent and opponent need to work together and bring this back when the new Suction Entrapment Avoidance Standard is complete. The proposed referenced standard does not comply with the ICC criteria.

Assembly Action: **None**

PART II — IBC

Committee Action: **Disapproved**

Committee Reason: This proposal was disapproved for several reasons. First the standard discussed during the hearings had not been presented for review or specifically included within the proposal. Second the section as revised would not allow gravity drainage. Finally there was concern that these systems would require an engineering analysis be submitted to the building official which was felt to be onerous.

Assembly Action: **None**

RB319-06/07

Note: The following analysis was not in the Code Change Proposal book but was published in the "Errata to the 2006/2007 Proposed Changes to the International Codes and Analysis of Proposed Reference Standards" provided at the code development hearings:

Analysis: Review of proposed new standard indicated that, in the opinion of ICC Staff, the standard did comply with ICC standards criteria.

Committee Action: **Approved as Submitted**

Committee Reason: This change adds the proper reference standard for sprinkler systems. This eliminates the need to refer to the IBC for the sprinkler requirement.

Assembly Action: **None**

RE1-06/07

Committee Action: **Disapproved**

Committee Reason: This could open the door to allow mixing between codes. This could lead to lesser requirements than this code. The committee liked the concept but this is not the proper language.

Assembly Action: **None**

RE2-06/07

Committee Action: **Disapproved**

Committee Reason: This proposal is in improper code language. The concept is good, but it addresses moisture and this section is about air infiltration. Incidental moisture is undefined and would be unenforceable.

Assembly Action: **None**

RE3-06/07

Committee Action: **Disapproved**

Committee Reason: Based on previous action on EC58-06/07, Part II. This change would place into the code the artificial restraints without energy savings the committee's previous action removed.

Assembly Action: **None**
