

**INTERNATIONAL CODE COUNCIL
2013 CODE DEVELOPMENT CYCLE**

**2013 REPORT OF THE COMMITTEE ACTION
ON THE 2012 EDITIONS OF THE**

ADMINISTRATIVE PROVISIONS

ICC PERFORMANCE CODE®

INTERNATIONAL CODE COUNCIL PERFORMANCE CODE®

INTERNATIONAL ENERGY CONSERVATION CODE®

- *Commercial*
- *Residential*

INTERNATIONAL EXISTING BUILDING CODE®

INTERNATIONAL FIRE CODE®

INTERNATIONAL PROPERTY MAINTENANCE CODE®

INTERNATIONAL RESIDENTIAL CODE®

- *Building*
- *Mechanical*
- *Plumbing*

INTERNATIONAL SWIMMING POOL AND SPA CODE®

INTERNATIONAL WILDLAND-URBAN INTERFACE CODE®

**HELD IN DALLAS, TEXAS
APRIL 21ST – APRIL 30TH, 2013**

**PUBLIC COMMENT DEADLINES:
JULY 15TH, 2013**



First Printing

Publication Date: May 2013

Copyright © 2013

By

International Code Council, Inc.

ALL RIGHTS RESERVED. This 2012-2014 Code Development Cycle Report of the Public Hearing on the 2012 Editions of the *International Codes* is a copyrighted work owned by the International Code Council, Inc. Without advanced written permission from the copyright owner, no part of this book may be reproduced, distributed, or transmitted in any form or by any means, including, without limitations, electronic, optical or mechanical means (by way of example and not limitation, photocopying, or recording by or in an information storage retrieval system). For information on permission to copy material exceeding fair use, please contact: Publications, 4051 West Flossmoor Road, Country Club Hills, IL 60478 (Phone 1-888-422-7233).

Trademarks: "International Code Council," the "International Code Council" logo are trademarks of the International Code Council, Inc.

PRINTED IN THE U.S.A.

TABLE OF CONTENTS

	Page
Introduction	i
Public Comment Office Location	i
ICC Website	ii
Modifications by Public Comment	ii
Public Comment Hearing Consideration	ii
Call for Adoption Information.....	ii
cdpACCESS Updates	ii
2012-2014 ICC Code Development Schedule	iv
ICC Code Development Procedures (Council Policy CP #28).....	vi
Report of Public Hearing Table of Contents	xix

INTRODUCTION

This publication contains the 2013 Report of the Committee Action Hearing (Group B) on the proposed revisions to the *International Existing Building Code*, *International Energy Conservation Code*, *International Fire Code*, *International Property Maintenance Code*, *International Residential Code*, *International Swimming Pool and Spa Code*, *International Wildland-Urban Interface Code*, *I-Code Administrative Provisions*, and portions of *International Building Code*, *International Mechanical Code*, *International Plumbing Code*, *International Private Sewage Disposal Code* assigned to Group B committee responsibility. The hearing was held in Dallas, Texas, April 21st – April 30th, 2013.

This report includes the recommendation of the code development committee and the committee's reason on each proposed item. It also includes actions taken by the assembly in accordance with Section 5.7 of the *ICC Council Policy CP#28-05 Code Development* (CP #28). Where the committee or assembly action was "Approved as Modified", the proposed change, or a portion thereof, is included herein with the modification indicated in strikeout/underline format. Where this report indicates "Withdrawn by Proponent" the proposed change was withdrawn by the proponent and is not subject to any further consideration.

The text of the original code change proposals is published in the monograph titled 2012-2014 Code Development Cycle Proposed Changes to the 2012 Editions of the *Administrative Provisions Code*, *International Energy Conservation Code*, *International Existing Building Code*, *International Fire Code*, *ICC Performance Code*, *International Property Maintenance Code*, *International Residential Code*, *International Swimming Pool and Spa Code*, *International Wildland-Urban*.

Proposals on which there was a successful assembly action will be automatically included on the applicable report of the committee action hearing agenda for individual consideration and voting by eligible voting members in accordance with Section 6.1.2 of CP #28.

Persons who wish to recommend an action other than that taken at the public hearing may submit a public comment in accordance with Section 6.0 of the *ICC CP #28*. **The deadline for receipt of public comments is July 15, 2013.** Proposals which receive a public comment will be included on the public comment hearing agenda for individual consideration and voting by eligible voting members in accordance with Section 6.1.1 of CP #28. Proposals which do not receive a public comment will be included in the consent agenda.

SEND PUBLIC COMMENTS TO THE FOLLOWING OFFICE VIA REGULAR MAIL OR EMAIL:

Send to:

Chicago District Office
4051 West Flossmoor Road
Country Club Hills, IL 60478-5795
Fax: 708/799-0320
publiccomments@iccsafe.org

Acronym	ICC Code Name (Code change number prefix)
IADMIN	I-Code Administrative Provisions (ADM)
IBC	International Building Code (G)
ICCPC	International Code Council Performance Code (PC)
IEBC	International Existing Building Code (EB)
IECC – Commercial	International Energy Conservation Code – Commercial (CE)
IECC – Residential	International Energy Conservation Code – Residential (RE)
IFC	International Fire Code
IFGC	International Fuel Gas Code (FG)
IMC	International Mechanical Code (M)
IPC	International Plumbing Code (P)
IPMC	International Property Maintenance Code
IRC – Building	International Residential Code – Building (RB)
IRC – Mechanical	International Residential Code – Mechanical (RM)
IRC – Plumbing	International Residential Code – Plumbing (RP)
ISPC	International Swimming Pool and Spa Code (SP)
IWUIC	International Wildland-Urban Interface Code (WUIC)

ICC WEBSITE - WWW.ICCSAFE.ORG

While great care has been exercised in the publication of this document, errata may occur. Errata will be posted on the ICC website at www.iccsafe.org. Users are encouraged to review the ICC Website for errata to the 2012-2014 Code Development Cycle Proposed Changes (Group B) and the 2013 Report of the Committee Action Hearing.

COMMITTEE ACTION ON CODE CHANGE PROPOSALS RELATIVE TO IBC CHAPTER 34 AND IEBC

Code change proposals which address the scope and application of the International Building Code, Chapter 34, and the International Existing Building Code were considered by the IBC-General Committee during these hearings. (See Code Change Proposals numbered G-201-12, G-202-12, and G-205-12). The action taken by the IBC-General Committee coupled with the final action taken at the 2012 Public Comment Hearings will be limited to an advisory recommendation to the ICC Board of Directors who will determine the final disposition on these proposed changes.

MODIFICATIONS BY PUBLIC COMMENT

Section 6.4.3 of CP #28 allows modifications to be proposed by a public comment to code change proposals for consideration at the Public Comment Hearing. For the modification to be considered at the Public Comment Hearing, the public comment must request Approval as Modified with the specific modification included in the public comment. The modification must be within the scope of the original proposed code change and relevant to the specific issue in the original code change.

PUBLIC COMMENT HEARING CONSIDERATION

In summary, the items that will be on the agenda for individual consideration and action are:

1. Proposed changes that received a successful Assembly Action (Section 5.7); and
2. Proposed changes that received a public comment (Section 6.0).

CALL FOR ADOPTION INFORMATION

Please take a minute to visit the ICC Code Adoption Maps at www.iccsafe.org/gr/Pages/adoptions.aspx; scroll to the bottom of the page and click on one of the jurisdiction maps and review the information as it relates to your jurisdiction. To see state/jurisdiction in chart form (PDF), go to Related Links (right side of screen) and choose the related file. If your jurisdiction is not listed, or is listed with incorrect information, click on the Code Adoption Resources (left side of screen), and click on Submit Adoption Info and provide correct information.

ICC BOARD APPROVES GROUP C CODE DEVELOPMENT IN 2014

At the April 28th, 2012 Board meeting, the Board approved the creation of a Group C Cycle of Code Development in 2014. The code development process for the 2012 IgCC will be relocated from its current Group B position in 2013 to a newly created Group C in 2014. The Board determined this to be necessary due primarily to two factors, namely: the anticipated increase in Group B code change volume as evidenced by the Group A codes which saw an increase in volume of almost 25%; and a current Group B code grouping which, due to the addition of the IgCC, results in a code change volume which was not anticipated when the Board revised the process in 2009, prior to the development of the IgCC. See p. iii for an updated schedule reflecting the change. As noted on the schedule, the code change deadline for the IgCC will be January 6, 2014 with the remaining dates to be determined once the dates and locations of the 2014 Code Development Hearing and Annual Conference/Final Action Hearing are determined.

cdpACCESS UPDATES

Many of you who attended the 2013 Group B Committee Action Hearings visited the cdpACCESS booth outside the hearing room in order to discuss cdpACCESS with members of the project team and to offer input. This is just one of the many steps that ICC is taking to make the project a success.

At this time the project team is busy working on the design and development of the cdpACCESS system. This summer, the online submittal and collaboration features will be tested. At the 2013 Annual Conference and Public

Comment Hearings we anticipate presenting new information about cdpACCESS and testing the online voting system on a handful of code changes. The cdpACCESS rollout is planned for November 15th in support of the Group C cycle and the use of the cdpACCESS system for processing code changes to the IgCC. Users of the system will be encouraged to log on to the system early on in order to familiarize themselves with the many features associated with collaboration and the online submittal process.

Be sure to visit the cdpACCESS website at <http://cdpaccess.iccsafe.org> in order to stay up-to-date on the progress of this exciting new project.

2012 - 2014 ICC CODE DEVELOPMENT SCHEDULE

(Updated December 12, 2012)

STEP IN CODE DEVELOPMENT CYCLE	DATE		
	2012 – Group A Codes IBC, IFGC, IMC, IPC, IPSDC	2013 – Group B Codes Admin, ICCPC, IEBC, IECC, IFC, IPMC, IRC, ISPSC, IWUIC, IZC	2014 – Group C Code IgCC
2012 EDITION OF I-CODES PUBLISHED	April 30, 2011		March 31, 2012
DEADLINE FOR RECEIPT OF APPLICATIONS FOR ALL CODE COMMITTEES	June 1, 2011 for the 2012/2013/2014 Cycle (updated to July 1 for IECC and IRC – Energy; August 1 for IgCC and ISPSC) June 2, 2014 for the 2015/2016/2017 Cycle. Call for committee to be posted in January/2014.		
DEADLINE FOR RECEIPT OF CODE CHANGE PROPOSALS	January 3, 2012	January 3, 2013	January 6, 2014
WEB POSTING OF “PROPOSED CHANGES TO THE I-CODES”	March 12, 2012	March 11, 2013	March 10, 2014
DISTRIBUTION DATE OF “PROPOSED CHANGES TO THE I-CODES” (CD only)	April 2, 2012	April 1, 2013	April 1, 2014
COMMITTEE ACTION HEARING (CAH)	April 29 – May 6, 2012 Sheraton Dallas Hotel Dallas, TX	April 21 – 30, 2013 Sheraton Dallas Hotel Dallas, TX	April 27 – May 4, 2014 Memphis Cook Convention Center Memphis, TN
WEB POSTING OF “REPORT OF THE COMMITTEE ACTION HEARING”	June 8, 2012	May 31, 2013	June 6, 2014
DISTRIBUTION DATE OF “REPORT OF THE COMMITTEE ACTION HEARING” (CD only)	June 29, 2012	June 21, 2013	June 27, 2014
DEADLINE FOR RECEIPT OF PUBLIC COMMENTS	August 1, 2012	July 15, 2013	July 16, 2014
WEB POSTING OF PUBLIC COMMENTS “PUBLIC COMMENT AGENDA”	September 10, 2012	August 28, 2013	August 27, 2014
DISTRIBUTION DATE OF “PUBLIC COMMENT AGENDA” (CD only)	October 1, 2012	September 16, 2013	September 17, 2014
PUBLIC COMMENT HEARING (PCH) ANNUAL CONFERENCE DATES NOTED BY AC	October 24 – 28, 2012 Oregon Convention Center Portland, OR AC: October 21 - 24	October 2 – 10, 2013 Atlantic City Convention Center Atlantic City, NJ AC: September 29 – October 2	October 1 – 7, 2014 Greater Fort Lauderdale Broward County Convention Center For Lauderdale, FL AC: September 28 – October 1

Notes:

- Be sure to review the document entitled “Group A, Group B and Group C Code Development Committee Responsibilities” posted at www.iccsafe.org/responsibilities which identifies committee responsibilities which are different than Group A, B and C codes which may impact the applicable code change cycle and resulting code change deadline. This document is also linked from the Public Code Change Proposal Form. As an example, throughout Chapter 9 of the IBC (a Group A code), there are numerous sections which include an “[F]” which indicates that the provisions of the section are maintained by the Fire Code Development Committee (a Group B code).
- The International Green Construction Code (IgCC) and International Swimming Pool and Spa Code (ISPSC) were subjected to a full cycle of code development in 2011 resulting in 2012 editions published in March/2012.
- Group B “Admin” includes code change proposals submitted to Chapter 1 of all the I-Codes except the IECC, IgCC, IRC, ISPSC, and the ICCPC and the administrative update of referenced standards in all the 2012 I-Codes. Proposed changes to Chapter 1 of the IECC, IgCC, IRC, ISPSC and ICCPC will be considered by the applicable Code Development Committee.
- Final Action Hearing note: The dates indicated for the Final Action Hearings are based on an assumed start of the hearings on the Wednesday of the respective Annual Conference. Public comment volume may dictate that the Final Action Hearing on one or more of the codes be held on Monday afternoon (with the code completed in the Monday session) in order for the Final Action Agenda for all the codes to be completed in the time allotted. Be sure to consult the posted Final Action Hearing Schedule.
- A comprehensive review of the 2012 – 2014 code groupings will be performed no later than upon receipt of IgCC code change proposals in January/2014 with the potential for 2015 – 2017 code groupings to change. Any changes will be posted at that time. The 2015 – 2017 Cycle will begin with Group A code change proposals due January 5, 2015.
- This updated schedule utilizes the revised hearing terms noted in the cdp ACCESS report, as follows:

Old term

Code Development Hearing
Report of the Public Hearing
Final Action Agenda
Final Action Hearing

Revised term

Committee Action Hearing
Report of the Committee Action Hearing
Public Comment Agenda
Public Comment Hearing



CP# 28-05 CODE DEVELOPMENT

Approved: 9/24/05

Revised: 12/6/12

CP # 28-05 is an update to *ICC's Code Development Process for the International Codes* dated May 15, 2004.

1.0 Introduction

- 1.1 Purpose:** The purpose of this Council Policy is to prescribe the Rules of Procedure utilized in the continued development and maintenance of the International Codes (Codes).
- 1.2 Objectives:** The ICC Code Development Process has the following objectives:
- 1.2.1** The timely evaluation and recognition of technological developments pertaining to construction regulations.
 - 1.2.2** The open discussion of proposals by all parties desiring to participate.
 - 1.2.3** The final determination of Code text by public officials actively engaged in the administration, formulation or enforcement of laws, ordinances, rules or regulations relating to the public health, safety and welfare and by honorary members.
- 1.3 Code Publication:** The ICC Board of Directors (ICC Board) shall determine the title and the general purpose and scope of each Code published by the ICC.
- 1.3.1 Code Correlation:** The provisions of all Codes shall be consistent with one another so that conflicts between the Codes do not occur. Where a given subject matter or code text could appear in more than one Code, the ICC Board shall determine which Code shall be the primary document, and therefore which code development committee shall be responsible for review and maintenance of the code text. Duplication of content or text between Codes shall be limited to the minimum extent necessary for practical usability of the Codes, as determined in accordance with Section 4.4.
- 1.4 Process Maintenance:** The review and maintenance of the Code Development Process and these Rules of Procedure shall be by the ICC Board. The manner in which ICC codes are developed embodies core principles of the organization. One of those principles is that the final content of ICC codes is determined by a majority vote of the governmental and honorary members. It is the policy of the Board that there shall be no change to this principle without the affirmation of two-thirds of the governmental and honorary members responding.
- 1.5 Secretariat:** The Chief Executive Officer shall assign a Secretariat for each of the Codes. All correspondence relating to code change proposals and public comments shall be addressed to the Secretariat.
- 1.6 Recording:** Individuals requesting permission to record any meeting or hearing, or portion thereof, shall be required to provide the ICC with a release of responsibility disclaimer and shall acknowledge that ICC shall retain sole ownership of the recording, and that they have insurance coverage for liability and misuse of recording materials. Equipment and the process used to record shall, in the judgment of the ICC Secretariat, be conducted in a manner that is not disruptive to the meeting. The ICC shall not be responsible for equipment, personnel or any other provision necessary to accomplish the videotaping. An unedited copy of the recording shall be forwarded to ICC within 30 days of the meeting. Recordings shall not otherwise be copied,

reproduced or distributed in any manner. Recordings shall be returned to ICC or destroyed upon the request of ICC.

2.0 Code Development Cycle

2.1 Intent: The code development cycle shall consist of the complete consideration of code change proposals in accordance with the procedures herein specified, commencing with the deadline for submission of code change proposals (see Section 3.5) and ending with publication of final action on the code change proposals (see Section 7.6).

2.2 New Editions: The ICC Board shall determine the schedule for publishing new editions of the Codes. Each new edition shall incorporate the results of the code development activity since the last edition.

2.3 Supplements: The results of code development activity between editions may be published.

2.4 Emergency Action Procedures:

2.4.1 Scope: Emergency actions are limited to those issues representing an immediate threat to health and safety that warrant a more timely response than allowed by the Code Development Process schedule.

2.4.2 Initial Request: A request for an emergency action shall be based upon perceived threats to health and safety and shall be reviewed by the ICC Codes and Standards Council for referral to the Board of Directors for action with their analysis and recommendation.

2.4.3 Board and Member Action: In the event that the ICC Board determines that an emergency amendment to any Code or supplement thereto is warranted, the same may be adopted by the ICC Board. Such action shall require an affirmative vote of at least two-thirds of the ICC Board.

The ICC membership shall be notified within ten days after the ICC Boards' official action of any emergency amendment. At the next Annual Business Meeting, any emergency amendment shall be presented to the members for ratification by a majority of the ICC Governmental Member Representatives and Honorary Members present and voting.

All code revisions pursuant to these emergency procedures and the reasons for such corrective action shall be published as soon as practicable after ICC Board action. Such revisions shall be identified as an emergency amendment.

Emergency amendments to any Code shall not be considered as a retro-active requirement to the Code. Incorporation of the emergency amendment into the adopted Code shall be subjected to the process established by the adopting authority.

3.0 Submittal of Code Change Proposals

3.1 Intent: Any interested person, persons or group may submit a code change proposal which will be duly considered when in conformance to these Rules of Procedure.

3.2 Withdrawal of Proposal: A code change proposal may be withdrawn by the proponent (WP) at any time prior to Final Action Consideration of that proposal. A withdrawn code change proposal shall not be subject to a public hearing, motions, or Final Action Consideration.

3.3 Form and Content of Code Change Submittals: Each code change proposal shall be submitted separately and shall be complete in itself. Each submittal shall contain the following information:

3.3.1 Proponent: Each code change proposal shall include the name, title, mailing address, telephone number, and email address of the proponent. Email addresses shall be published with the code change proposals unless the proponent otherwise requests on the submittal form.

- 3.3.1.1 If a group, organization or committee submits a code change proposal, an individual with prime responsibility shall be indicated.
 - 3.3.1.2 If a proponent submits a code change on behalf of a client, group, organization or committee, the name and mailing address of the client, group, organization or committee shall be indicated.
- 3.3.2 **Code Reference:** Each code change proposal shall relate to the applicable code sections(s) in the latest edition of the Code.
- 3.3.2.1 If more than one section in the Code is affected by a code change proposal, appropriate proposals shall be included for all such affected sections.
 - 3.3.2.2 If more than one Code is affected by a code change proposal, appropriate proposals shall be included for all such affected Codes and appropriate cross referencing shall be included in the supporting information.
- 3.3.3 **Multiple code change proposals to a code section.** A proponent shall not submit multiple code change proposals to the same code section. When a proponent submits multiple code change proposals to the same section, the proposals shall be considered as incomplete proposals and processed in accordance with Section 4.3. This restriction shall not apply to code change proposals that attempt to address differing subject matter within a code section.
- 3.3.4 **Text Presentation:** The text proposal shall be presented in the specific wording desired with deletions shown struck out with a single line and additions shown underlined with a single line.
- 3.3.4.1 A charging statement shall indicate the referenced code section(s) and whether the proposal is intended to be an addition, a deletion or a revision to existing Code text.
 - 3.3.4.2 Whenever practical, the existing wording of the text shall be preserved with only such deletions and additions as necessary to accomplish the desired change.
 - 3.3.4.3 Each proposal shall be in proper code format and terminology.
 - 3.3.4.4 Each proposal shall be complete and specific in the text to eliminate unnecessary confusion or misinterpretation.
 - 3.3.4.5 The proposed text shall be in mandatory terms.
- 3.3.5 **Supporting Information:** Each code change proposal shall include sufficient supporting information to indicate how the proposal is intended to affect the intent and application of the Code.
- 3.3.5.1 **Purpose:** The proponent shall clearly state the purpose of the proposed code change (e.g. clarify the Code; revise outdated material; substitute new or revised material for current provisions of the Code; add new requirements to the Code; delete current requirements, etc.)
 - 3.3.5.2 **Reasons:** The proponent shall justify changing the current Code provisions, stating why the proposal is superior to the current provisions of the Code. Proposals which add or delete requirements shall be supported by a logical explanation which clearly shows why the current Code provisions are inadequate or overly restrictive, specifies the shortcomings of the current Code provisions and explains how such proposals will improve the Code.
 - 3.3.5.3 **Substantiation:** The proponent shall substantiate the proposed code change based on technical information and substantiation. Substantiation provided which is reviewed in accordance with Section 4.2 and determined as not germane to the technical issues addressed in the proposed code change may be identified as such. The proponent shall be notified that the proposal is considered an incomplete proposal in accordance with Section 4.3 and the proposal shall be held until the deficiencies are corrected. The proponent shall have the right to appeal this action in accordance with the policy of the ICC Board. The burden of providing substantiating material lies with the proponent of the code change proposal. All substantiating material published

by ICC is material that has been provided by the proponent and in so publishing ICC makes no representations or warranties about its quality or accuracy.

3.3.5.4 Bibliography: The proponent shall submit a bibliography of any substantiating material submitted with the code change proposal. The bibliography shall be published with the code change and the proponent shall make the substantiating materials available for review at the appropriate ICC office and during the public hearing.

3.3.5.5 Copyright Release: The proponent of code change proposals, floor modifications and public comments shall sign a copyright release reading: "I hereby grant and assign to ICC all rights in copyright I may have in any authorship contributions I make to ICC in connection with any proposal and public comment, in its original form submitted or revised form, including written and verbal modifications submitted in accordance Section 5.5.2. I understand that I will have no rights in any ICC publications that use such contributions in the form submitted by me or another similar form and certify that such contributions are not protected by the copyright of any other person or entity."

3.3.5.6 Cost Impact: The proponent shall indicate one of the following regarding the cost impact of the code change proposal: 1) the code change proposal will increase the cost of construction; or 2) the code change proposal will not increase the cost of construction. The proponent should submit information to support either assertion. Any such information will be considered by the code development committee. This information will be included in the bibliography of the published code change proposal.

3.4 Number: One copy of each code change proposal, two copies of each proposed new referenced standard and one copy of all substantiating information shall be submitted. Additional copies may be requested when determined necessary by the Secretariat to allow such information to be distributed to the code development committee. Where such additional copies are requested, it shall be the responsibility of the proponent to send such copies to the respective code development committee. A copy of the code change proposal in electronic form is preferred.

3.5 Submittal Deadline: Each code change proposal shall be received at the office of the Secretariat by the posted deadline. Such posting shall occur no later than 120 days prior to the code change deadline. The submitter of a proposed code change is responsible for the proper and timely receipt of all pertinent materials by the Secretariat.

3.6 Referenced Standards: In order for a standard to be considered for reference or to continue to be referenced by the Codes, a standard shall meet the following criteria:

3.6.1 Code References:

3.6.1.1 The standard, including title and date, and the manner in which it is to be utilized shall be specifically referenced in the Code text.

3.6.1.2 The need for the standard to be referenced shall be established.

3.6.2 Standard Content:

3.6.2.1 A standard or portions of a standard intended to be enforced shall be written in mandatory language.

3.6.2.2 The standard shall be appropriate for the subject covered.

3.6.2.3 All terms shall be defined when they deviate from an ordinarily accepted meaning or a dictionary definition.

3.6.2.4 The scope or application of a standard shall be clearly described.

3.6.2.5 The standard shall not have the effect of requiring proprietary materials.

3.6.2.6 The standard shall not prescribe a proprietary agency for quality control or testing.

3.6.2.7 The test standard shall describe, in detail, preparation of the test sample, sample selection or both.

- 3.6.2.8 The test standard shall prescribe the reporting format for the test results. The format shall identify the key performance criteria for the element(s) tested.
- 3.6.2.9 The measure of performance for which the test is conducted shall be clearly defined in either the test standard or in Code text.
- 3.6.2.10 The standard shall not state that its provisions shall govern whenever the referenced standard is in conflict with the requirements of the referencing Code.
- 3.6.2.11 The preface to the standard shall announce that the standard is promulgated according to a consensus procedure.

3.6.3 Standard Promulgation:

- 3.6.3.1 Code change proposals with corresponding changes to the code text which include a reference to a proposed new standard or a proposed update of an existing referenced shall comply with this section. The standard shall be completed and readily available prior to Final Action Consideration based on the cycle of code development which includes the proposed code change proposal. In order for a new standard to be considered for reference by the Code, such standard shall be submitted in at least a consensus draft form in accordance with Section 3.4. If a new standard is not submitted in at least draft form, the code change shall be considered incomplete and shall not be processed. Updating of standards without corresponding code text changes shall be accomplished administratively in accordance with Section 4.5.
- 3.6.3.2 The standard shall be developed and maintained through a consensus process such as ASTM or ANSI.

4.0 Processing of Proposals

- 4.1 **Intent:** The processing of code change proposals is intended to ensure that each proposal complies with these Rules of Procedure and that the resulting published proposal accurately reflects that proponent's intent.
- 4.2 **Review:** Upon receipt in the Secretariat's office, the code change proposals will be checked for compliance with these Rules of Procedure as to division, separation, number of copies, form, language, terminology, supporting statements and substantiating data. Where a code change proposal consists of multiple parts which fall under the maintenance responsibilities of different code committees, the Secretariat shall determine the code committee responsible for determining the committee action in accordance with Section 5.6.
- 4.3 **Incomplete Proposals:** When a code change proposal is submitted with incorrect format, without the required information or judged as not in compliance with these Rules of Procedure, the Secretariat shall notify the proponent of the specific deficiencies and the proposal shall be held until the deficiencies are corrected, with a final date set for receipt of a corrected submittal. If the Secretariat receives the corrected proposal after the final date, the proposal shall be held over until the next code development cycle. Where there are otherwise no deficiencies addressed by this section, a proposal that incorporates a new referenced standard shall be processed with an analysis of referenced standard's compliance with the criteria set forth in Section 3.6.
- 4.4 **Editorial:** The Chief Executive Officer shall have the authority at all times to make editorial and format changes to the Code text, or any approved changes, consistent with the intent, provisions and style of the Code. An editorial or format change is a text change that does not affect the scope or application of the code requirements.
- 4.5 **Updating Standards:**
 - 4.5.1 **Standards referenced in the I-Codes:** The updating of standards referenced by the Codes shall be accomplished administratively by the Administrative code development committee in accordance with these full procedures except that the deadline for availability of the updated standard and receipt by the Secretariat shall be December 1 of the third year of each code cycle. The published version of the new edition of the Code which references the standard will refer to the updated edition of the standard. If the

standard is not available by the deadline, the edition of the standard as referenced by the newly published Code shall revert back to the reference contained in the previous edition and an errata to the Code issued Multiple standards to be updated may be included in a single proposal.

- 4.6 **Preparation:** All code change proposals in compliance with these procedures shall be prepared in a standard manner by the Secretariat and be assigned separate, distinct and consecutive numbers. The Secretariat shall coordinate related proposals submitted in accordance with Section 3.3.2 to facilitate the hearing process.
- 4.7 **Publication:** All code change proposals shall be posted on the ICC website at least 30 days prior to the public hearing on those proposals and shall constitute the agenda for the public hearing. Code change proposals which have not been published shall not be considered.

5.0 Public Hearing

- 5.1 **Intent:** The intent of the public hearing is to permit interested parties to present their views including the cost and benefits on the code change proposals on the published agenda. The code development committee will consider such comments as may be presented in the development of their action on the disposition of such proposals. At the conclusion of the code development committee deliberations, the committee action on each code change proposal shall be placed before the hearing assembly for consideration in accordance with Section 5.7.
- 5.2 **Committee:** The Code Development Committees shall be appointed by the Board of Directors.
 - 5.2.1 **Chairman/Moderator:** The Chairman and Vice-Chairman shall be appointed by the Steering Committee on Councils from the appointed members of the committee. The ICC President shall appoint one or more Moderators who shall act as presiding officer for the public hearing.
 - 5.2.2 **Conflict of Interest:** A committee member shall withdraw from and take no part in those matters with which the committee member has an undisclosed financial, business or property interest. The committee member shall not participate in any committee discussion or any committee vote on the matter in which they have an undisclosed interest. A committee member who is a proponent of a proposal shall not participate in any committee discussion on the matter or any committee vote. Such committee member shall be permitted to participate in the floor discussion in accordance with Section 5.5 by stepping down from the dais.
 - 5.2.3 **Representation of Interest:** Committee members shall not represent themselves as official or unofficial representatives of the ICC except at regularly convened meetings of the committee.
 - 5.2.4 **Committee Composition:** The committee may consist of representation from multiple interests. A minimum of thirty-three and one-third percent (33.3%) of the committee members shall be regulators.
- 5.3 **Date and Location:** The date and location of each public hearing shall be announced not less than 60 days prior to the date of the public hearing.
- 5.4 **General Procedures:** *The Robert's Rules of Order* shall be the formal procedure for the conduct of the public hearing except as a specific provision of these Rules of Procedure may otherwise dictate. A quorum shall consist of a majority of the voting members of the committee.
 - 5.4.1 **Chair Voting:** The Chairman of the committee shall vote only when the vote cast will break a tie vote of the committee.
 - 5.4.2 **Open Meetings:** Public hearings of the Code Development Committees are open meetings. Any interested person may attend and participate in the Floor Discussion and Assembly Consideration portions of the hearing. Only eligible voters (see Section 5.7.4) are permitted to vote on Assembly Considerations. Only Code Development Committee members may participate in the Committee Action portion of the hearings

(see Section 5.6). Participants shall not advocate a position on specific code changes with Committee Members other than through the methods provided in this policy.

5.4.3 Presentation of Material at the Public Hearing: Information to be provided at the hearing shall be limited to verbal presentations and modifications submitted in accordance with Section 5.5.2. Each individual presenting information at the hearing shall state their name and affiliation, and shall identify any entities or individuals they are representing in connection with their testimony. Audio-visual presentations are not permitted. Substantiating material submitted in accordance with Section 3.3.4.4 and other material submitted in response to a code change proposal shall be located in a designated area in the hearing room and shall not be distributed to the code development committee at the public hearing.

5.4.4 Agenda Order: The Secretariat shall publish an agenda for each public hearing, placing individual code change proposals in a logical order to facilitate the hearing. Any public hearing attendee may move to revise the agenda order as the first order of business at the public hearing, or at any time during the hearing except while another proposal is being discussed. Preference shall be given to grouping like subjects together, and for moving items back to a later position on the agenda as opposed to moving items forward to an earlier position. A motion to revise the agenda order is subject to a 2/3 vote of those present and voting.

5.4.5 Reconsideration: There shall be no reconsideration of a proposed code change after it has been voted on by the committee in accordance with Section 5.6; or, in the case of assembly consideration, there shall be no reconsideration of a proposed code change after it has been voted on by the assembly in accordance with Section 5.7.

5.4.6 Time Limits: Time limits shall be established as part of the agenda for testimony on all proposed changes at the beginning of each hearing session. Each person requesting to testify on a change shall be given equal time. In the interest of time and fairness to all hearing participants, the Moderator shall have limited authority to modify time limitations on debate. The Moderator shall have the authority to adjust time limits as necessary in order to complete the hearing agenda.

5.4.6.1 Time Keeping: Keeping of time for testimony by an individual shall be by an automatic timing device. Remaining time shall be evident to the person testifying. Interruptions during testimony shall not be tolerated. The Moderator shall maintain appropriate decorum during all testimony.

5.4.6.2 Proponent Testimony: The Proponent is permitted to waive an initial statement. The Proponent shall be permitted to have the amount of time that would have been allocated during the initial testimony period plus the amount of time that would be allocated for rebuttal. Where the code change proposal is submitted by multiple proponents, this provision shall permit only one proponent of the joint submittal to be allotted additional time for rebuttal.

5.4.7 Points of Order: Any person participating in the public hearing may challenge a procedural ruling of the Moderator or the Chairman. A majority vote of the eligible voters as determined in Section 5.7.4 shall determine the decision.

5.5 Floor Discussion: The Moderator shall place each code change proposal before the hearing for discussion by identifying the proposal and by regulating discussion as follows:

5.5.1 Discussion Order:

1. *Proponents.* The Moderator shall begin by asking the proponent and then others in support of the proposal for their comments.
2. *Opponents.* After discussion by those in support of a proposal, those opposed hereto, if any, shall have the opportunity to present their views.
3. *Rebuttal in support.* Proponents shall then have the opportunity to rebut points raised by the opponents.

4. *Rerebuttal in opposition.* Opponents shall then have the opportunity to respond to the proponent's rebuttal.

5.5.2 Modifications: Modifications to proposals may be suggested from the floor by any person participating in the public hearing. The person proposing the modification is deemed to be the proponent of the modification.

5.5.2.1 Submission and Written Copies. All modifications must be written, unless determined by the Chairman to be either editorial or minor in nature. The modification proponent shall provide 20 copies to the Secretariat for distribution to the committee.

5.5.2.2 Criteria. The Chairman shall rule proposed modifications in or out of order before they are discussed on the floor. A proposed modification shall be ruled out of order if it:

1. is not legible, unless not required to be written in accordance with Section 5.5.2.1; or
2. changes the scope of the original proposal; or
3. is not readily understood to allow a proper assessment of its impact on the original proposal or the code.

The ruling of the Chairman on whether or not the modification is in or out of order shall be final and is not subject to a point of order in accordance with Section 5.4.7.

5.5.2.3 Testimony. When a modification is offered from the floor and ruled in order by the Chairman, a specific floor discussion on that modification is to commence in accordance with the procedures listed in Section 5.5.1.

5.6 Committee Action: Following the floor discussion of each code change proposal, one of the following motions shall be made and seconded by members of the committee.

1. Approve the code change proposal as submitted (AS) or
2. Approve the code change proposal as modified with specific modifications (AM), or
3. Disapprove the code change proposal (D)

Discussion on this motion shall be limited to Code Development Committee members. If a committee member proposes a modification which had not been proposed during floor discussion, the Chairman shall rule on the modification in accordance with Section 5.5.2.2. If a committee member raises a matter of issue, including a proposed modification, which has not been proposed or discussed during the floor discussion, the Moderator shall suspend the committee discussion and shall reopen the floor discussion for comments on the specific matter or issue. Upon receipt of all comments from the floor, the Moderator shall resume committee discussion.

The Code Development Committee shall vote on each motion with the majority dictating the committee's action. Committee action on each code change proposal shall be completed when one of the motions noted above has been approved. Each committee vote shall be supported by a reason.

The Code Development Committee shall maintain a record of its proceedings including the action on each code change proposal.

5.7 Assembly Consideration: At the conclusion of the committee's action on a code change proposal and before the next code change proposal is called to the floor, the Moderator shall ask for a motion from the public hearing attendees who may object to the committee's action. If a motion in accordance with Section 5.7.1 is not brought forward on the committee's action, the results of the public hearing shall be established by the committee's action. If a motion in accordance with Section 5.7.1 is brought forward and is sustained in accordance with Section 5.7.3, both the committee's action and the assemblies' action shall be reported as the results of the public hearing.

5.7.1 Floor Motion: Any attendee may raise an objection to the committee's action in which case the attendee will be able to make a motion to:

1. Approve the code change proposal as submitted from the floor (ASF), or
2. Approve the code change proposal as modified from the floor (AMF) with a specific modification that has been previously offered from the floor and ruled in order by the Chairman during floor discussion (see Section 5.5.2) or has been offered by a member of the Committee and ruled in order by the Chairman during committee discussion (see Section 5.6), or
3. Disapprove the code change proposal from the floor (DF).

5.7.2 Discussion: On receipt of a second to the floor motion, the Moderator shall place the motion before the assembly for a vote. No additional testimony shall be permitted.

5.7.3 Assembly Action: A successful assembly action shall be a majority vote of the votes cast by eligible voters (See 5.7.4).

5.7.4 Eligible Voters: All members of ICC in attendance at the public hearing shall be eligible to vote on floor motions. Each member is entitled to one vote, except that each Governmental Member Voting Representative in attendance may vote on behalf of its Governmental Member. Code Development Committee members shall be eligible to vote on floor motions. Application, whether new or updated, for ICC membership must be received by the Code Council ten days prior to the commencement of the first day of the public hearing.

5.8 Report of the Public Hearing: The results of the public hearing, including committee action and successful assembly action, shall be posted on the ICC website not less than 60 days prior to Final Action Consideration except as approved by the ICC Board.

6.0 Public Comments

6.1 Intent: The public comment process gives attendees at the Final Action Hearing an opportunity to consider specific objections to the results of the public hearing and more thoughtfully prepare for the discussion for Final Action Consideration. The public comment process expedites the Final Action Consideration at the Final Action Hearing by limiting the items discussed to the following:

6.1.1 Consideration of items for which a public comment has been submitted; and

6.1.2 Consideration of items which received a successful assembly action at the public hearing.

6.2 Deadline: The deadline for receipt of a public comment to the results of the public hearing shall be announced at the public hearing but shall not be less than 30 days from the availability of the report of the results of the public hearing (see Section 5.8).

6.3 Withdrawal of Public Comment: A public comment may be withdrawn by the public commenter at any time prior to Final Action Consideration of that comment. A withdrawn public comment shall not be subject to Final Action Consideration. If the only public comment to a code change proposal is withdrawn by the public commenter prior to the vote on the consent agenda in accordance with Section 7.3.4, the proposal shall be considered as part of the consent agenda. If the only public comment to a code change proposal is withdrawn by the public commenter after the vote on the consent agenda in accordance with Section 7.3.4, the proposal shall continue as part of the individual consent agenda in accordance with Section 7.3.5, however the public comment shall not be subject to Final Action Consideration.

6.4 Form and Content of Public Comments: Any interested person, persons, or group may submit a public comment to the results of the public hearing which will be considered when in conformance to these requirements. Each public comment to a code change proposal shall be submitted separately and shall be complete in itself. Each public comment shall contain the following information:

6.4.1 Public comment: Each public comment shall include the name, title, mailing address,

telephone number and email address of the public commenter. Email addresses shall be published with the public comments unless the commenter otherwise requests on submittal form.

If group, organization, or committee submits a public comment, an individual with prime responsibility shall be indicated. If a public comment is submitted on behalf a client, group, organization or committee, the name and mailing address of the client, group, organization or committee shall be indicated. The scope of the public comment shall be consistent with the scope of the original code change proposal, committee action or successful assembly action. Public comments which are determined as not within the scope of the code change proposal, committee action or successful assembly action shall be identified as such. The public commenter shall be notified that the public comment is considered an incomplete public comment in accordance with Section 6.5.1 and the public comment shall be held until the deficiencies are corrected. A copyright release in accordance with Section 3.3.4.5 shall be provided with the public comment.

- 6.4.2 Code Reference:** Each public comment shall include the code change proposal number and the results of the public hearing, including successful assembly actions, on the code change proposal to which the public comment is directed.
- 6.4.3 Multiple public comments to a code change proposal.** A proponent shall not submit multiple public comments to the same code change proposal. When a proponent submits multiple public comments to the same code change proposal, the public comments shall be considered as incomplete public comments and processed in accordance with Section 6.5.1. This restriction shall not apply to public comments that attempt to address differing subject matter within a code section.
- 6.4.4 Desired Final Action:** The public comment shall indicate the desired final action as one of the following:
1. Approve the code change proposal as submitted (AS), or
 2. Approve the code change proposal as modified (AM) by one or more specific modifications published in the Results of the Public Hearing or published in a public comment, or
 3. Disapprove the code change proposal (D)
- 6.4.5 Supporting Information:** The public comment shall include in a statement containing a reason and justification for the desired final action on the code change proposal. Reasons and justification which are reviewed in accordance with Section 6.4 and determined as not germane to the technical issues addressed in the code change proposal or committee action may be identified as such. The public commenter shall be notified that the public comment is considered an incomplete public comment in accordance with Section 6.5.1 and the public comment shall be held until the deficiencies are corrected. The public commenter shall have the right to appeal this action in accordance with the policy of the ICC Board. A bibliography of any substantiating material submitted with a public comment shall be published with the public comment and the substantiating material shall be made available at the Final Action Hearing. All substantiating material published by ICC is material that has been provided by the proponent and in so publishing ICC makes no representations or warranties about its quality or accuracy.
- 6.4.6 Number:** One copy of each public comment and one copy of all substantiating information shall be submitted. Additional copies may be requested when determined necessary by the Secretariat. A copy of the public comment in electronic form is preferred.
- 6.5 Review:** The Secretariat shall be responsible for reviewing all submitted public comments from an editorial and technical viewpoint similar to the review of code change proposals (See Section 4.2).
- 6.5.1 Incomplete Public Comment:** When a public comment is submitted with incorrect format, without the required information or judged as not in compliance with these Rules

of Procedure, the public comment shall not be processed. The Secretariat shall notify the public commenter of the specific deficiencies and the public comment shall be held until the deficiencies are corrected, or the public comment shall be returned to the public commenter with instructions to correct the deficiencies with a final date set for receipt of the corrected public comment.

6.5.2 Duplications: On receipt of duplicate or parallel public comments, the Secretariat may consolidate such public comments for Final Action Consideration. Each public commenter shall be notified of this action when it occurs.

6.5.3 Deadline: Public comments received by the Secretariat after the deadline set for receipt shall not be published and shall not be considered as part of the Final Action Consideration.

6.6 Publication: The public hearing results on code change proposals that have not been public commented and the code change proposals with public commented public hearing results and successful assembly actions shall constitute the Final Action Agenda. The Final Action Agenda shall be posted on the ICC website at least 30 days prior to Final Action consideration.

7.0 Final Action Consideration

7.1 Intent: The purpose of Final Action Consideration is to make a final determination of all code change proposals which have been considered in a code development cycle by a vote cast by eligible voters (see Section 7.4).

7.2 Agenda: The final action consent agenda shall be comprised of proposals which have neither an assembly action nor public comment. The agenda for public testimony and individual consideration shall be comprised of proposals which have a successful assembly action or public comment (see Sections 5.7 and 6.0).

7.3 Procedure: *The Robert's Rules of Order* shall be the formal procedure for the conduct of the Final Action Consideration except as these Rules of Procedure may otherwise dictate.

7.3.1 Open Meetings: Public hearings for Final Action Consideration are open meetings. Any interested person may attend and participate in the Floor Discussion.

7.3.2 Agenda Order: The Secretariat shall publish an agenda for Final Action Consideration, placing individual code change proposals and public comments in a logical order to facilitate the hearing. The proponents or opponents of any proposal or public comment may move to revise the agenda order as the first order of business at the public hearing, or at any time during the hearing except while another proposal is being discussed. Preference shall be given to grouping like subjects together and for moving items back to a later position on the agenda as opposed to moving items forward to an earlier position. A motion to revise the agenda order is subject to a 2/3 vote of those present and voting.

7.3.3 Presentation of Material at the Public Hearing: Information to be provided at the hearing shall be limited to verbal presentations. Each individual presenting information at the hearing shall state their name and affiliation, and shall identify any entities or individuals they are representing in connection with their testimony. Audio-visual presentations are not permitted. Substantiating material submitted in accordance with Section 6.4.4 and other material submitted in response to a code change proposal or public comment shall be located in a designated area in the hearing room.

7.3.4 Final Action Consent Agenda: The final action consent agenda (see Section 7.2) shall be placed before the assembly with a single motion for final action in accordance with the results of the public hearing. When the motion has been seconded, the vote shall be taken with no testimony being allowed. A simple majority (50% plus one) based on the number of votes cast by eligible voters shall decide the motion.

7.3.5 Individual Consideration Agenda: Upon completion of the final action consent vote, all proposed changes not on the final action consent agenda shall be placed before the assembly for individual consideration of each item (see Section 7.2).

- 7.3.6 Reconsideration:** There shall be no reconsideration of a proposed code change after it has been voted on in accordance with Section 7.3.8.
- 7.3.7 Time Limits:** Time limits shall be established as part of the agenda for testimony on all proposed changes at the beginning of each hearing session. Each person requesting to testify on a change shall be given equal time. In the interest of time and fairness to all hearing participants, the Moderator shall have limited authority to modify time limitations on debate. The Moderator shall have the authority to adjust time limits as necessary in order to complete the hearing agenda.
- 7.3.7.1 Time Keeping:** Keeping of time for testimony by an individual shall be by an automatic timing device. Remaining time shall be evident to the person testifying. Interruptions during testimony shall not be tolerated. The Moderator shall maintain appropriate decorum during all testimony.
- 7.3.8 Discussion and Voting:** Discussion and voting on proposals being individually considered shall be in accordance with the following procedures:
- 7.3.8.1 Allowable Final Action Motions:** The only allowable motions for final action are Approval as Submitted, Approval as Modified by one or more modifications published in the Final Action Agenda, and Disapproval.
- 7.3.8.2 Initial Motion:** The Code Development Committee action shall be the initial motion considered.
- 7.3.8.3 Motions for Modifications:** Whenever a motion under consideration is for Approval as Submitted or Approval as Modified, a subsequent motion and second for a modification published in the Final Action Agenda may be made (see Section 6.4.3). Each subsequent motion for modification, if any, shall be individually discussed and voted before returning to the main motion. A two-thirds majority based on the number of votes cast by eligible voters shall be required for a successful motion on all modifications.
- 7.3.8.4 Voting:** After dispensing with all motions for modifications, if any, and upon completion of discussion on the main motion, the Moderator shall then ask for the vote on the main motion. If the motion fails to receive the majority required in Section 7.5, the Moderator shall ask for a new motion.
- 7.3.8.5 Subsequent Motion:** If the initial motion is unsuccessful, a motion for one of the other allowable final actions shall be made (see Section 7.3.8.1) and dispensed with until a successful final action is achieved. If a successful final action is not achieved, Section 7.5.1 shall apply.
- 7.3.9 Proponent testimony:** The Proponent of a public comment is permitted to waive an initial statement. The Proponent of the public comment shall be permitted to have the amount of time that would have been allocated during the initial testimony period plus the amount of time that would be allocated for rebuttal. Where a public comment is submitted by multiple proponents, this provision shall permit only one proponent of the joint submittal to waive an initial statement.
- 7.3.10 Points of Order:** Any person participating in the public hearing may challenge a procedural ruling of the Moderator. A majority vote of the eligible voters as determined in Section 5.7.4 shall determine the decision.
- 7.4 Eligible voters:** ICC Governmental Member Representatives and Honorary Members in attendance at the Final Action Hearing shall have one vote per eligible attendee on all International Codes. Applications for Governmental Membership must be received by the ICC by April 1 of the applicable year in order for its designated representatives to be eligible to vote at the Final Action Hearing. Applications, whether new or updated, for governmental member voting representative status must be received by the Code Council thirty (30) days prior to the commencement of the first day of the Final Action Hearing in order for any designated representative to be eligible to vote. An individual designated as a Governmental Member Voting Representative shall provide sufficient information to establish eligibility as defined in the ICC

Bylaws. The Executive Committee of the ICC Board, in its discretion, shall have the authority to address questions related to eligibility. Decisions of the Executive Committee shall be final and not appealable pursuant to CP 1, other than claims of fraud or misrepresentation, supported by reasonably credible evidence, that were material to the outcome of the Final Action Hearing.

7.5 Majorities for Final Action: The required voting majority based on the number of votes cast of eligible voters shall be in accordance with the following table:

Committee Action (see note)	Desired Final Action		
	AS	AM	D
AS	Simple Majority	2/3 Majority	Simple Majority
AM	2/3 Majority	Simple Majority to sustain the Public Hearing Action or; 2/3 Majority on additional modifications and 2/3 on overall AM	Simple Majority
D	2/3 Majority	2/3 Majority	Simple Majority

7.5.1 Failure to Achieve Majority Vote: In the event that a code change proposal does not receive any of the required majorities for final action in Section 7.5, final action on the code change proposal in question shall be disapproval.

7.6 Publication: The Final action on all proposed code changes shall be published as soon as practicable after the determination of final action. The exact wording of any resulting text modifications shall be made available to any interested party.

8.0 Appeals

8.1 Right to Appeal: Any person may appeal an action or inaction in accordance with CP-1.

TABLE OF CONTENTS

CODE	PAGE
International Codes Administrative Provisions.....	1
International Code Council Performance Code	28
International Energy Conservation Code	
Commercial.....	30
Residential	113
International Existing Building Code	149
International Fire Code	164
<i>(Portions of indented codes listed below were heard by the IFC Committee)</i>	
International Building Code – General	248
International Fuel Gas Code	253
International Mechanical Code	254
International Plumbing Code.....	255
International Property Maintenance Code	256
International Residential Code	
Building	261
Mechanical.....	369
Plumbing.....	390
International Swimming Pool and Spa Code	417
International Wildland-Urban Interface Code.....	434

**INTERNATIONAL CODE COUNCIL
2013 CODE DEVELOPMENT CYCLE**

**2013 REPORT OF THE COMMITTEE ACTION
ON THE 2012 EDITIONS OF THE
ADMINISTRATIVE PROVISIONS**

INTERNATIONAL CODE COUNCIL PERFORMANCE CODE®

INTERNATIONAL ENERGY CONSERVATION CODE®

- *Commercial*
- *Residential*

INTERNATIONAL EXISTING BUILDING CODE®

INTERNATIONAL FIRE CODE®

INTERNATIONAL PROPERTY MAINTENANCE CODE®

INTERNATIONAL RESIDENTIAL CODE®

- *Building*
- *Mechanical*
- *Plumbing*

INTERNATIONAL SWIMMING POOL AND SPA CODE®

INTERNATIONAL WILDLAND-URBAN INTERFACE CODE®

**HELD IN DALLAS, TEXAS
APRIL 21ST – APRIL 30TH, 2013**

**PUBLIC COMMENT DEADLINES:
JULY 15TH, 2013**



**INTERNATIONAL ADMINISTRATIVE PROVISIONS
REPORT OF THE COMMITTEE ACTION HEARING
RESULTS**

ADM1-13

PART I - IADMIN

Committee Action:

Disapproved

Committee Reason: The suggested language would include areas outside of the site and therefore outside of the control of the building owner. Not everything on a site is controlled by the codes.

Assembly Action:

None

PART II – IECC – Commercial HEARD BY IECC COMMERCIAL COMMITTEE

Committee Action:

Disapproved

Committee Reason: The added text does not provide any clarity to the application of the IECC to the site surrounding a building.

Assembly Action:

None

PART III – IECC – Residential HEARD BY IECC RESIDENTIAL COMMITTEE

Committee Action:

Disapproved

Committee Reason: This is not needed in the IECC.

Assembly Action:

None

PART IV - IRC HEARD BY IRC COMMITTEE

Committee Action:

Disapproved

Committee Reason: The committee disapproved this proposed code change because they felt that, while it may be appropriate for the property maintenance or zoning codes, it is not appropriate for the International Residential Code.

Assembly Action:

None

PART V - ISPSC HEARD BY THE ISPSC COMMITTEE

Committee Action:

Disapproved

Committee Reason: The proposal would cause the code to be too broad in coverage for items that were not intended to be covered by the code.

Assembly Action:

None

ADM2-13

PART I - IADMIN

Committee Action:

Approved as Submitted

Committee Reason: Adding the three story limitation is needed for coordination between the scope in the IBC and IRC. Three stories is an appropriate limit for accessory structures.

Assembly Action:

None

PART II – IRC

HEARD BY IRC COMMITTEE

Committee Action:

Approved as Submitted

Committee Reason: The committee approved this proposed code change because they felt that it allows the local zoning ordinances to determine the allowable size of accessory structures.

Assembly Action:

None

ADM3-13

The following is errata that was not posted to the ICC website.

Revise the proposal as follows:

IEBC [A] 101.2 Scope. The provisions of the *International Existing Building Code* shall apply to the *repair, alteration, change of occupancy, addition and relocation of existing buildings*.

Exception: Detached one- and two-family *dwelling*s and multiple single-family *dwelling*s (*townhouses*) not more than three *stories* above *grade plane* in height with a separate *means of egress* and their accessory structures ~~and are~~ not required to comply with the International Existing Building Code.

Committee Action:

Disapproved

HEARD BY THE IEBC COMMITTEE

Committee Reason: The IEBC does have provisions that apply buildings covered in the IRC. The IEBC also includes an appendix specific to housing, so this exception would not be appropriate. The IRC also references the IEBC, so if the IRC is intended to include separate existing building criteria this issue needs to be much more broadly addressed.

Assembly Action:

None

Analysis. This code change proposal addresses the scope of the IEBC by adding an exception regarding one- and two-family dwellings and townhouses. Therefore, if a public comment for “approval as submitted” or “approval as modified” is successful during the public comment hearings the result will be limited to an advisory recommendation to the ICC Board of Directors who will determine the final disposition on this proposed change.

ADM4-13

The following is errata that was not posted to the ICC website.

Replace the proposal with the following:

IMC [A] 101.2 Scope. This code shall regulate the design, installation, maintenance, alteration, and inspection of mechanical systems, including system components, equipment, and appliances specifically addressed herein, within buildings. ~~This code shall also regulate those mechanical systems, system components, equipment, and appliances specifically addressed herein.~~ The installation of fuel gas distribution piping and equipment, fuel gas-fired appliances, and fuel gas-fired appliance venting systems within buildings shall be regulated by the International Fuel Gas Code.

Exception: Detached one- and two-family dwellings and multiple single-family dwellings (townhouses) not more than three stories high with separate means of egress and their accessory structures shall comply with the *International Residential Code*.

Committee Action:

Disapproved

Committee Reason: The laundry list that is proposed to be added is confusing. A question would be what is not in the list? Some systems are both inside and outside a building. The current language is easier to understand.

Assembly Action: **None**

ADM5-13

PART I - IADMIN

Committee Action: **Approved as Submitted**

Committee Reason: The clean-up suggested for the IPMC will help deal with the legal scrutiny that this document typically goes through during the enforcement process. This will be of benefit to jurisdictions when they need to go to court over property maintenance issues. There were concerns expressed by some of the committee members that the definition for 'owner' needed some additional revisions. For the definition, clarification is needed on what might constitute 'interest' in a building and what is a building 'operator'.

Assembly Action: **None**

PART II – IRC HEARD BY IRC COMMITTEE

Committee Action: **Disapproved**

Committee Reason: The committee disapproved this proposed code change because they felt that the proposed changes are unnecessary.

Assembly Action: **None**

ADM6-13

PART I - IADMIN

Committee Action: **Disapproved**

Committee Reason: The committee agreed that the scope should be coordinated across the codes, however, they preferred the "reasonable level of life safety" language found in the IFC. The term 'safeguard' is not a match to "provide safety to."

Assembly Action: **None**

PART II – IRC HEARD BY IRC COMMITTEE

Committee Action: **Disapproved**

Committee Reason: The committee disapproved this code change proposal because they felt that the term 'safeguards' is too vague, as the proponent notes. If the proposed requirements were used relative to emergency responders, they need to be further explained or narrowed.

Assembly Action: **None**

ADM7-13

Committee Action: **Disapproved**
HEARD BY THE IRC COMMITTEE

Committee Reason: The committee disapproved this code change proposal because they felt that it is appropriate to consider fire fighters and first responders as part of our protection system for our homes. This proposal sends the wrong message to fire fighters. They are also part of the public and deserve to be protected. The current IRC language is consistent with the IBC and IFC.

Assembly Action: **None**

ADM8-13

PART I - IADMIN

Committee Action: **Disapproved**

Committee Reason: The proposed laundry list leaves too many things out. Radon, while in an IRC appendix, is not in the body of the codes. The term "lowest allowable" does not clearly express the intent of the code. The current language is clearer.

Assembly Action: **None**

PART II – IRC HEARD BY IRC COMMITTEE

Committee Action: **Disapproved**

Committee Reason: The committee disapproved this code change proposal because they felt that it creates confusion. Wind and earth quakes are addressed in the code under the term stability.

Assembly Action: **None**

PART III – ISPSC HEARD BY THE ISPSC COMMITTEE

Committee Action: **Disapproved**

Committee Reason: The codes set the minimum standard for construction and not necessarily in all cases, a lowest allowable.

Assembly Action: **None**

ADM9-13

Committee Action: **Disapproved**

Committee Reason: Maintenance is something addressed in the IFC and IPMC. The IEBC is a construction code, therefore, maintenance should not be covered in the IEBC. "Maintained in conformance with the code edition under which it is installed" is sufficiently addressed under the IFC, so it is not needed in the IEBC.

Assembly Action: **None**

ADM10-13

Committee Action: **Disapproved**

Committee Reason: The IEBC is a construction code, not an inspection code, therefore the IEBC is not an appropriate location for a certificate of occupancy renewal requirement. Requiring this would be a logistical nightmare for the building departments. There is no technical justification provided for the 25,000 sq.ft. limit. The 5 year limit is based on fire escape inspection, and has no relevant bearing on occupancy. There is no credit for any reviews during alterations conducted during those five years. Inspections of existing buildings are already sufficiently addressed in the IPMC and the IFC.

Assembly Action: **None**

ADM11-13

Committee Action: **Disapproved**

Committee Reason: The language implies that if you use a performance based approach for a piece of the building, then you have to use a performance based approach for the entire building. Having the ICCPC as an option is appropriate; however, it should not be a requirement.

Assembly Action: **None**

ADM12-13

Committee Action:

Approved as Modified

Further revise the proposal as follows:

IBC [A] 101.4.7 Wildland-Urban Interface. The provisions of the International Wildland-Urban Interface Code shall apply to all matters governing the design and construction of buildings within wildland-urban interface areas.

Committee Reason: The modification to strike the word 'all' would allow the jurisdiction to address fire risk as part of the designation of the wildland-urban interface area. The IWUIC is currently referenced in the body of the IBC, therefore, it is appropriate for it to be included in the scoping chapter.

Assembly Action:

None

ADM13-13

Committee Action:

Approved as Submitted

Committee Reason: The IEBC is already referenced in the body of the IPMC, therefore, it is appropriate for it to be included in the administrative provisions. This would coordinate with the Group A code change that removed Chapter 34 from the IBC.

Assembly Action:

None

ADM14-13

Committee Action:

Disapproved

Committee Reason: The change in use from a home to another occupancy is already addressed in the IEBC. This proposed language for the IFC would include homes that were originally constructed under the IRC, which does not address mixed use buildings. Requiring this IRC home to fully comply with the IFC could result in conflicts.

Assembly Action:

None

ADM15-13

Committee Action:

Disapproved

Committee Reason: Change of occupancy is sufficiently addressed in the IEBC. There is no need to add it to the IFC. This could cause a conflict between the building and fire code officials. The term 'change of character' is in the title, but not in the text. Putting it in the text would just add another layer of complication.

Assembly Action:

None

ADM16-13

Committee Action:

Disapproved

Committee Reason: The proposed deletion is not consistent with the full intent of the code; the sentence should be refined to include regulated items. This would create a jurisdiction overlay and possible conflicts with items addressed in the IRC and IFC.

Assembly Action:

None

ADM17-13

Committee Action: **Approved as Submitted**

Committee Reason: The proposed revisions to the IEBC and IBC will clarify where IEBC applies. This also is a good coordination between the IEBC and IBC requirements.

Assembly Action: **None**

ADM18-13

PART I - IADMIN

Committee Action: **Disapproved**

Committee Reason: The current language is consistent with jurisdiction ordinances. Removal of the phrase "the chief appointing authority of" would cause confusion as to who is the jurisdiction.

Assembly Action: **None**

PART II – IRC HEARD BY IRC COMMITTEE

Committee Action: **Approved as Submitted**

Committee Reason: The committee approved this proposed code change because they felt that who specifically makes the appointment should be left up to the jurisdiction.

Assembly Action: **None**

PART III – ISPSC HEARD BY THE ISPSC COMMITTEE

Committee Action: **Disapproved**

Committee Reason: A jurisdiction is an area. An area cannot appoint a code official. The current text is proper.

Assembly Action: **None**

ADM19-13

Committee Action: **Approved as Modified**

Further revise the International Building Code as follows:

IBC [A] 104.2.1 Determination of substantially improved or substantially damaged existing buildings and structures in flood hazard areas. For applications for reconstruction, rehabilitation, repair, alteration, addition or other improvement of existing buildings or structures located in flood hazard areas, the building official shall determine if where the proposed work constitutes substantial improvement or repair of substantial damage. Where the building official determines that the proposed work constitutes substantial improvement or repair of substantial damage, and where required by this code, the building official shall require the building to meet the requirements of Section 1612. ~~Applications determined to constitute substantial improvement or repair of substantial damage shall require all existing portions of the entire building or structure to meet the requirements of Section 1612.~~

Further revise the International Existing Building Code as follows:

IEBC [A] 104.2.1 Determination of substantially improved or substantially damaged existing buildings and structures in flood hazard areas. For applications for reconstruction, rehabilitation, repair, alteration, addition or other improvement of existing buildings or structures located in flood hazard areas, the building official shall determine if where the proposed work constitutes substantial improvement or repair of substantial damage. Where the building official determines that the proposed work constitutes substantial improvement or repair of substantial damage, and where required by this code, the building official shall require the building to meet the requirements of Section 1612 of the *International Building Code*. ~~Applications determined to constitute substantial improvement or repair of substantial damage shall require all existing portions of the entire building or structure to meet the requirements of Section 1612 of the *International Building Code*.~~

Committee Reason: The modification clarifies that the building official makes the determination of substantial improvement or substantial damage. The proposed language would coordinate the administrative provisions for flood requirements between the IBC, the IEBC and the IRC (see RB4-13). The administrative provisions will be consistent with the flood requirements found in the body of the code.

Assembly Action: **None**

ADM20-13

Committee Action: **Disapproved**

Committee Reason: The proposed requirement is already addressed in the first sentence of the section. The proposed language is so broad that it could be misapplied. It could be read to not allow other types of reports.

Assembly Action: **None**

ADM21-13

PART I - IADMIN

Committee Action: **Approved as Submitted**

Committee Reason: The addition of "or criminal complaint" protects code officials during performance of their jobs. The existing language of "lawful discharge of duties" would protect the jurisdiction from being liable if the code official was taking bribes or performing illegal acts.

Assembly Action: **None**

PART II – IRC HEARD BY IRC COMMITTEE

Committee Action: **Approved as Submitted**

Committee Reason: The committee approved this proposed code change because they felt that it is important to clearly state the code officials' personal liability and the recourse to personal defense. This is consistent with previous action taken on ADM21 Part I.

Assembly Action: **None**

PART III – ISPSC HEARD BY THE ISPSC COMMITTEE

Committee Action: **Approved as Submitted**

Committee Reason: Employees of building departments are doing the best that they can do every day. Such employees should be personally protected against civil and criminal actions while performing their duties.

Assembly Action: **None**

ADM22-13

PART I - IADMIN

Committee Action: **Approved as Submitted**

Committee Reason: The proposal provides a consistent and proper designation of "owner and owner's authorized agent" throughout the codes. The proposal will eliminate the confusion called by so many different terms being used in the codes to mean the same person.

Assembly Action: **None**

**PART II – IECC – Commercial
HEARD BY IECC COMMERCIAL COMMITTEE**

Committee Action: **Approved as Submitted**

Committee Reason: Provides consistency in use of terminology within the code and with the use of the terms in the other International Codes.

Assembly Action: **None**

**PART III – IECC – Residential
HEARD BY IECC RESIDENTIAL COMMITTEE**

Committee Action: **Approved as Submitted**

Committee Reason: This proposed language would clarify the intent of the code.

Assembly Action: **None**

**PART IV - IRC
HEARD BY IRC COMMITTEE**

Committee Action: **Approved as Submitted**

Committee Reason: The committee approved this proposed code change because they felt that it clarifies who is referenced and distinguishes authorized as a legal status.

Assembly Action: **None**

**PART V - ISPSC
HEARD BY THE ISPSC COMMITTEE**

Committee Action: **Approved as Submitted**

Committee Reason: The committee agreed with the proponent's reason statement.

Assembly Action: **None**

ADM23-13

PART I - IADMIN

Committee Action: **Approved as Submitted**

Committee Reason: The additional language protects the designer, clarifies the decisions and helps in the appeals process. It is good practice for the code official to respond in writing to keep accountability for alternative materials.

Assembly Action: **None**

**PART II – IRC
HEARD BY IRC COMMITTEE**

Committee Action: **Approved as Submitted**

Committee Reason: The committee approved this proposed code change because they felt that it is important to know the reason each time there is input given back. This is a learning experience on behalf of the design professional. The the design professional understands what needs to be modified so the plans can be approved. It is important to have a paper trail for posterity.

Assembly Action: **None**

**PART III – ISPSC
HEARD BY THE ISPSC COMMITTEE**

Committee Action: **Disapproved**

Committee Reason: Requiring written reasons for disapproval for every alternative design, material or method will be a paperwork nightmare for smaller issues. The code official can make the determination as to when a response in writing is prudent.

Assembly Action: **None**

ADM24-13

**PART I - IADMIN
Committee Action:**

Disapproved

Committee Reason: Collaboration meetings between architects, contractors and code officials already occur in many jurisdictions. This saves the building owner and the building department time and money. This should be an administrative decision based on the specific project, not a code requirement. The current language could be interpreted to not allow for any fees for the code officials time.

Assembly Action: **None**

**PART II – IRC
HEARD BY IRC COMMITTEE**

Committee Action: **Disapproved**

Committee Reason: The committee disapproved this code change proposal because they felt that it creates conflicts; and it is not necessary to mandate this information because a good building department will do it anyway.

Assembly Action: **None**

**PART III – ISPSC
HEARD BY THE ISPSC COMMITTEE**

Committee Action: **Disapproved**

Committee Reason: The proposed requirements could be problematic for both the code official and the permit applicant because of the time required for meetings just because the other party wanted a meeting. Many meetings could be unnecessary and a waste of time.

Assembly Action: **None**

ADM25-13

Committee Action: **Approved as Submitted**

Committee Reason: The added language will coordinate allowances in the IBC and IFC. This will allow for emergency repairs during non-business hours.

Assembly Action: **None**

ADM26-13

Committee Action: **Approved as Submitted**

Committee Reason: The additional language to the IFC, IFGC, IMC, IPC and IPSDC will coordinate with provisions in the IBC. This allowance will be handy for projects with continual work. If this option is used, the building owner will be responsible for providing records, such as inspections, so that compliance can be tracked by the jurisdiction.

Assembly Action: **None**

ADM27-13

PART I - IADMIN

Committee Action: **Disapproved**

Committee Reason: While typically laundry lists are not warranted, not all small structures should be considered accessory. These examples need to left in the code for clarity.

Assembly Action: **None**

PART II – IRC HEARD BY IRC COMMITTEE

Committee Action: **Approved as Submitted**

Committee Reason: The committee approved this code change proposal because they felt that the type of information addressed by this proposal is suitable for inclusion in the commentary to the code, but not in the code itself.

Assembly Action: **None**

ADM28-13

Committee Action: **Disapproved**

Committee Reason: The exception for a building permit for these small pools is needed for jurisdictions that do not adopt the pool code. The deletion could result in kiddie pools being required to comply with a permit. The ISPSC currently has a limit on pools with a depth of 12 inches. The proponent may want to come back with a public comment that allows for an exception consistent with what is not addressed in the ISPSC.

Assembly Action: **None**

ADM29-13

Committee Action: **Disapproved**

Committee Reason: Site plans are already required by the IBC, therefore this requirement in IFC is a duplication and not needed. The proposed language could be read to require site plans for renovations that were only interior. When site plans are needed for a project, the building official and fire code official will work together. Where fire lanes are affected is already covered in IFC Section 105.4.2.

Assembly Action: **None**

ADM30-13

PART I - IADMIN

Committee Action: **Approved as Submitted**

Committee Reason: The proposed language will coordinate the IBC, IFC and IWUIC. The added language will improve consistency in document preparation. There was a suggestion that perhaps the amended construction documents should be for “substantial” rather than “any” changes. This might be interpreted to require revised drawings for minor corrections dealing with construction issues.

Assembly Action: **None**

**PART II – IECC – Commercial
HEARD BY IECC COMMERCIAL COMMITTEE**

Committee Action: **Disapproved**

Committee Reason: The proposal doesn't bring clarity to the code.

Assembly Action: **None**

**PART III – IECC – Residential
HEARD BY IECC RESIDENTIAL COMMITTEE**

Committee Action: **Approved as Submitted**

Committee Reason: This proposed language better states the intent of this section.

Assembly Action: **None**

ADM31-13

Committee Action: **Approved as Submitted**
HEARD BY THE IFC COMMITTEE

Committee Reason: The code change provides a needed clarification that a separate operational permit is required to operate a motor fuel-dispensing facility.

Assembly Action: **None**

ADM32-13

Committee Action: **Approved as Submitted**
HEARD BY THE IFC COMMITTEE

Committee Reason: The code change will provide the fire code official with the needed ability to review plans and specifications for fire apparatus access road gates or barricades.

Assembly Action: **None**

ADM33-13

Committee Action: **Approved as Submitted**
HEARD BY THE IFC COMMITTEE

Committee Reason: The code change provides a needed correlation with other permit sections that exclude maintenance work from the permit requirement.

Assembly Action: **None**

ADM34-13

Committee Action: **Approved as Modified**
HEARD BY THE IFC COMMITTEE

Further modify the proposal as follows:

IFC [A] 105.7.12 Mechanical refrigeration. A construction permit is required for the installation of or modification to a mechanical refrigeration unit or system regulated by Chapter 6.

Committee Reason: The committee agreed that, in addition to the operational permit required by Section 105.6.38, a construction permit is needed to provide the fire code official with the ability to review plans and

specifications for new or modified refrigeration systems. The modification will limit the requirement to built-in refrigeration systems addressed in Chapter 6, not all refrigeration systems or equipment.

Assembly Action: **None**

ADM35-13

Committee Action: **Approved as Modified**
HEARD BY THE IFC COMMITTEE

Further modify the proposal as follows:

IFC 105.7.13 Smoke control or smoke exhaust systems. Construction permits are required for installation of or alteration to smoke control or smoke exhaust systems. Maintenance performed in accordance with this code is not considered a modification and does not require a permit.

Committee Reason: The committee agreed that a construction permit is needed to provide the fire code official with the ability to review plans and specifications for new or modified smoke control or smoke exhaust systems. The modification clarifies the text to reduce the likelihood of misapplication of the requirement to ordinary exhaust systems.

Assembly Action: **None**

ADM36-13

PART I – IEBC
Committee Action: **Disapproved**
HEARD BY THE IEBC COMMITTEE

Committee Reason: The provisions to address mold were not felt to be appropriate for the IEBC. In addition, there was concern with how you can monitor the sale of houses as a building official in order to properly enforce the proposed requirements. These provisions do not focus on the typical triggering events for the application of this code. The IEBC focuses on triggers such as repairs, alterations, change of occupancy and the moving of a building. A home sale or a foreclosure is not a typical triggering event in the IEBC. Finally it was felt that such requirements were better suited for Chapter 3 versus Chapter 1.

Assembly Action: **None**

Analysis. This code change proposal goes beyond the scope of the IEBC by adding retroactive requirements for mold inspections to the code. If a public comment for approval as submitted or approval as modified is successful during the public comment hearings the result will be limited to an advisory recommendation to the ICC Board of Directors who will determine the final disposition on this proposed change.

PART II – IPMC
HEARD BY THE IPMC COMMITTEE

Committee Action: **Disapproved**

Committee Reason: The committee felt that a standard for the qualifications of mold inspectors should be provided for consistent certifications. Also, conditions set to require mold inspections are ambiguous; how a code official is notified of the sale of a property is unknown and the amount of stagnant water that would trigger an inspection is not defined.

Assembly Action: **None**

ADM37-13

Committee Action: **Disapproved**
HEARD BY THE IEBC COMMITTEE

Committee Reason: The proposal was disapproved for several reasons. First, the committee felt that technical requirements should not be located in Chapter 1. Secondly, there was discomfort with having to enforce federal

regulations as a local building official. This would expand the building official's role inappropriately. Finally, there was concern with what would be expected in terms of accepting and approving a plan as required by this proposal. There was also concern with the accuracy of the lead tests available.

For staff analysis of the content of EPA 40 CFR 745-July 1, 2012 relative to CP#28, Section 3.6, please visit: <http://www.iccsafe.org/cs/codes/Documents/2012-2014Cycle/Proposed-B/ProposedStandards.pdf>.

Assembly Action: **None**

ADM38-13

Committee Action: **Disapproved**

Committee Reason: The certification program is too narrow. It is necessary to clarify that the 'risk assessment' would allow for both more or less than a 5 year time frame. Would the Group R-2 and R-3 exceptions include residential facilities such as dormitories and congregate residences where there might be the same privacy issues as apartments? The proposal seems to regulate the fire official rather than the building. It is unclear on how the fees for this will be addressed.

Assembly Action: **None**

ADM39-13

Committee Action: **Disapproved**

Committee Reason: The building official approves occupancy, so adding this to the IFC could cause a conflict between fire and building officials. This requirement should be grouped with Section 105.3.3.

Assembly Action: **None**

ADM40-13

PART I - IADMIN

Committee Action: **Disapproved**

Committee Reason: Technical reports are already handled by the definition of construction documents. Third party reports, such as IES reports, are not prepared by the architect, so this proposal could be interpreted as not allowing these reports. The added language is redundant.

Assembly Action: **None**

PART II – IECC – Commercial HEARD BY IECC COMMERCIAL COMMITTEE

Committee Action: **Disapproved**

Committee Reason: The added text doesn't improve the code. Technical reports, when appropriate, are covered by the general concept of construction documents. The code official can require information in various forms where needed to assure that a design complies with the code.

Assembly Action: **None**

PART III – IECC – Residential HEARD BY IECC RESIDENTIAL COMMITTEE

Committee Action: **Approved as Submitted**

Committee Reason: The proposed language would clarify what constitutes necessary documentation for permit application.

Assembly Action: **None**

**PART IV - IRC
HEARD BY IRC COMMITTEE**

Committee Action: **Disapproved**

Committee Reason: The committee disapproved this code change proposal because a) “ technical report” is not defined b) the provision is not needed because the design professional is responsible for what they sign, seal and date and c) the proposal is not workable if you consider the number of reports that are sourced by design professionals for any given project.

Assembly Action: **None**

ADM41-13

**PART I - IADMIN
Committee Action:**

Disapproved

Committee Reason: The added language would cause jurisdictional issues. The term ‘expressly’ is too limiting.

Assembly Action: **None**

**PART II – IECC – Commercial
HEARD BY IECC COMMERCIAL COMMITTEE**

Committee Action: **Disapproved**

Committee Reason: The proposed revision does not improve the code. The committee was concerned that it was trying to limit the authority of the code official.

Assembly Action: **None**

**PART III – IECC – Residential
HEARD BY IECC RESIDENTIAL COMMITTEE**

Committee Action: **Disapproved**

Committee Reason: This is an unnecessary change. The language presently in the code is clear. State statutes dictate what is, or is not, work that requires a registered design professional.

Assembly Action: **None**

**PART IV - IRC
HEARD BY IRC COMMITTEE**

Committee Action: **Disapproved**

Committee Reason: The committee disapproved this code change proposal because they felt that a) the revised language did not add anything of value to the code and, therefore, is not needed and b)the legislature can not anticipate every time a design professional is necessary.

Assembly Action: **None**

ADM42-13

Committee Action: **Disapproved**

Committee Reason: Inspections and reports are already generically addressed in Chapter 17. These provisions might be located better in Section 107.2. The language needs to be limited to special inspections.

Assembly Action: **None**

ADM43-13

PART I - IADMIN

Committee Action:

Approved as Submitted

Committee Reason: This requirement for records allows for a format acceptable to the fire officials and at the same time allows for alternatives. This is the first step towards coordination throughout the IFC requirements for all types of records.

Assembly Action:

None

PART II – IFC

HEARD BY THE IFC COMMITTEE

Committee Action:

Approved as Submitted

Committee Reason: The committee agreed that the code change creates needed standardization of record keeping requirements for periodic inspection, testing, servicing and other operational and maintenance requirements of the IFC, makes it clear that records must be maintained on the premises or other approved location for a period of not less than 3 years and that copies of records must be provided to the fire code official upon request.

Assembly Action:

None

ADM44-13

Committee Action:

Approved as Submitted

Committee Reason: The requirement for the construction documents to include the structural information is a needed pointer.

Assembly Action:

None

ADM45-13

Committee Action:

Disapproved

Committee Reason: The proposed text is already required in the construction documents and is redundant with the requirements in Chapter 7. This is a technical requirement, not an administration requirement.

Assembly Action:

None

ADM46-13

Committee Action:

Approved as Modified

Further revise the International Building Code as follows:

IBC [A] 107.3.4.1 Deferred submittals. ~~Deferral of Any~~ *deferred* submittal items shall have the prior approval of the *building official*. The *registered design professional in responsible charge* shall list the deferred submittals on the *construction documents* for review by the *building official*.

Documents for *deferred submittal* items shall be submitted to the *registered design professional in responsible charge* who shall review them and forward them to the *building official* with a notation indicating that the *deferred submittal* documents have been reviewed and found to be in general conformance to the design of the building. The *deferred submittal* items shall not be installed until the *deferred submittal* documents have been *approved* by the *building official*.

Further revise the International Existing Building Code as follows:

IEBC [A] 106.3.4 Deferred submittals. ~~Deferral of Any~~ *deferred* submittal items shall have the prior approval of the *code official*. The *registered design professional in responsible charge* shall list the *deferred submittals* on the *construction documents* for review by the *code official*.

Submittal documents for *deferred submittal* items shall be submitted to the *registered design professional in responsible charge* who shall review them and forward them to the *code official* with a notation indicating that the *deferred submittal* documents have been reviewed and that they have been found to be in general conformance to the design of the building. The *deferred submittal* items shall not be installed until their *deferred submittal* documents have been approved by the *code official*.

Committee Reason: The modification will use the defined term in the text. 'Deferred submittal' as a defined term is cleaner and easier to understand.

Assembly Action: **None**

ADM47-13

PART I - IADMIN

Committee Action: **Disapproved**

Committee Reason: Copyright issues are addressed through state law. This is something that should be addressed by an administrative policy of the city worked out by the town council. This is not a code issue and should not be a requirement in the code.

Assembly Action: **None**

PART II – IECC – Commercial HEARD BY IECC COMMERCIAL COMMITTEE

Committee Action: **Disapproved**

Committee Reason: The proponent requested disapproval to allow development of a public comment to address issues raised in debate before other committees.

Assembly Action: **None**

PART III – IECC – Residential HEARD BY IECC RESIDENTIAL COMMITTEE

Committee Action: **Disapproved**

Committee Reason: Copyright protection should not be the responsibility of the code official, nor should it be a subject of the IECC.

Assembly Action: **None**

PART IV - IRC HEARD BY IRC COMMITTEE

Committee Action: **Disapproved**

Committee Reason: The committee disapproved this code change proposal because they felt that the protection afforded in the proposal already exists in federal law. This proposal would not change the application of this section. Drawings are already typically copyrighted.

Assembly Action: **None**

ADM48-13

Committee Action: **Approved as Submitted**

Committee Reason: The proposal removes a vague laundry list and replaces it with a with a reference to specific requirements.

Assembly Action: **None**

ADM49-13

PART I - IADMIN

Committee Action: **Approved as Submitted**

Committee Reason: The added language clarifies when there is the same occupancy, but with a different level of activity. This proposal will coordinate with the IEBC change to the definition of Change of Occupancy.

Assembly Action: **None**

PART II - IRC

HEARD BY IRC COMMITTEE

Committee Action: **Approved as Submitted**

Committee Reason: The committee approved this code change proposal because they felt that it clarifies that a change in the existing occupancy does not grant a change in the existing use.

Assembly Action: **None**

ADM50-13

PART I - IADMIN

Committee Action: **Disapproved**

Committee Reason: The added language would substantially expand the responsibility of the code official. This would also create problems with the local appeals board jurisdiction and what they could or could not hear.

Assembly Action: **None**

PART II – IRC

HEARD BY IRC COMMITTEE

Committee Action: **Withdrawn by proponent**

Assembly Action: **None**

PART III – ISPSC

HEARD BY THE ISPSC COMMITTEE

Committee Action: **Disapproved**

Committee Reason: The proposal appears to require code officials to be responsible for enforcing state and federal laws. While this might be the code official's responsibility, it is not within the scope of the code to indicate such responsibilities.

Assembly Action: **None**

ADM51-13

PART I - IADMIN

Committee Action: **Disapproved**

Committee Reason: The term 'retrofit' is undefined. The term 'needs a permit' is redundant.

Assembly Action: **None**

**PART II – IECC – Commercial
HEARD BY IECC COMMERCIAL COMMITTEE**

Committee Action: **Approved as Submitted**

Committee Reason: The changes improve the definition of alteration to clarify that it includes changes to the building systems as well as the building, and that it includes retrofitting existing building elements.

Assembly Action: **None**

**PART III – IECC – Residential
HEARD BY IECC RESIDENTIAL COMMITTEE**

Committee Action: **Approved as Submitted**

Committee Reason: This is a needed change to clarify what constitutes an alteration.

Assembly Action: **None**

**PART IV - IRC
HEARD BY IRC COMMITTEE**

Committee Action: **Disapproved**

Committee Reason: The committee disapproved this code change proposal because there is no definition in the code for “retrofit.”

Assembly Action: **None**

**PART V - ISPSC
HEARD BY THE ISPSC COMMITTEE**

Committee Action: **Disapproved**

Committee Reason: The proposal appears to bring too much scope of coverage into this code that is only for coverage of pools and spas.

Assembly Action: **None**

ADM52-13

PART I - IADMIN

Committee Action: **Disapproved**

Committee Reason: The definition for alteration should be left broad. The additional sentence is not needed.

Assembly Action: **None**

**PART II – IECC – Commercial
HEARD BY IECC COMMERCIAL COMMITTEE**

Committee Action: **Disapproved**

Committee Reason: The committee preferred the revision of this definition which was approved in ADM51-13.

Assembly Action: **None**

**PART III – IECC – Residential
HEARD BY IECC RESIDENTIAL COMMITTEE**

Committee Action: **Disapproved**

Committee Reason: The provisions proposed are not needed in the IECC-Residential provisions.

Assembly Action: **None**

**PART IV - IRC
HEARD BY IRC COMMITTEE**

Committee Action: **Approved as Submitted**

The following is errata that was not posted to the ICC website.

Modify the proposal as follows:

ALTERATION. Any construction, ~~retrofit~~ or renovation to an existing structure other than repair or addition that requires a *permit*. Also, a change in an electrical or mechanical system that involves an extension, addition or change to the arrangement, type or purpose of the original installation that requires a *permit*.

Committee Reason: The committee approved this proposed code change because they felt that it provides clarity.

Assembly Action: **None**

**PART V - ISPSC
HEARD BY THE ISPSC COMMITTEE**

Committee Action: **Disapproved**

The following is errata that was not posted to the ICC website.

Modify the proposal as follows:

ALTERATION. Any construction, ~~retrofit~~ or renovation to an *existing aquatic vessel* other than repair or addition that requires a permit. Also, a change in an electrical or mechanical system that involves an extension, addition or change to the arrangement, type or purpose of the original installation that requires a *permit*.

Committee Reason: The proposal appears to bring too much scope of coverage into this code that is only for coverage of pools and spas.

Assembly Action: **None**

ADM53-13

PART I - IADMIN

Committee Action: **Disapproved**

Committee Reason: The phrase “or authority having jurisdiction” is covered in the definition of the code official. It does not need to be added to the definition of Approved.

Assembly Action: **None**

**PART II – IECC – Commercial
HEARD BY IECC COMMERCIAL COMMITTEE**

Committee Action: **Disapproved**

Committee Reason: The committee found that the changes did not improve the code.

Assembly Action: **None**

**PART III – IECC – Residential
HEARD BY IECC RESIDENTIAL COMMITTEE**

Committee Action: **Disapproved**

Committee Reason: The committee disapproved this, consistent with action taken on ADM55, heard prior to this proposal.

Assembly Action: **None**

**PART IV - IRC
HEARD BY IRC COMMITTEE**

Committee Action: **Disapproved**

Committee Reason: The committee disapproved this code change proposal because they felt that the building official is the authority having jurisdiction.

Assembly Action: **None**

ADM54-13

**PART I - IADMIN
Committee Action:**

Disapproved

Committee Reason: It is unclear how the change in the definition would affect the usage of 'code official' throughout the code.

Assembly Action: **None**

**PART II - IRC
HEARD BY IRC COMMITTEE**

Committee Action: **Disapproved**

Committee Reason: The committee disapproved this code change proposal because they felt that it creates confusion. The existing definitions for *code official* and *approved* already clarify this. This action is consistent with prior committee action on Proposal RB53 Part IV.

Assembly Action: **None**

ADM55-13

**PART I - IADMIN
Committee Action:**

Approved as Submitted

Committee Reason: The phrase 'authority having jurisdiction' is already addressed in the definition for code official, therefore, it can be removed from the definition for the term permit and approved. This revision would coordinate the codes and is preferred to the options for the term 'approved' offered in ADM53 and ADM 54.

Assembly Action: **None**

**PART II – IECC – Commercial
HEARD BY IECC COMMERCIAL COMMITTEE**

Committee Action: **Disapproved**

Committee Reason: Current text provides the code official guidance regarding what approved means and how something is 'approved'. This proposal removes that guidance.

Assembly Action: **None**

**PART III – IECC – Residential
HEARD BY IECC RESIDENTIAL COMMITTEE**

Committee Action: **Disapproved**

Committee Reason: The proposed text would diminish guidance to the code official regarding needed information for approval.

Assembly Action: **None**

**PART IV - IRC
HEARD BY IRC COMMITTEE**

Committee Action: **Disapproved**

Committee Reason: The committee disapproved this code change proposal because the authority having jurisdiction issues the permit and the building official is the representative of that authority.

Assembly Action: **None**

**PART V - ISPSC
HEARD BY THE ISPSC COMMITTEE**

Committee Action: **Disapproved**

Committee Reason: The permitting of pools might not be controlled by the building official. This proposal removes the flexibility for other authorities having jurisdiction to do permitting and to approve items.

Assembly Action: **None**

ADM56-13

HEARD BY THE IEBC COMMITTEE

Committee Action: **Approved as Submitted**

Committee Reason: The committee felt that the definition of approved should be contained within the IEBC as it is used throughout the document. Having this definition in the IEBC will reduce confusion as to who is to approve designs or construction in accordance with the IEBC. The Administrative committee directed that the definition entered into the IEBC will be consistent with the end resolution of the proposals to the definition of approved found in Part I of ADM 53, ADM 54 and ADM 55.

Assembly Action: **None**

ADM57-13

PART I - IADMIN

Committee Action: **Approved as Submitted**

Committee Reason: The term 'approved agency' should be consistent throughout the codes.

Assembly Action: **None**

**PART II – IECC – Commercial
HEARD BY IECC COMMERCIAL COMMITTEE**

Committee Action: **Approved as Submitted**

Committee Reason: Adding the definition for ‘approved agency’ provides a definition to a term already used in this code. This would also be consistent with the other International Codes.

Assembly Action: **None**

**PART III – IECC – Residential
HEARD BY IECC RESIDENTIAL COMMITTEE**

Committee Action: **Approved as Submitted**

Committee Reason: The proposal provides a consistent definition of ‘approved agency’ throughout all of the I-Codes.

Assembly Action: **None**

ADM58-13

**PART I - IADMIN
Committee Action:**

Disapproved

Committee Reason: This proposal was disapproved in favor of the language in ADM60. The codes should be consistent for the definition of ‘repair.’

Assembly Action: **None**

**PART II - IRC
HEARD BY IRC COMMITTEE**

Committee Action: **Disapproved**

Committee Reason: The committee disapproved this code change proposal because the proponent requested disapproval and because the committee preferred proposal ADM60.

Assembly Action: **None**

**PART III - ISPSC
HEARD BY THE ISPSC COMMITTEE**

Committee Action: **Disapproved**

Committee Reason: It is not necessary to have the word existing in the definition.

Assembly Action: **None**

ADM59-13

**PART I - IADMIN
Committee Action:**

Disapproved

Committee Reason: This proposal was disapproved in favor of the language in ADM60. The codes should be consistent for the definition of ‘repair.’

Assembly Action: **None**

**PART II - IRC
HEARD BY IRC COMMITTEE**

Committee Action: **Disapproved**

Committee Reason: The committee disapproved this code change proposal because they preferred the existing definition. Repair can be for other purposes than maintenance, but it is primarily for maintenance. The language in Proposal ADM60 Part IV is preferred.

Assembly Action: **None**

**PART III - ISPSC
HEARD BY THE ISPSC COMMITTEE**

Committee Action: **Disapproved**

Committee Reason: It is not necessary to have the word existing in the definition.

Assembly Action: **None**

ADM60-13

**PART I - IADMIN
Committee Action:**

Approved as Submitted

Committee Reason: The revision to the term 'repair' cleans up the difference between the terms repair and alteration. This proposal will also provide consistency throughout the code.

Assembly Action: **None**

**PART II – IECC – Commercial
HEARD BY IECC COMMERCIAL COMMITTEE**

Committee Action: **Approved as Submitted**

Committee Reason: The proposal results in the identical definition of repair in multiple International Codes.

Assembly Action: **None**

**PART III – IECC – Residential
HEARD BY IECC RESIDENTIAL COMMITTEE**

Committee Action: **Approved as Submitted**

Committee Reason: This proposed change would provide consistency with other I-Codes.

Assembly Action: **None**

**PART IV - IRC
HEARD BY IRC COMMITTEE**

Committee Action: **Approved as Submitted**

Committee Reason: The committee approved this proposed code change because they felt that it clarifies what the code is commonly interpreted to intend. This action is consistent with prior committee action on ADM60 Part I.

Assembly Action: **None**

**PART V - ISPSC
HEARD BY THE ISPSC COMMITTEE**

Committee Action: **Disapproved**

Committee Reason: The phrase "to correct damage" is too specific and unnecessary.

Assembly Action: **None**

ADM61-13

HEARD BY IRC COMMITTEE

Committee Action: **Disapproved**

Committee Reason: The committee disapproved this code change proposal because they felt that "open-space" is vague whereas "yard" and "public way" are defined. Open space does not necessarily mean open to the sky. While the definition for townhouse should be consistent between the IBC and the IRC, it is felt that the revision should be to the IBC version to use the defined terms of 'yard' and 'public way.'

Assembly Action: **None**

ADM62-13

Committee Action: **Approved as Modified**

Errata to this proposal is contained in the [Updates to the 2013 Proposed Changes](http://www.iccsafe.org/cs/codes/Documents/2012-2014Cycle/Proposed-B/00-CompleteGroupB-MonographUpdates.pdf) posted on the ICC website. Please go to <http://www.iccsafe.org/cs/codes/Documents/2012-2014Cycle/Proposed-B/00-CompleteGroupB-MonographUpdates.pdf> for more information

The following is errata that was not posted to the ICC website.

ASTM D5019, while withdrawn by ASTM, is still referenced in the IBC and IRC, so it will remain in the list of referenced standards. This standard will be removed from this update proposal.

ASTM		ASTM International	
Standard Reference Number	Title	Referenced in Code(s):	
D5019-07a	Specification for Reinforced CSM Polymeric Sheet Used in Roofing Membrane	IBC, IRC	

FM 4470 was indicated in the posted errata as being updated to 2013, however, the correct reference is 2012.

FM		FM Global	
Standard Reference Number	Title	Referenced in Code(s):	
FM 4470 2009 <u>2012</u>	Approval Standard for Single-Ply Polymer-Modified Bitumen Sheet, Built-Up Roof (BUR) and Liquid Applied Roof Assemblies for use in Class 1 and Noncombustible Roof Deck Construction.	IBC	

The following revisions are modifications to the proposal.

The following standards were in the automatic update code change proposals. Revise the referenced edition as follows.

AISI			American Iron and Steel Institute		
Standard Reference Number	Title	Referenced in Code(s):			
AISI S110-07/S1-09 (2012)	Standard for Seismic Design of Cold-Formed Steel Structural Systems-Special Moment Frames, 2007 with Supplement 1, dated 2009, (Reaffirmed 2012)	IBC			
AISI S210-07 (2012)	North American Standard for Cold-formed Steel Framing-Floor and Roof System Design, 2007, (Reaffirmed 2012)	IBC			
AISI S211-07/S1-12 (2012)	North American Standard for Cold-Formed Steel Framing-Wall Stud Design, 2007, including Supplement 1, dated 2012, (Reaffirmed 2012)	IBC			
AISI S212-07 (2012)	North American Standard for Cold-Formed Steel Framing-Header Design, 2007, (Reaffirmed 2012)	IBC			
AISI S213-07/S1-09 (2012)	North American Standard for Cold-Formed Steel Framing-Lateral Design, with Supplement 1, dated 2009, (Reaffirmed 2012)	IBC			
AISI S230-07-07/S2-08 /S3-12 (2012)	Standard for Cold-formed Steel Framing-Prescriptive Method for One- and Two-family Dwellings, 2007, with Supplement 2 3, dated 2008 dated 2012, (Reaffirmed 2012)	IBC, IRC			

The following standards will be removed from the automatic update code change proposal. The current edition will remain the referenced edition.

ACI			American Concrete Institute		
Standard Reference Number	Title	Referenced in Code(s):			
318-11	Building Code Requirements for Structural Concrete	IBC, IRC, ISPSC			

ICC			International Code Council		
Standard Reference Number	Title	Referenced in Code(s):			
ICC A117.1-2009	Accessible and Useable Buildings and Facilities	IBC, IEBC, IFC, IRC, IZC			

The following standard is not referenced and should be removed from the IMC Chapter 15.

NFPA			National Fire Protection Association		
Standard Reference Number	Title	Referenced in Code(s):			
NFPA 274-09	Standard Test Method to Evaluate Fire Performance Characteristics of Pipe Insulation	IMC			

Committee Reason: The proponent indicated that AISI standard references were not revised and updated, but were instead reviewed and reaffirmed in 2012. The committee agreed that it is important to clarify this in the reference.

The committee agreed that the edition of ACI 318 should remain at 2011 instead of being updated to 2014. The specific references to sections in the ACI 318 in the International Codes are coordinated with the 2011 edition. The 2014 edition will be substantially reformatted and renumbered. The 2014 edition must be finalized before it is possible to verify that the references will still be complete and accurate. Some of the revisions to references may be considered technical revisions. This correlation may need to be done as part of the Group A codes changes next cycle. If possible to address this in the public comments for Group B, it should be done.

The committee agreed that the edition of ICC A117.1 should remain 2009 instead of being updated to 2014. The ICC A117.1 is undergoing significant changes in relation to the sizes required for accessibility. At the time of the hearings, the standard has not yet reached the stage of a public draft. Once the revisions are finalized, the scoping requirements in the IBC must be reviewed to understand the full impact on spaces and buildings. Since some of the coordination may include revisions to the codes, the reference of the new edition should be delayed to allow for this coordination effort in the Group A and Group B code change cycles.

The proponent pointed out that NFPA 274 is no longer referenced anywhere in the IMC, however, it is

still included in the IMC Chapter 15. Rather than being included in the automatic update proposal, it should be removed from the IMC Chapter 15.

The committee approved the automatic updates for the remainder of the standards listed in the proposal. The proposed updates to the standard are consistent with the ICC policies for updates.

Analysis. A question was raised during the testimony regarding the updating of NFPA 70, National Electrical Code. NFPA 70 will be automatically updated from the 2011 edition to the 2014 edition. The ICC Board of Directors have identified NFPA 70 as a member of the ICC family of codes, therefore, it will not be indicated in the automatic update proposal.

Assembly Action

None

**PERFORMANCE CODE
REPORT OF THE COMMITTEE ACTION HEARING
RESULTS**

PC1-13

For staff analysis of the content of FEMA P-58 relative to CP#28, Section 3.6, please visit:
<http://www.iccsafe.org/cs/codes/Documents/2012-2014Cycle/Proposed-B/ProposedStandards.pdf>

This code change was heard by the IFC code development committee.

Committee Action: **Approved as Submitted**

Committee Reason: The addition of FEMA P-58 was felt to be a good tool for performance seismic design and should be included in the ICCPC.

Assembly Action: **None**

PC2-13

For staff analysis of the content of ASHRAE 105-2007 relative to CP#28, Section 3.6, please visit:
<http://www.iccsafe.org/cs/codes/Documents/2012-2014Cycle/Proposed-B/ProposedStandards.pdf>

This code change was heard by the IECC Commercial code development committee.

Committee Action: **Disapproved**

Committee Reason: The proposal was disapproved due to several concerns. First, this will create a potential book keeping problem for code officials. Additionally, the penalty requirements were felt to do little to improve the performance of buildings. Another concern was related to the fact that every jurisdiction will have a different level of performance.

Assembly Action: **None**

PC3-13

This code change was heard by the IECC Commercial code development committee.

Committee Action: **Disapproved**

Committee Reason: The concept of certificate of acceptance was felt to be unenforceable and there was a concern with the lack of penalty if the requirements were not met.

Assembly Action: **None**

PC4-13

This code change was heard by the IFC code development committee.

Committee Action:

Disapproved

Committee Reason: The proposal was disapproved as it was felt that the concept of "illumination" is specific enough that it needs to remain within the requirement. The term "visibility" was felt to be too general for the intent of this performance requirement.

Assembly Action:

None

2013 PROPOSED CHANGES TO THE INTERNATIONAL ENERGY CONSERVATION CODE - ENERGY

INTERNATIONAL COMMERCIAL ENERGY CONSERVATION CODE - COMMERCIAL COMMITTEE

Robert S. Austin - Chair
Code Specialist
NJ Department of Community Affairs
Division of Codes and Standards
Trenton, NJ

Ron Nickson
VP of Building Codes
National Multi Housing Council
Washington, DC

Gil Rossmiller– Vice Chair
Chief Building Official
Town of Parker, Colorado
Parker, CO

Ann L. Stanton
Building Codes Analyst
Florida Department of Business &
Professional Regulation
Tallahassee, FL

Chuck Anderson, PE
Regulatory Affairs Manager
Guardian Industries
Mineral Wells, WV

Adrienne Thomle
Senior Product Manager
Honeywell International
Golden Valley, MN

Joseph F. Andre
National Electrical Manufacturers Assoc.
Bothel, WA

Mike Winkler
Building Official
Holland Charter Township
Holland, MI

Laura Dwyer
Rep: National Association of Home
Builders
DuPont Building Knowledge Manager
DuPont Building Innovations
Wilmington, DE

Staff Secretariat:
Kermit Robinson
Senior Technical Staff
International Code Council
Los Angeles District Office
5360 Workman Mill Road
Whittier, CA 90601
Tel: 888/422-7233 ext: 3317
Fax: 562/699-4522
krobinson@iccsafe.org

Rhonda Harding-Hill
Energy Program Manager – Building
Codes
Oklahoma State Energy Office
Oklahoma City, OK

**INTERNATIONAL ENERGY CONSERVATION
CODE
REPORT OF THE COMMITTEE ACTION HEARING
RESULTS**

CE1-13

Part I of this code changes was heard by the Commercial Energy Conservation Code Development Committee and Part II was heard by the Residential Energy Conservation Code Development Committee.

**PART I – IECC - Commercial
Committee Action:**

Disapproved

Committee Reason: While the proponent's intent was to simplify the administrative provisions, the committee found them to be more complex. It contained many ambiguous terms which would made administration of the code difficult. There was redundancy of the scoping sections introduced by the proposal. Finally, there was no justification for the 5000 square foot threshold introduced into the existing building exceptions.

Assembly Action:

None

**PART II – IECC – Residential
Committee Action:**

Disapproved

Committee Reason: The proposal contains some technical flaws, particularly in the text related to above code programs.

Assembly Action:

None

CE2-13

Part I of this code changes was heard by the Commercial Energy Conservation Code Development Committee and Part II was heard by the Residential Energy Conservation Code Development Committee.

**PART I – IECC - Commercial
Committee Action:**

Approved as Submitted

Committee Reason: The proposal removes subjective terms from the code that do not provide guidance in use and application of the code.

Assembly Action:

None

**PART II – IECC – Residential
Committee Action:**

Approved as Submitted

Committee Reason: The proposal appropriately removes a subjective term.

Assembly Action:

None

CE3-13

Part I of this code changes was heard by the Commercial Energy Conservation Code Development Committee, Part II was heard by the Residential Energy Conservation Code Development Committee and Part III was heard by the Existing Buildings Code Development Committee.

PART I – IECC - Commercial

Committee Action: **Disapproved**

Committee Reason: Part I would only delete a portion of the existing building provisions from the Commercial portion of the IECC. Because the action of the Existing Buildings Committee was to reject placing the requirements in the *International Existing Building Code*, these provisions would be lost.

Assembly Action: **None**

PART II – IECC – Residential

Committee Action: **Disapproved**

Committee Reason: The provisions in this code are necessary energy conservation measures for all construction, including alterations, additions, and repairs. The IEBC is not always adopted at the same frequency of the IECC, therefore it is appropriate to leave these provisions in the IECC.

Assembly Action: **None**

PART III – IEBC

Committee Action: **Disapproved**

Committee Reason: The proposal was felt to be excessive for level 1 alterations. In addition, repairs should not be addressed within alteration level 1 requirements. There was also concern with the determination as to whether there was an increase in energy use. Also, the use of the term “renovation” is inconsistent with the IEBC terminology.

Assembly Action: **None**

CE4-13

Part I of this code changes was heard by the Commercial Energy Conservation Code Development Committee and Part II was heard by the Residential Energy Conservation Code Development Committee.

PART I – IECC - Commercial

Committee Action: **Approved as Modified**

Modify the proposal as follows:

REPAIR. The reconstruction or renewal of any part of an existing building ~~for the purpose of its maintenance.~~

(Portions of the code change not shown remain unchanged.)

Committee Reason: The proposal makes the existing building provisions of the IECC easier to use. It provides a future platform for other existing building provisions by allowing them to be in one place in the code rather than scattered in multiple locations. There was discussion that proposed Section C501.3 Maintenance did not belong in the IECC based on a lack of specific existing text requiring maintenance. The Committee modified the definition of repair because it felt the added text was not needed because it was simply adding a reason for 'repair'.

Assembly Action: **None**

**PART II – IECC – Residential
Committee Action:**

Approved as Submitted

Committee Reason: This code change proposal creates a needed framework for energy conservation requirements for existing buildings. This consolidates all existing building requirements in a single location and provides a framework for future development of regulations for existing buildings.

Assembly Action: **None**

CE5-13

Committee Action: **Disapproved**

Committee Reason: There was initial support of this proposal by the committee. They saw this as complimentary to the action taken to approve CE4-13 to create a new Existing Buildings chapter, with the elements of CE5 being added to provide additional guidance. The committee made modifications to the definition of repair as made in CE4 and also modified the proposal to remove the provisions on maintenance. Further modifications were discussed, but the committee felt that it would be better to address multiple modifications by public comment how CE5 would meld with CE4. There was also concern that ASHRAE 90.1 should not be referenced as a option within the existing building provisions, but that these provisions should stand on their own.

Assembly Action: **None**

CE6-13

Part I of this code changes was heard by the Commercial Energy Conservation Code Development Committee, Part II was heard by the Residential Energy Conservation Code Development Committee and Part III was heard by the Existing Buildings Code Development Committee.

**PART I – IECC - Commercial
Committee Action:**

Disapproved

Committee Reason: The proposal would not be compatible with actions taken to approve CE4-13.

Assembly Action: **None**

**PART II – IECC – Residential
Committee Action:**

Disapproved

Committee Reason: The committee believes that these requirements should remain in the IECC.

Assembly Action: **None**

PART III – IEBC

Committee Action:

Disapproved

Committee Reason: This provision for historic buildings was felt to be unnecessary and much of the proposal is addressed in the definition of historic buildings. Currently, Chapter 12 does not address energy and therefore compliance with the IECC would not be required.

Assembly Action: **None**

CE7-13

Part I of this code changes was heard by the Commercial Energy Conservation Code Development Committee and Part II was heard by the Residential Energy Conservation Code Development Committee.

**PART I – IECC - Commercial
Committee Action:**

Approved as Modified

Modify the proposal as follows:

C101.4.2 Historic buildings. The provisions of this code relating to the construction, repair, alteration, restoration and movement of structures, and change of occupancy shall not be mandatory for historic buildings. ~~No provision of this code shall be used to require the alteration of an historic building.~~

Section 202

HISTORIC BUILDING. Any building or structure that is one or more of the following:

1. Listed, or certified as eligible for listing by the State Historic Preservation Officer or the Keeper of the National Register of Historic Places;
2. Designated as historic under an applicable state or local law; or
3. Certified as a contributing resource within a National Register listed, state designated, or locally designated historic district.

Committee Reason: The revision provides a better format by providing an inclusive definition of historic buildings in Section 202 - definitions and then leaves the regulation of those historic buildings in active provisions of the code. The definition was modified to clarify that a historic district could also be created by a state in addition to a National or local designation. The second sentence of C101.4.2 was deleted because it was retained in CE4-13 and didn't need to be repeated in this section.

Assembly Action:

None

**PART II – IECC – Residential
Committee Action:**

Disapproved

Committee Reason: The committee preferred other code change proposals submitted that deal with historic buildings. (Note: CE8 was approved as submitted.)

Assembly Action:

None

CE8-13

Part I of this code changes was heard by the Commercial Energy Conservation Code Development Committee and Part II was heard by the Residential Energy Conservation Code Development Committee.

**PART I – IECC - Commercial
Committee Action:**

Disapproved

Committee Reason: The committee preferred the action taken to approve CE7-13.

Assembly Action:

None

**PART II – IECC – Residential
Committee Action:**

Approved as Submitted

Committee Reason: This change will allow some increases in energy efficiency in historic buildings when the installation does not affect the historic nature of the building.

Assembly Action:

None

CE9-13

Part I of this code changes was heard by the Commercial Energy Conservation Code Development Committee and Part II was heard by the Residential Energy Conservation Code Development Committee.

**PART I – IECC - Commercial
Committee Action:**

Disapproved

Committee Reason: In light of the approval of CE7-13, the proponent requested disapproval.

Assembly Action:

None

**PART II – IECC – Residential
Committee Action:**

Disapproved

Committee Reason: The proposed change would conflict with CE8-13, which was approved as submitted by the committee.

Assembly Action:

None

CE10-13

Part I of this code changes was heard by the Commercial Energy Conservation Code Development Committee and Part II was heard by the Residential Energy Conservation Code Development Committee.

**PART I – IECC - Commercial
Committee Action:**

Disapproved

Committee Reason: The committee preferred CE7-13 which it approved with modifications.

Assembly Action:

None

**PART II – IECC – Residential
Committee Action:**

Disapproved

Committee Reason: This proposal would conflict with previous action on CE8.

Assembly Action:

None

CE11-13

Part I of this code changes was heard by the Commercial Energy Conservation Code Development Committee and Part II was heard by the Residential Energy Conservation Code Development Committee.

**PART I – IECC - Commercial
Committee Action:**

Approved as Modified

Modify the proposal as follows:

3. Existing single pane fenestration assemblies with surface applied window film to reduce solar heat gain. Surface applied window film installed on existing single pane fenestration assemblies to reduce solar heat gain provided the code does not require the glazing or fenestration to be replaced.

Committee Reason: The modification revises the format of the exception to be similar to other exceptions and further clarifies that its only the application of film to existing fenestration that would be exempt. This alteration of adding film to existing fenestration should improve energy performance of existing assemblies. It should be allowed and not trigger full compliance for the fenestration when it is applied.

Assembly Action:

None

**PART II – IECC – Residential
Committee Action:**

Approved as Modified

Modify the proposal as follows:

3. Surface applied window film installed on existing single pane fenestration assemblies with surface applied window film to reduce solar heat gain provided the code does not require the glazing or fenestration assembly to be replaced.

Committee Reason: Surface applied window film can enhance solar heat gain reduction. This clarifies that, when it is used, the full compliance with the energy code is not required. The modification was necessary to make it clear that, when the code would require replacement windows, the requirements for new windows apply, and surface applied window film would not suffice in that scenario.

Assembly Action: **None**

CE12-13

Committee Action: **Disapproved**

Committee Reason: The proposal was felt to be too broad and could be abused. While the proponent expressed a need to allow people to address damage to fenestration, the committee felt that existing exceptions addressed that need. The provision could allow someone to 'replace' 25% one month, 25% the next month and in short order could replace all the buildings fenestration.

Assembly Action: **None**

CE13-13

Committee Action: **Disapproved**

Committee Reason: The committee expressed support for the concept of this proposal as well as the following. There is a strong need to provide better guidance on 'alterations' to existing roofing and to what extent energy conservation upgrades should be required. There was concern regarding creating a definition that was distinct from the roofing definition contained in the *International Building Code* and reflected in other proposals. The SEHPCAC was encouraged to work with other proponents to bring a workable proposal forward in public comment.

Assembly Action: **None**

CE14-13

Committee Action: **Disapproved**

Committee Reason: The proposal doesn't clarify the exception. The committee suggested that this be included in the considerations by SEHPCAC regarding potential fixes to CE13-13.

Assembly Action: **None**

CE15-13

Part I of this code changes was heard by the Commercial Energy Conservation Code Development Committee and Part II was heard by the Residential Energy Conservation Code Development Committee.

**PART I – IECC - Commercial
Committee Action:** **Disapproved**

Committee Reason: The committee felt that the proposal didn't bring sufficient clarity to the exceptions and might allow a large area of a roof to be 'reconstructed' without taking advantage of an opportunity to achieve

energy conservation improvements. The committee encouraged the SEHPCAC to try to bring consensus to this issue for the public comments.

Assembly Action: **None**

**PART II – IECC – Residential
Committee Action:** **Approved as Submitted**

Committee Reason: This language improves the clarity of the code regarding roofing repair and replacement.

Assembly Action: **None**

CE16-13

Part I of this code changes was heard by the Commercial Energy Conservation Code Development Committee and Part II was heard by the Residential Energy Conservation Code Development Committee.

**PART I – IECC - Commercial
Committee Action:** **Disapproved**

Committee Reason: The committee concluded that the proposal was not properly placed in the code. Further the second sentence was not regulation, but a definition.

Assembly Action: **None**

**PART II – IECC – Residential
Committee Action:** **Disapproved**

Committee Reason: This proposed change would appear in Chapter 1, which is the wrong location for this text. In addition, the language is confusing. In particular, the definition of attic bypass would appear to be so broad as to require sealing of the undercut of a door to the attic.

Assembly Action: **None**

CE17-13

Committee Action: **Disapproved**

Committee Reason: The committee found the text of the proposal to be too subjective. They felt that it could force upgrades in other parts of the mechanical system because one portion of the system was upgraded to the current code. While improvements to energy savings should be encouraged, this text would prove to be impractical.

Assembly Action: **None**

CE18-13

Committee Action: **Disapproved**

Committee Reason: The text of the proposal was too complex to be able to understand the full impact of its adoption. The committee was fearful of unintended consequences. The proposal mixed regulation of lighting and motors. It did not consistently use the term luminaires versus fixtures.

Assembly Action: **None**

CE19-13

Part I of this code changes was heard by the Commercial Energy Conservation Code Development Committee, Part II was heard by the Residential Energy Conservation Code Development Committee and Part III was heard by the Existing Buildings Code Development Committee.

PART I – IECC - Commercial Committee Action:

Disapproved

Committee Reason: Since Part III was not approved which would move the text to the IEBC, approval of this proposal would result in the loss of the provisions. CE4-13 provides a framework for treatment of existing buildings in a distinct chapter.

Assembly Action:

None

PART II – IECC – Residential Committee Action:

Disapproved

Committee Reason: The energy provisions related to alterations or change of use need to be located in the IECC.

Assembly Action:

None

PART III – IEBC Committee Action:

Disapproved

Committee Reason: The proposed requirements were felt excessive for an existing building undergoing a change of occupancy. The proposal would require that any increase in demand for fossil fuel or electrical energy would require compliance with the IECC. This would be difficult to measure and cause enforcements issues as the demand fluctuates over time.

Assembly Action:

None

CE20-13

Part I of this code changes was heard by the Commercial Energy Conservation Code Development Committee and Part II was heard by the Residential Energy Conservation Code Development Committee.

PART I – IECC - Commercial Committee Action:

Disapproved

Committee Reason: The committee found the language to be flawed and therefore would be difficult to enforce. The changes of occupancies listed are limited. Many are left out. Would it mean that a change from a warehouse to a restaurant would not require any energy improvements? Such was not found to be acceptable.

Assembly Action:

None

PART II – IECC – Residential Committee Action:

Approved as Modified

Modify the proposal as follows:

R101.4.4 Change in occupancy or use. Spaces undergoing a change in occupancy from an F, S or U occupancy to an occupancy other than F, S or U shall comply with this code. Any space that is converted to a dwelling unit or portion thereof, from another use or occupancy shall comply with this code.

Exception: Where the component performance building envelope option in Section C402.1.3 is used to comply with this section, the Proposed UA is permitted to be up to 110 percent of the Target UA. Where the simulated total building performance option in Section C407.3 R405 is used to comply with this section, the annual energy consumption cost of the proposed design is permitted to be 110 percent of the annual energy consumption cost otherwise allowed by Section C407.3 R405.3 and Section C401.2(3).

R101.4.5 (N1101.4) Change in space conditioning. Any nonconditioned space that is altered to become

conditioned space shall be required to be brought into full compliance with this code.

Exception: Exception: Where the component performance building envelope option in Section C402.1.3 is used to comply with this section, the Proposed UA is permitted to be up to 110 percent of the Target UA. Where the simulated total building performance option in Section C407.3 R405 is used to comply with this section, the annual energy consumption cost of the proposed design is permitted to be 110 percent of the annual energy consumption cost otherwise allowed by Section C407.3 R405.3 and Section C401.2 (3).

Committee Reason: The proposal clarifies the intent of the code and the exceptions provide additional flexibility. The modification provides succinct language applicable to the Residential Provisions.

Assembly Action: **None**

CE21-13

The following errata were not posted to the ICC website.

C101.4.7 Exempt buildings. Buildings exempt from the provisions of the *International Energy Conservation Code*, include buildings designed for purposes other than general space comfort conditioning. Any building where heating or cooling systems are provided which are designed for purposes other than general space comfort conditioning. Buildings included in this exemption include:

1. Electrical equipment switching buildings which provide space conditioning for equipment only and in which no operators work on a regular basis and are less 1,000 square feet.

Committee Action: **Disapproved**

Committee Reason: The committee felt that the proposal was too broad and could be used for many buildings not intended by the proponent. The 1000 square foot exemption was felt to be too large.

Assembly Action: **None**

CE22-13

Part I of this code changes was heard by the Commercial Energy Conservation Code Development Committee and Part II was heard by the Residential Energy Conservation Code Development Committee.

PART I – IECC - Commercial

Committee Action: **Disapproved**

Committee Reason: The proposal would harm the usefulness of this section for general administration of the code and specifically the consideration of alternate materials and methods. 'Intent' provides the code official a critical tool in the evaluation of compliance.

Assembly Action: **None**

PART II – IECC – Residential

Committee Action: **Disapproved**

Committee Reason: The proposed change would remove the flexibility that the code official needs to enforce this code.

Assembly Action: **None**

CE23-13

Part I of this code changes was heard by the Commercial Energy Conservation Code Development Committee and Part II was heard by the Residential Energy Conservation Code Development Committee.

**PART I – IECC - Commercial
Committee Action:**

Approved as Submitted

Committee Reason: The proposal removes a regulatory provision from the administration chapter and places it properly in the section regulating building envelope. The provision is an exception to compliance to the envelope standards for fully conditioned buildings.

Assembly Action:

None

**PART II – IECC – Residential
Committee Action:**

Approved as Submitted

Committee Reason: Moving this language from Chapter 1 to Chapter 4 is appropriate, and makes the code organization more logical, and the code easier to understand.

Assembly Action:

None

CE24-13

Committee Action:

Approved as Modified

Modify the proposal as follows:

GREENHOUSE. A structure or separate area of a building that maintains a specialized sunlit environment specific to essential for cultivation, protection or maintenance of plants.

(Portions of proposal not shown remain unchanged)

Committee Reason: The committee concluded that greenhouses as defined should be exempt from envelope provisions. Environments needed for plants would be difficult to achieve if full compliance with envelope provisions was mandated. The committee expressed concern that the separation from parts of a building which are conditioned for human use provide thermal isolation, but did not include such modification.

Assembly Action:

None

CE25-13

Committee Action:

Disapproved

Committee Reason: The committee felt that without a definition of agricultural building, the exception was too broad. For example a cold storage warehouse could be considered an agricultural building, yet it uses large amounts of energy and should not be exempted from meeting envelope standards.

Assembly Action:

None

CE26-13

Withdrawn by Proponent

CE27-13

Committee Action:

Approved as Modified

Modify the proposal as follows:

4. Have an average wall and roof U-factor less than ~~0.420~~ 0.200 in climate zones 1 through 5 and less than ~~0.200~~ 0.120 in climate zones 6 through 8.

(Portions of proposal not shown remain unchanged)

Committee Reason: Small equipment buildings are usually not intended for more than intermittent occupancy and such need to be provided with specific provisions. This proposal doesn't fully waive the envelope requirements, but provides a limited and qualified exemption. The modification corrected the U-factor numbers which had been reversed in the published proposal.

Assembly Action: **None**

CE28-13

Part I of this code changes was heard by the Commercial Energy Conservation Code Development Committee and Part II was heard by the Residential Energy Conservation Code Development Committee.

PART I – IECC - Commercial

Committee Action: **Disapproved**

Committee Reason: Consistent with the action taken on CE22-13. Intent is essential wording for this provision.

Assembly Action: **None**

PART II – IECC – Residential

Committee Action: **Disapproved**

Committee Reason: Consistent with the committee's disapproval of CE22.

Assembly Action: **None**

CE29-13

Part I of this code changes was heard by the Commercial Energy Conservation Code Development Committee and Part II was heard by the Residential Energy Conservation Code Development Committee.

PART I – IECC - Commercial

Committee Action: **Approved as Modified**

Modify the proposal as follows:

C102.1.1 Alternate programs. The code official or other authority having jurisdiction shall be permitted to deem a national, state or local energy efficiency program to meet or exceed the energy efficiency required by this code. Buildings approved in writing in such an energy efficiency program shall be considered in compliance with this code. The requirements identified as 'mandatory' in Chapter 4 shall be met.

(Balance of the proposal remains unchanged)

Committee Reason: While the code does provide the code official with the authority to approve alternate compliance methods, this proposal provides text which allows the code official to rely on the review and accreditation by others of equivalent or above code programs. This would be helpful to code officials and save their limited time. The text could help drive the development of accredited programs. Each such program provides flexibility for designers.

Assembly Action: **Disapproved**

PART II – IECC – Residential

Committee Action: **Disapproved**

Committee Reason: The proposal would remove mandatory requirements of this code. In addition, the committee believed the language of R102.2 to be open ended.

Assembly Action: **None**

CE30-13

Part I of this code changes was heard by the Commercial Energy Conservation Code Development Committee and Part II was heard by the Residential Energy Conservation Code Development Committee.

PART I – IECC - Commercial

Committee Action: **Disapproved**

Committee Reason: The code official authority needs to be retained. Committee action consistent with that taken by the Residential Energy Code Development Committee.

Assembly Action: **None**

PART II – IECC – Residential

Committee Action: **Disapproved**

Committee Reason: The code official is typically the representative that approves and provides permits and certificates of occupancy in the I-Codes. This proposal would be contrary to that, and provide inconsistency with the I-Codes.

Assembly Action: **None**

CE31-13

Part I of this code changes was heard by the Commercial Energy Conservation Code Development Committee and Part II was heard by the Residential Energy Conservation Code Development Committee.

PART I – IECC - Commercial

Committee Action: **Disapproved**

Committee Reason: The text is essential to making sure above code programs meet the minimum of the 'mandatory' code provisions. This text was also retained in the committee's approval of CE29-13.

Assembly Action: **None**

PART II – IECC – Residential

Committee Action: **Disapproved**

Committee Reason: The proposal would remove mandatory requirements of this code, which the committee believes are necessary to the approval of above code programs.

Assembly Action: **None**

CE32-13

Part I of this code changes was heard by the Commercial Energy Conservation Code Development Committee and Part II was heard by the Residential Energy Conservation Code Development Committee.

PART I – IECC - Commercial

Committee Action: **Disapproved**

Committee Reason: The proposal did not provide any clarification to the code. The committee felt that first listed requirement would make the provisions too restrictive. The proponent acknowledged that the 3rd item was unclear and would need to be revised.

Assembly Action: **None**

PART II – IECC – Residential

Committee Action:

Approved as Modified

Modify the proposal as follows:

3. Documentation and analysis shows that the requirements of this program to meet or exceed all of the energy efficiency requirements of this code; and

(Portions of proposal not shown remain unchanged)

Committee Reason: The proposal will provide some criteria for the code official to follow in approving above code programs. The modification was simply to remove language that could be incorrectly interpreted to mean that everything in the IECC is mandatory.

Assembly Action:

Disapproved

CE33-13

Part I of this code changes was heard by the Commercial Energy Conservation Code Development Committee and Part II was heard by the Residential Energy Conservation Code Development Committee.

PART I – IECC - Commercial

Committee Action:

Disapproved

Committee Reason: The committee felt this additional text was unneeded. The activities described are part of administration of the code on daily basis.

Assembly Action:

None

PART II – IECC – Residential

Committee Action:

Approved as Submitted

Committee Reason: The proposal installs a provision that is consistent with other I-Codes.

Assembly Action:

Disapproved

CE34-13

Part I of this code changes was heard by the Commercial Energy Conservation Code Development Committee and Part II was heard by the Residential Energy Conservation Code Development Committee.

PART I – IECC - Commercial

Committee Action:

Disapproved

Committee Reason: The code should not list other approved programs. Listing in the code would require this committee to review programs. Such is not the role of the committee and could become burdensome over time.

Assembly Action:

None

PART II – IECC – Residential

Committee Action:

Disapproved

Committee Reason: Homes utilizing ICC700 can be dealt with as alternative materials and methods in accordance with Section R102.1.1 as proposed in CE33 Part II.

Assembly Action:

None

CE35-13

Part I of this code changes was heard by the Commercial Energy Conservation Code Development Committee and Part II was heard by the Residential Energy Conservation Code Development Committee.

PART I – IECC - Commercial

Committee Action: **Disapproved**

Committee Reason: The committee felt the proposal would add too much detail to the code regarding the review of construction documents submitted in a permit application as well as the inspection process. Each jurisdiction needs to be able to construct their program within the broad parameters currently provided in the code. The committee felt it is inappropriate to have the design professional determine the inspections to be made.

Assembly Action: **None**

PART II – IECC – Residential

Committee Action: **Disapproved**

Committee Reason: This implies that a Registered Design Professional always be involved in the construction. This would require an RDP to state that an RDP is not required. The provisions are not necessary.

Assembly Action: **None**

CE36-13

Committee Action: **Approved as Submitted**

Committee Reason: Since the concept of daylight zones was recently added to the code, it needs to be added to the example listing of details to be shown on the submitted construction documents. The list format provides clarity to the code user.

Assembly Action: **None**

CE37-13

Part I of this code changes was heard by the Commercial Energy Conservation Code Development Committee and Part II was heard by the Residential Energy Conservation Code Development Committee.

PART I – IECC - Commercial

Committee Action: **Disapproved**

Committee Reason: The proponent requested disapproval in order to address issues raised by the Residential Energy Code Development Committee in its disapproval of the proposal.

Assembly Action: **None**

PART II – IECC – Residential

Committee Action: **Disapproved**

Committee Reason: This is confusing language that would serve to make application of the code more difficult.

Assembly Action: **None**

CE38-13

Part I of this code changes was heard by the Commercial Energy Conservation Code Development Committee and Part II was heard by the Residential Energy Conservation Code Development Committee.

PART I – IECC - Commercial

Committee Action: Disapproved

Committee Reason: The lists introduce confusion. Not all of the items listed are available for inspection at rough-in. The provision is overall too specific and doesn't allow the jurisdiction to determine its program based on available staffing.

Assembly Action: None

PART II – IECC – Residential

Committee Action: Disapproved

Committee Reason: This amount of detail is not required in the code. This material would be good for a handbook or commentary.

Assembly Action: None

CE39-13

Part I of this code changes was heard by the Commercial Energy Conservation Code Development Committee and Part II was heard by the Residential Energy Conservation Code Development Committee.

PART I – IECC - Commercial

Committee Action: Disapproved

Committee Reason: The proponent requested disapproval based on issues identified during the consideration of CE39-13 Part II.

Assembly Action: None

PART II – IECC – Residential

Committee Action: Disapproved

Committee Reason: Disapproval was requested by the proponent.

Assembly Action: None

CE40-13

Part I of this code changes was heard by the Commercial Energy Conservation Code Development Committee and Part II was heard by the Residential Energy Conservation Code Development Committee.

PART I – IECC - Commercial

Committee Action: Approved as Submitted

Committee Reason: Clearly and specifically states that inspections are required. Clearly allows the code official to use third party inspectors.

Assembly Action: None

**PART II – IECC – Residential
Committee Action:**

Approved as Submitted

Committee Reason: This clarifies that compliance with this code must be demonstrated prior to issuance of a certificate of occupancy.

Assembly Action: **None**

CE41-13

Part I of this code changes was heard by the Commercial Energy Conservation Code Development Committee and Part II was heard by the Residential Energy Conservation Code Development Committee.

**PART I – IECC - Commercial
Committee Action:**

Disapproved

Committee Reason: The committee felt there were too many concerns regarding the text to consider approving it rather than keeping the current very clear and concise text. Requiring each agency to do 'all' of the tests, etc, was too encompassing and would prevent specialized agencies to conduct specific aspects. There was concern that this would expose testing agencies to inappropriate release of proprietary information.

Assembly Action: **None**

**PART II – IECC – Residential
Committee Action:**

Disapproved

Committee Reason: This expands the code requirements beyond the original intent of this section, and is unnecessary. This also causes problems in areas where some flexibility is needed, such as small jurisdictions where testing agencies might not be easily attained, and testing might be appropriately performed by the HVAC Contractor.

Assembly Action: **None**

CE42-13

Committee Action: **Disapproved**

Committee Reason: The committee found the language of the proposal confusing. It doesn't add any clarity not provided by the current text.

Assembly Action: **None**

CE43-13

Part I of this code changes was heard by the Commercial Energy Conservation Code Development Committee and Part II was heard by the Residential Energy Conservation Code Development Committee.

**PART I – IECC - Commercial
Committee Action:**

Disapproved

Committee Reason: The committee was unsure that the text was redundant and whether it was this text that needed to be removed, or the text in Section C106.1.1.

Assembly Action: **None**

**PART II – IECC – Residential
Committee Action:**

Approved as Submitted

Committee Reason: This removes redundant language from the code.

Assembly Action:

None

CE44-13

Part I of this code changes was heard by the Commercial Energy Conservation Code Development Committee and Part II was heard by the Residential Energy Conservation Code Development Committee.

**PART I – IECC - Commercial
Committee Action:**

Approved as Submitted

Committee Reason: Simplifies adoption of the code. Often it is not code officials, or even the jurisdiction that sets fine amounts.

Assembly Action:

None

**PART II – IECC – Residential
Committee Action:**

Approved as Modified

Modify the proposal as follows:

R108.4 Failure to comply. Any person who shall continue any work after having been served with a stop work order, except such work as that person is directed to perform to remove a violation or unsafe condition, shall be liable subject to a fine as set by the applicable governing authority.

Committee Reason: This inset by the governing authority is often forgotten at the time of adoption. The language proposed accomplishes the intent of the code. The modification is simply to use language appropriate to the context.

Assembly Action:

None

CE45-13

The following errata were not posted to the ICC website. The values of 15 percent and 85 percent are the new proposed values and should have been underlined.

ABOVE-GRADE WALL. A wall more than 50 15 percent above grade ~~and enclosing conditioned space~~. This includes between-floor spandrels, peripheral edges of floors, roof and basement knee walls, dormer walls, gable end walls, walls enclosing a mansard roof and skylight shafts.

BASEMENT WALL. A wall 50 85 percent or more below grade ~~and enclosing conditioned space~~.

Committee Action:

Disapproved

Committee Reason: There needs to be a more comprehensive fix as identified in CE123-13 through CE125-13.

Assembly Action:

None

CE46-13

Part I of this code changes was heard by the Commercial Energy Conservation Code Development Committee and Part II was heard by the Residential Energy Conservation Code Development Committee.

**PART I – IECC - Commercial
Committee Action:**

Disapproved

Committee Reason: The text of the proposed definition doesn't bring clarity to the meaning of air barrier. The proposal also brings a technical requirement into the definition. Technical provisions do not belong in definitions.

Assembly Action:

None

**PART II – IECC – Residential
Committee Action:**

Disapproved

Committee Reason: The proposed definition for air barrier is written with detail requirements that do not belong in a definition. In addition, the term "thermal barrier" is used, which is a term used in the building code for a flame resistant assembly.

Assembly Action:

None

CE47-13

Part I of this code changes was heard by the Commercial Energy Conservation Code Development Committee; Part II was heard by the Residential Energy Conservation Code Development Committee and Part III was heard by the Residential Building Code Development Committee.

**PART I – IECC - Commercial
Committee Action:**

Disapproved

Committee Reason: The proposal would be unenforceable. The code official can not anticipate when adjacent tenant spaces would be vacant, and might be tempted to require thermal insulation in each and every tenant demising wall. The exterior envelope insulation would not be appropriate for interior walls. Placement of regulatory text in a definition is inappropriate.

Assembly Action:

None

**PART II – IECC – Residential
Committee Action:**

Disapproved

Committee Reason: There is no cost data justifying this additional amount of insulation. Contrary to the proponent's claim that there would be no impact on the cost of construction, it would appear that there must be an increase in the cost of construction. In addition, the application of the provision is not certain. For example, this could be taken to mean that insulation must be installed in a row house when the unit next door is for sale, and unoccupied.

Assembly Action:

None

**PART III – IRC
Committee Action:**

Disapproved

Committee Reason: The building thermal envelope is established in the design phase and an adjacent townhouse is assumed to be occupied.

Assembly Action:

None

CE48-13

Part I of this code changes was heard by the Commercial Energy Conservation Code Development Committee; Part II was heard by the Residential Energy Conservation Code Development Committee and Part III was heard by the Residential Building Code Development Committee.

**PART I – IECC - Commercial
Committee Action:**

Disapproved

Committee Reason: The proposal was related to CE37-13 which was also disapproved. The proposal needs additional clarity as the alignment suggested doesn't always occur.

Assembly Action:

None

**PART II – IECC – Residential
Committee Action:**

Disapproved

Committee Reason: The proposed revision to text is poorly worded. The proponent had good intentions, but the text does not clearly accomplish the intent.

Assembly Action:

None

**PART III – IRC
Committee Action:**

Disapproved

Committee Reason: The term 'alignment' is ambiguous and unenforceable. Also, the term 'thermal barrier' is confusing with the term already in use in the code.

Assembly Action:

None

CE49-13

Parts I and II of this code changes were heard by the Commercial Energy Conservation Code Development Committee and Part III was heard by the Residential Energy Conservation Code Development Committee.

**PART I – IECC - Commercial
Committee Action:**

Approved as Submitted

Committee Reason: The proposal provides a good definition for terms used in the code.

Assembly Action:

None

**PART II – IPC
Committee Action:**

Approved as Submitted

Committee Reason: The proposal provides a good definition for terms used in the code.

Assembly Action:

None

**PART III – IECC – Residential
Committee Action:**

Approved as Submitted

Committee Reason: This is an important definition to have in the code because these types of systems are used in buildings.

Assembly Action:

None

CE50-13

Part I of this code changes was heard by the Commercial Energy Conservation Code Development Committee; Part II was heard by the Residential Energy Conservation Code Development Committee and Part III was heard by the Residential Building Code Development Committee.

**PART I – IECC - Commercial
Committee Action:**

Approved as Modified

Modify the proposal as follows:

CLIMATE ZONE. A geographical region ~~that has been assigned~~ based on climatic criteria as specified in this code.

Committee Reason: The proposal was modified to clear state the zones are based on climatic criteria. The definition will provide consistency across the codes and clarifies the distinction between 'climate zone' and 'zone'.

Assembly Action:

None

**PART II – IECC – Residential
Committee Action:**

Approved as Modified

Modify the proposal as follows:

CLIMATE ZONE. A geographic region ~~that has been assigned~~ based on climatic criteria as specified in this code.

Committee Reason: This definition is needed in the energy code. The modification is to correct inappropriate implication that climatic criteria is chosen for a region.

Assembly Action:

None

**PART III – IRC
Committee Action:**

Approved as Modified

Modify the proposal as follows:

CLIMATE ZONE. A geographic region ~~that has been assigned~~ based on climatic criteria as specified in this code.

Committee Reason: This adds a needed definition and correlates with the IECC committee actions. The modification is to correct inappropriate implication that climatic criteria is chosen for a region.

Assembly Action:

None

CE51-13

Part I of this code changes was heard by the Commercial Energy Conservation Code Development Committee and Part II was heard by the Residential Energy Conservation Code Development Committee.

**PART I – IECC - Commercial
Committee Action:**

Disapproved

Committee Reason: The proposal doesn't clarify, but was felt to add confusion to the definition. There was concern that the text would have unintended consequences. The committee preferred the current, concise text.

Assembly Action:

None

PART II – IECC – Residential

Committee Action:

Disapproved

Committee Reason: The present definition of conditioned space is appropriate for the IECC.

Assembly Action:

Approved as Submitted

CE52-13

Part I of this code changes was heard by the Commercial Energy Conservation Code Development Committee and Part II was heard by the Residential Energy Conservation Code Development Committee.

PART I – IECC - Commercial

Committee Action:

Approved as Submitted

Committee Reason: The code needs to have a definition of this technique. The identical proposal was submitted independently by four proponents. The definition represents a consensus.

Assembly Action:

None

PART II – IECC – Residential

Committee Action:

Approved as Submitted

Committee Reason: The term “continuous insulation” is used extensively in the code and therefore a definition is needed.

Assembly Action:

None

CE53-13

Committee Action:

Disapproved

Committee Reason: The proposal brings in topics which are irrelevant to defining the term.

Assembly Action:

None

CE54-13

Committee Action:

Disapproved

Committee Reason: Because CE90-13 was not approved, both of these definitions are not needed in the code. In addition, the committee found the proposed text needed improvement to reflect actual practice.

Assembly Action:

None

CE55-13

Committee Action:

Approved as Submitted

Committee Reason: The proposal provides a definition needed to support the provisions added by the approval of CE234-13.

Assembly Action:

None

CE56-13

Committee Action:

Approved as Modified

Modify the proposal as follows:

ROOF REPAIR. Reconstruction or renewal of any part of an existing roof for the purpose of its maintenance.

(Balance of the proposal is unchanged.)

Committee Reason: The committee voted to disapprove CE13-13 through CE15-13 which were each trying to bring clarity to the roofing exceptions for existing buildings. The committee felt none of the proposals were ready and encouraged the SEHPCAC to help develop a consensus approach for public comment. The committee felt these 4 definitions should be considered as a framework for the discussion. They were approved despite the fact that all the terms are not currently used in the IECC. The definition of roof repair was modified consistent with the committee's earlier modification of the definition of repair.

Assembly Action:

None

CE57-13

Committee Action:

Approved as Submitted

Committee Reason: Definition is needed to support approval of CE294-13.

Assembly Action:

None

CE58-13

Part I of this code changes was heard by the Commercial Energy Conservation Code Development Committee and Part II was heard by the Residential Energy Conservation Code Development Committee.

PART I – IECC - Commercial

Committee Action:

Disapproved

Committee Reason: The committee found that the proposal didn't improve the code. It's actions were consistent with those taken by the Residential Energy Code Development Committee.

Assembly Action:

None

PART II – IECC – Residential

Committee Action:

Disapproved

Committee Reason: The proposed definition is not an improvement over the definition presently used in the code. It seems to be confusing skylights, which are assemblies, with glazing, which is a sheet of glass. The committee also felt that coordination with ASHRAE 90.1 is preferred in this context.

Assembly Action:

None

CE59-13

Part I of this code changes was heard by the Commercial Energy Conservation Code Development Committee and Part II was heard by the Residential Energy Conservation Code Development Committee.

PART I – IECC - Commercial

Committee Action:

Approved as Submitted

Committee Reason: The proposal fills in a gap in the definitions of fenestration.

Assembly Action:

None

PART II – IECC – Residential

Committee Action: **Disapproved**

Committee Reason: The IECC-Residential Provisions do not use the term “vertical fenestration.” In addition, the proposal would remove the definition of “fenestration”, which is a term used extensively in the Code.-

Assembly Action: **None**

CE60-13

Committee Action: **Disapproved**

Committee Reason: The parallel code format requires that both Residential and Commercial Codes be complete. The two codes will diverge, but the maps shouldn't. The committees will just need to be diligent in keeping the maps consistent.

Assembly Action: **None**

CE61-13

Part I of this code changes was heard by the Commercial Energy Conservation Code Development Committee and Part II was heard by the Residential Energy Conservation Code Development Committee.

PART I – IECC - Commercial

Committee Action: **Approved as Submitted**

Committee Reason: Broomfield County does exist. It needs to be listed.

Assembly Action: **None**

PART II – IECC – Residential

Committee Action: **Approved as Submitted**

Committee Reason: This makes a needed correction on the climate zone maps, to add a county that was missing from the list.

Assembly Action: **None**

CE62-13

Part I of this code changes was heard by the Commercial Energy Conservation Code Development Committee and Part II was heard by the Residential Energy Conservation Code Development Committee.

PART I – IECC - Commercial

Committee Action: **Approved as Submitted**

Committee Reason: The map inappropriate identifies 14 counties as both warm and 'humid', but at the same time 'dry'. This is a correction to the map.

Assembly Action: **None**

PART II – IECC – Residential

Committee Action: **Approved as Submitted**

Committee Reason: This makes a needed correction to the climate zone map in Texas, to fix a previous mistake.

Assembly Action: **None**

CE63-13

Part I of this code changes was heard by the Commercial Energy Conservation Code Development Committee and Part II was heard by the Residential Energy Conservation Code Development Committee.

**PART I – IECC - Commercial
Committee Action:**

Approved as Submitted

Committee Reason: The proposal was a companion proposal to CE67-13. CE67 established the proper testing method for the product. This proposal adds the labeling requirement for these products similar to labeling for other products.

Assembly Action:

None

**PART II – IECC – Residential
Committee Action:**

Approved as Submitted

Committee Reason: This adds needed information regarding labeling of insulated siding.

Assembly Action:

None

CE64-13

Part I of this code changes was heard by the Commercial Energy Conservation Code Development Committee and Part II was heard by the Residential Energy Conservation Code Development Committee.

For staff analysis of the content of ASTM C1224-11 relative to CP#28, Section 3.6, please visit: http://www.iccsafe.org:8888/cs/codes/Documents/2012-13cycle/Proposed-A/00a_updates.pdf

**PART I – IECC - Commercial
Committee Action:**

Disapproved

Committee Reason: The committee was concerned that this product was going to be approved by a unique testing standard distinct from other products. The proposal lacked a requirement that installation be per manufacturer's installation instructions.

Outside of the intent of this proposal to add an additional category of insulation to the two currently listed, the committee expressed concern that the code shouldn't be a listing service and that perhaps none of the specific products be included in the code.

Assembly Action:

None

**PART II – IECC – Residential
Committee Action:**

Disapproved

Committee Reason: There is unclear language in definition of reflective insulation— what is emittance? There is apparently some doubt regarding the efficacy of this product.

Assembly Action:

None

CE65-13

Part I of this code changes was heard by the Commercial Energy Conservation Code Development Committee and Part II was heard by the Residential Energy Conservation Code Development Committee.

For staff analysis of the content of ANSI/DASMA 105-2004 relative to CP#28, Section 3.6, please visit: http://www.iccsafe.org:8888/cs/codes/Documents/2012-13cycle/Proposed-A/00a_updates.pdf

**PART I – IECC - Commercial
Committee Action:**

Approved as Submitted

Committee Reason: The exception allows the use of an alternate test method for garage doors. The tests are considered to be equivalent in the results provided.

Assembly Action:

None

**PART II – IECC – Residential
Committee Action:**

Approved as Submitted

Committee Reason: The proposal installs an exception that is needed for garage doors.

Assembly Action:

None

CE66-13

Part I of this code changes was heard by the Commercial Energy Conservation Code Development Committee and Part II was heard by the Residential Energy Conservation Code Development Committee.

**PART I – IECC - Commercial
Committee Action:**

Disapproved

Committee Reason: Without any specific provisions which would apply uniquely to a tropical climate zone, there is no need for it to be created. Applying such a tropical zone to all of the island of Hawai'i is in appropriate as the range of elevations on the island result in a range of climate zones.

Assembly Action:

None

**PART II – IECC – Residential
Committee Action:**

Approved as Submitted

Committee Reason: This installs energy saving options appropriate for a unique climate zone.

Assembly Action:

None

CE67-13

For staff analysis of the content of ASTM C1363-11 relative to CP#28, Section 3.6, please visit: http://www.iccsafe.org:8888/cs/codes/Documents/2012-13cycle/Proposed-A/00a_updates.pdf

Part I of this code changes was heard by the Commercial Energy Conservation Code Development Committee and Part II was heard by the Residential Energy Conservation Code Development Committee.

**PART I – IECC - Commercial
Committee Action:**

Approved as Submitted

Committee Reason: The proposal establishes, in the code, the proper test method for these products. It is consistent for this class of materials.

Assembly Action:

None

PART II – IECC – Residential

Committee Action:

Approved as Submitted

Committee Reason: This proposal adds requirements for a product that is currently referenced in the code.

Assembly Action:

None

CE68-13

Part I of this code changes was heard by the Commercial Energy Conservation Code Development Committee and Part II was heard by the Residential Energy Conservation Code Development Committee.

PART I – IECC - Commercial

Committee Action:

Disapproved

Committee Reason: Proponent requested disapproval. Action to approve CE67-13 was preferred.

Assembly Action:

None

PART II – IECC – Residential

Committee Action:

Disapproved

Committee Reason: This proposal was disapproved at the proponent's request. In addition, it would remove a needed standard for an insulating product.

Assembly Action:

None

CE69-13

Committee Action:

Disapproved

Committee Reason: The committee was concerned that adding 'building sites' was too broad and might be confusing. They did not want to see site elements regulated not currently covered by the code, but they recognized that the site may be the location of systems or portions of systems that service the building.

Assembly Action:

None

CE70-13

Committee Action:

Disapproved

Committee Reason: The committee felt that ASHRAE 90.1 needs to be retained as a compliance option as a total document. There are also many segments of the code that rely on ASHRAE 90.1 as a background. Decoupling the Standard from the code is more complex than a simple deletion in this section.

Assembly Action:

None

CE71-13

Committee Action:

Disapproved

Committee Reason: The committee was not convinced that the provisions requiring additional savings should be removed. The provisions provide choices to the designers in meeting the additional stringency that is not present in other portions of the code.

Assembly Action:

None

CE72-13

Committee Action: **Disapproved**

Committee Reason: Consistent with the action taken on CE71-13, the committee disapproved this proposal.

Assembly Action: **None**

CE73-13

Committee Action: **Disapproved**

Committee Reason: The committee found the proposal to be unacceptable because it would remove control of the performance option from ICC's control and would reference a standard which is still not complete. The proposal includes no differentiation based on class of buildings or climate zones. When refined, it might be suitable as another performance option, but not as a replacement to the current provisions.

Assembly Action: **None**

CE74-13

For staff analysis of the content of ISO50001-2011 relative to CP#28, Section 3.6, please visit:
http://www.iccsafe.org:8888/cs/codes/Documents/2012-13cycle/Proposed-A/00a_updates.pdf.

Committee Action: **Disapproved**

Committee Reason: The proposed standard is only an energy management standard that would apply to a building once constructed. It contains no standards for the construction of a building.

Assembly Action: **None**

CE75-13

Committee Action: **Approved as Submitted**

Committee Reason: The proposal was approved so that the code provides direction on replacement fenestration. The committee did express concern that provision was overly restrictive where only one or a few windows were replaced, resulting in unmatched fenestration on a building's facade.

Assembly Action: **None**

CE76-13

Committee Action: **Disapproved**

Committee Reason: The committee felt that the proposal was incomplete and that it was inappropriate to make it a universal requirement, applicable to all zones.

Assembly Action: **None**

CE77-13

Committee Action: **Approved as Submitted**

Committee Reason: The proposal clarifies the application of the different methods of the code for building envelope. It clearly distinguishing in the text the difference in the R-value based method from the U-, C- and F-factor based methodology. Clearly links the code to the related tables.

Assembly Action: **None**

CE78-13

Committee Action: **Disapproved**

Committee Reason: The proponent requested disapproval of the proposal. Committee took action to approve CE77-13 which addressed reorganization of these provisions.

Assembly Action: **None**

CE79-13

Committee Action: **Approved as Submitted**

The following errata were not posted to the ICC website.

Modify proposal as follows:

C402.1.1 Insulation and fenestration criteria. The building thermal envelope shall meet the requirements of Tables C402.1.1 and C402.3 based on the climate zone specified in Chapter 3. Commercial buildings or portions of commercial buildings enclosing Group R occupancies shall use the *R*-values from the "Group R" column of Table C402.1.1. Commercial buildings or portions of commercial buildings enclosing occupancies other than Group R shall use the *R*-values from the "All other" column of Table ~~C402.1.2~~ C402.1.1. Buildings with a vertical fenestration area or skylight area that exceeds that allowed in Table C402.3 shall comply with the building envelope provisions of ANSI/ASHRAE/IESNA 90.1.

(Portions of proposal not shown remain unchanged)

Committee Reason: Corrects the numbering of the tables to be consistent with the section in which they are first mentioned.

Assembly Action: **None**

CE80-13

Committee Action: **Disapproved**

Committee Reason: Consistent with the action taken on CE77-13, this proposal was disapproved.

Assembly Action: **None**

CE81-13

Committee Action: **Approved as Submitted**

Committee Reason: The import of this change is to make sure that compliance is not only with the tables but with the related sections of the code. The committee was concerned that the text of this proposal and CE77-13 conflict and hopefully will be resolved in public comment.

Assembly Action: **None**

CE82-13

Committee Action: **Approved as Submitted**

Committee Reason: The proposal clarifies the code by making sure that both methodologies include text regarding the below grade walls.

Assembly Action: **None**

CE83-13

Committee Action: **Disapproved**

Committee Reason: The proposal introduces confusing text. The existing text already sufficiently addresses the issue.

Assembly Action: **None**

CE84-13

Part I of this code changes was heard by the Commercial Energy Conservation Code Development Committee and Part II was heard by the Residential Energy Conservation Code Development Committee.

PART I – IECC - Commercial

Committee Action: **Disapproved**

Committee Reason: The proponent requested disapproval in order to develop a public comment which will address issues raised during the consideration of Part II.

Assembly Action: **None**

PART II – IECC – Residential

Committee Action: **Disapproved**

Committee Reason: The committee agrees that better guidance is needed on the description of an airspace that qualifies as contributing to a U-Factor of an assembly. However, there seems to be differences of opinion as to whether the details need to be so restrictive as described for an “ideal airspace” in the proposal. In addition, this information is better placed in a handbook or commentary.

Assembly Action: **None**

CE85-13

Committee Action: **Approved as Submitted**

Committee Reason: Provides a methodology to calculate U-factors not currently in the code for steel frame construction.

Assembly Action: **None**

CE86-13

Committee Action: **Disapproved**

Committee Reason: Committee expressed early preferences for either CE87-13 or CE88-13.

Assembly Action: **None**

CE87-13

Committee Action: **Disapproved**

Committee Reason: While there was support for the need to get this approach explicitly in the code, the committee disapproved this proposal in favor of the more detailed approach found in CE88-13.

Assembly Action: **None**

CE88-13

Committee Action: **Disapproved**

Committee Reason: Three proposals (CE86 through CE88-13) proposed different ways to allow a UA tradeoff approach. The committee felt that the formula may be too complicated for those without engineering background to be able to enforce. There was concern that not all elements of the design are properly captured.

Assembly Action: **None**

CE89-13

Committee Action: **Disapproved**

The following errata were not posted to the ICC website. The headers of both tables should read as follows in Climate Zones 4 and 5.

Climate Zone	4 Except Marine	5 And Marine 4
--------------	--------------------	-------------------

Committee Reason: The debate revealed that the metrics used to determine the values in the table were not consistently applied, therefore there were errors.

Assembly Action: **None**

CE90-13

Committee Action: **Disapproved**

Committee Reason: The committee was uncomfortable with the reductions in stringency included in the proposal. The committee was also not willing to approve increases in stringency at this time. There was uncertainty if the cost analysis looked at each change, up or down, or whether it looked at the combined effect.

Assembly Action: **None**

CE91-13

Committee Action: **Disapproved**

Committee Reason: The committee concluded that the current minimums in the code are adequate and there is no need to increase stringency at this time.

Assembly Action: **None**

CE92-13

Committee Action: **Disapproved**

Committee Reason: The committee concluded that the proposal, like CE91-13 was increasing stringency which they could not support.

Assembly Action: **None**

CE93-13

Committee Action: **Disapproved**

Committee Reason: Based on prior actions regarding stringencies in this table, the proponent requested disapproval.

Assembly Action: **None**

CE94-13

Committee Action:

Approved as Submitted

Committee Reason: The proposal corrects values in the table.

Assembly Action:

None

CE95-13

Committee Action:

Approved as Submitted

Committee Reason: The proposal corrects values in the table. Action consistent with approval of CE95-13.

Assembly Action:

None

CE96-13

Committee Action:

Approved as Submitted

The following errata were not posted to the ICC website. The first printing of the 2012 IECC has an incorrect value in the second 'definition' of mass floors. It shows 12 pcf where 120 is the correct value. The changes below reflect the correct value.

**TABLE C402.1.2
OPAQUE THERMAL ENVELOPE ASSEMBLY REQUIREMENTS^a**

- c. "Mass floors" shall include floors weighing not less than:
1. 35 psf (170 kg/m²) of floor surface area; or
 2. 25 psf (120 kg/m²) of floor surface area where the material weight is not more than ~~42~~ 120 pounds per cubic foot (pcf) (1900 kg/m³).

**TABLE C402.2
OPAQUE THERMAL ENVELOPE REQUIREMENTS^a**

- f. "Mass floors" shall include floors weighing not less than:
1. 35 psf (170 kg/m²) of floor surface area; or
 2. 25 psf (120 kg/m²) of floor surface area where the material weight is not more than ~~42~~ 120 pounds per cubic foot (pcf) (1900 kg/m³).

C402.2.5 Floors over outdoor air or unconditioned space. The thermal properties (component R-values or assembly U-, C- or F-factors) resistance (R-value) of the insulating material installed either between the floor framing or continuously on the floor assembly of floor assemblies over outdoor air or unconditioned space shall be as specified in Table C402.1.2 or C402.2, based on the construction materials used in the floor assembly. "Mass floors" shall include floors weighing not less than:

1. ~~35 psf (170 kg/m²) of floor surface area; or~~
2. ~~25 psf (120 kg/m²) of floor surface area if the material weight is not more than 120 pcf (1,900 kg/m³).~~

(Portions of proposal not shown remain unchanged)

Committee Reason: The proposal clarifies the application of the values in both tables, by providing a description of what are mass walls as a footnote to the tables. It replaces text which is somewhat disconnected in a section of the code.

Assembly Action:

None

CE97-13

Committee Action:

Disapproved

Committee Reason: The proponent asked for disapproval in order to prepare a public comment to address errors in the proposal.

Assembly Action:

None

CE98-13

Committee Action:

Disapproved

Committee Reason: While the proposal is based on analysis conducted for the BB addendum to the ASHRAE 90.1 standard, the proposal only picked a few of the BB factors to bring forward. The result would appear to favor one industry over another.

Assembly Action:

None

CE99-13

Committee Action:

Approved as Submitted

Committee Reason: The proposal provides a cavity only option for the colder climate zones. It does not appear to favor one product type over another. There would appear to be a minor reduction in stringency in the colder climates.

Assembly Action:

None

CE100-13

Committee Action:

Approved as Modified

Modify as follows:

**TABLE C402.1.2
OPAQUE THERMAL ENVELOPE ASSEMBLY REQUIREMENTS^a**

CLIMATE ZONE	4 EXCEPT MARINE		5 AND MARINE 4		6		7		8	
	All other	Group R	All other	Group R	All other	Group R	All other	Group R	All other	Group R
Heated slabs	F-0.860	F-0.860	F-0.079 F-0.790	F-0.079 F-0.790	F-0.079 F-0.688	F-0.688	F-0.688	F-0.688	F-0.688	F-0.688

(Portions of proposal not shown remain unchanged)

Committee Reason: The proposal was modified to correct the value in 3 cells which were errors identified in the original submittal by the proponent. The values are coordinated with ASHRAE 90.1. Existing values don't reflect the current values in the R-value table, which aren't being changed. The proposal corrects the F-factors to align with current R-values.

Assembly Action:

None

CE101-13

Committee Action:

Approved as Submitted

Committee Reason: The proposal provides clarification of the table without introducing any technical changes. The result should be easier enforcement.

Assembly Action:

None

CE102-13

Committee Action:

Disapproved

Committee Reason: The text of the footnotes could change how the tables are used.

Assembly Action:

None

CE103-13

Committee Action: **Approved as Submitted**

Committee Reason: The proposal provides clarification to the table without resulting in any technical changes.

Assembly Action: **None**

CE104-13

For staff analysis of the content of ASTM C1363-11 relative to CP#28, Section 3.6, please visit:
http://www.iccsafe.org:8888/cs/codes/Documents/2012-13cycle/Proposed-A/00a_updates.pdf.

Committee Action: **Approved as Modified**

Modify the proposal as follows:

- b. Opaque assembly U factors based on designs tested in accordance with ASTM C1363 shall be permitted. ~~Modifications to the test results~~ The R-value of continuous insulation shall be permitted to be added to or subtracted from based on the addition or subtraction of building components on the exterior of the framing of the original tested design.

(Portions of proposal not shown remain unchanged)

Committee Reason: The change brings into the code the proper test procedure for hot box laboratory tests of opaque assemblies.

Assembly Action: **None**

CE105-13

Committee Action: **Approved as Submitted**

Committee Reason: Provides clarification of the envelope provisions of the code without any technical changes.

Assembly Action: **None**

CE106-13

Committee Action: **Approved as Submitted**

Committee Reason: Provides clarification of the code by moving key text into a footnote format of the table. The change does not change any technical standards. The action is a companion piece to CE96-13.

Assembly Action: **None**

CE107-13

Committee Action: **Disapproved**

Committee Reason: The committee felt that there are multiple methods to meet the performance levels and simply eliminating the continuous insulation sets up a discrepancy between the R-values and the U-factors.

Assembly Action: **None**

CE108-13

Committee Action: **Disapproved**

Committee Reason: Consistent with the disapproval of CE107-13, the committee found that this proposal would also reduce R-values in even colder climate zones than addressed in CE107.

Assembly Action: **None**

CE109-13

Committee Action: **Approved as Submitted**

Committee Reason: The proposal corrects an error in the table. Thermal blocks should not be required for metal building construction.

Assembly Action: **None**

CE110-13

Committee Action: **Approved as Submitted**

Committee Reason: The proposal aligns the R-value and U-factor for this cell of the tables.

Assembly Action: **None**

CE111-13

Committee Action: **Approved as Submitted**

Committee Reason: The proposal replaces an out-of-date term with one now consistently used in the industry.

Assembly Action: **None**

CE112-13

Committee Action: **Disapproved**

Committee Reason: The proposal was disapproved because the difficulty that averaging R-values would introduce. It was questioned that R-values can be averaged and putting text to that effect in the code would be misleading. CE115-13 allows averaging of thickness which is clearer.

Assembly Action: **None**

CE113-13

Committee Action: **Disapproved**

Committee Reason: The language was found to be confusing. While the proponent stated it was not their intent to require multiple layers, the proposed text would seem to require.

Assembly Action: **None**

CE114-13

Committee Action: **Approved as Submitted**

Committee Reason: The proposal provides a technical correction to the wording for the referenced standard and the required listing of assemblies.

Assembly Action: **None**

CE115-13

Committee Action: **Approved as Submitted**

Committee Reason: The proposal clarifies how compliance should be determined when insulation is tapered.

Assembly Action: **None**

CE116-13

Committee Action: **Disapproved**

Committee Reason: The committee was opposed to this increase in stringency represented by adding Climate Zone 4 to this requirement.

Assembly Action: **None**

CE117-13

Committee Action: **Approved as Submitted**

Committee Reason: The proposal relocates the requirements for solar reflectance so that it isn't confused with envelope provisions. The roofing solar reflectance is a distinct requirement.

Assembly Action: **None**

CE118-13

Committee Action: **Approved as Submitted**

Committee Reason: The proposal adds a welcome definition and should eliminate confusion between the IECC and the *International Residential Code* regarding low sloped roofs.

Assembly Action: **None**

CE119-13

For staff analysis of the content of ANSI/CRR-1-2012 relative to CP#28, Section 3.6, please visit:
http://www.iccsafe.org:8888/cs/codes/Documents/2012-13cycle/Proposed-A/00a_updates.pdf

Committee Action: **Approved as Submitted**

Committee Reason: The committee approved this proposal to confirm the action taken in CE121 to add the CRR-1 Standard as well as retain the existing standards.

Assembly Action: **None**

CE120-13

For staff analysis of the content of ANSI/CRR-1-2012 relative to CP#28, Section 3.6, please visit:
http://www.iccsafe.org:8888/cs/codes/Documents/2012-13cycle/Proposed-A/00a_updates.pdf

Committee Action: **Disapproved**

Committee Reason: The approval of CE121 and CE122-13 make this proposal unnecessary.

Assembly Action: **None**

CE121-13

For staff analysis of the content of ANSI/CRR-1-2012 relative to CP#28, Section 3.6, please visit:
http://www.iccsafe.org:8888/cs/codes/Documents/2012-13cycle/Proposed-A/00a_updates.pdf

Committee Action: **Approved as Modified**

Modify the proposal as follows:

- b. Aged solar reflectance tested in accordance with ASTM C 1549, ASTM E 903, ASTM E 1918 or CRR-1.
- c. Aged thermal emittance tested in accordance with ASTM C 1371, ASTM E 408 or CRR-1.

(Portions of proposal not shown remain unchanged)

Committee Reason: The modification retains the existing testing standards so that products which had been tested under them don't need to be retested under CRR-1. The proposal was accepted by the committee as providing a method by which aged solar reflectance can be determined where testing hasn't been completed. The proposal is a compatible addition to the revision to the section approved in CE122-13.

Assembly Action: **None**

CE122-13

For staff analysis of the content of ANSI/CRR-1-2012 relative to CP#28, Section 3.6, please visit:
http://www.iccsafe.org:8888/cs/codes/Documents/2012-13cycle/Proposed-A/00a_updates.pdf

Committee Action: **Approved as Submitted**

Committee Reason: The committee was concerned, based on testimony that key technical issues were not addressed in the proposal and that some existing products could be put at a disadvantage. The proposal was approved based on it being a good reorganization of the requirements in a concise, readable format as well and because it added the CRR1 standard.

Assembly Action: **None**

CE123-13

Committee Action: **Disapproved**

Committee Reason: The text being translated into definitions makes a distinction between above grade and below grade walls at 85 to 15%. The definition of basement wall is 50%. The committee was concerned that the changes to the definition would change how the tables are applied.

Assembly Action: **None**

CE124-13

Committee Action: **Disapproved**

Committee Reason: As with CE123-13, the committee is concerned that the existing definitions of above grade wall and basement wall and introduction of these two new definitions will result in confusion in application of the code. While the committee did approve a modification to remove the definition of Above Grade Wall, in the end there remained unresolved issues.

Assembly Action: **Approved as Modified**

Modify the proposal as follows:

ABOVE-GRADE WALL. A wall more than 50 percent above grade and enclosing conditioned space. This includes between-floor spandrels, peripheral edges of floors, roof and basement knee walls, dormer walls, gable end walls, walls enclosing a mansard roof and skylight shafts.

(Portions of proposal not shown remain unchanged)

CE125-13

Committee Action: **Disapproved**

Committee Reason: The committee felt that this did not provide a solution to the issues identified in this proposal as well as CE123-13 and CE124-13. There was concern that moving the text into the table headers was confusing the issue. The committee encouraged the parties to work with SEHPCAC to develop a comprehensive public comment.

Assembly Action: **None**

CE126-13

Committee Action: **Approved as Submitted**

Committee Reason: The committee found the changes to improve the readability of the code provisions.

Assembly Action: **None**

CE127-13

Part I of this code changes was heard by the Commercial Energy Conservation Code Development Committee and Part II was heard by the Residential Energy Conservation Code Development Committee.

**PART I – IECC - Commercial
Committee Action:**

Disapproved

Committee Reason: The lead in language is that mass walls are those that weigh a certain amount, but the proposed text is not a measurement of weight. There was concern that the proposal contained the correct factor for the heat capacity. The proposal needs to be reformatted.

Assembly Action:

None

**PART II – IECC – Residential
Committee Action:**

Approved as Submitted

Committee Reason: This proposed text defining mass walls is consistent with the IRC.

Assembly Action:

None

CE128-13

Committee Action:

Approved as Submitted

Committee Reason: The proposal clarifies the text and therefore the application of the code.

Assembly Action:

None

CE129-13

Committee Action:

Approved as Modified

Modify the proposal as follows:

C402.2.5 Floors. Floor framing cavity insulation or structural slab insulation shall be installed to maintain permanent contact with the underside of the subfloor decking or structural slabs. The minimum thermal resistance (R-value) of the insulating material installed either between the floor framing or continuously on the floor assembly shall be as specified in Table C402.2, based on construction materials used in the floor assembly.

Exception: The floor framing cavity insulation or structural slab insulation shall be permitted to be in contact with the topside of sheathing or continuous insulation installed on the bottom side of floor assemblies framing where combined with insulation that meets or exceeds the minimum Metal framed or Wood framed or other Walls, Above Grade, R-value specified in Table C402.1.2 and that extends from the bottom to the top of all perimeter floor framing or floor assembly members.

"Mass floors" shall include floors weighing not less than:

1. 35 psf (170 kg/m²) of floor surface area; or
2. 25 psf (120 kg/m²) of floor surface area if the material weight is not more than 120 pcf (1,900 kg/m³).

Committee Reason: The modification restores existing text that the proponent did not intend to delete. The new provisions provide a practical solution to floor construction.

Assembly Action:

None

CE130-13

Committee Action:

Approved as Modified

Modify the proposal as follows:

C402.2.5 Floors over outdoor air or unconditioned space. The minimum thermal resistance (R-value) of the insulating materials installed either between the floor framing or continuously on the floor assembly shall be as

specified in Table C402.2, based on construction materials used in the floor assembly.—Insulation applied on the underside of the floor assembly facing outdoor air or unconditioned space shall be installed to maintain permanent contact with the underside of the floor assembly.

Exception: Insulation applied to the underside of concrete floor slabs shall be permitted an air space of not more than 1 inch where it turns up and is in contact with the underside of the floor under walls associated with the *building thermal envelope*.

Committee Reason: The proponent requested that the changes to the main paragraph be eliminated from this proposal because the changes provided in CE129-13 are preferred. Therefore this proposal is simply to add the exception for concrete slab insulation and to provide a second exception after that was approved in CE129. The committee agreed that the exception was needed to address concrete slab construction.

Assembly Action: **None**

CE131-13

Committee Action: **Disapproved**

Committee Reason: The proposal was found to be confusing, especially the proposed section title. F-factor is not addressed.

Assembly Action: **None**

CE132-13

Committee Action: **Disapproved**

Committee Reason: The committee felt that the proposed exceptions would result in too much energy loss unless there were better limitations provided for the use and operation of such doors.

Assembly Action: **None**

CE133-13

Committee Action: **Approved as Submitted**

Committee Reason: The proposal provides clarity to the code. The definition of this feature is essential.

Assembly Action: **None**

CE134-13

Committee Action: **Approved as Submitted**

Committee Reason: The proposal clarifies the placement of insulation and improves the enforceability of the code.

Assembly Action: **None**

CE135-13

Committee Action: **Disapproved**

Committee Reason: The proposal is overly complex and would be burdensome on code officials to enforce.

Assembly Action: **None**

CE136-13

Committee Action: **Disapproved**

Committee Reason: The committee recognizes the complexity of addressing daylighting in the code and found this proposal to be too simplistic to address it. Orientation is not adequately addressed. There was

concern that the numbers in the proposed table were not correct. There was concern that this approach wasn't appropriate for the prescriptive path of the code.

Assembly Action: **None**

CE137-13

Committee Action: **Disapproved**

Committee Reason: The terminology in the proposal is not the same as used by NEMA.

Assembly Action: **None**

CE138-13

Committee Action: **Disapproved**

Committee Reason: Consistent with the action on CE136-13, the committee disapproved this proposal.

Assembly Action: **None**

CE139-13

Committee Action: **Approved as Submitted**

Committee Reason: The proposal clarifies the code by putting the references in the appropriate sections. The placement in the general provision of the section is misleading.

Assembly Action: **None**

CE140-13

Committee Action: **Approved as Submitted**

Committee Reason: The proposal provides a better, more comprehensive, title to the table.

Assembly Action: **None**

CE141-13

Committee Action: **Disapproved**

Committee Reason: The committee found that the cost justification was flawed, and therefore the proposed changes in stringency could not be justified.

Assembly Action: **None**

CE142-13

Committee Action: **Approved as Submitted**

Committee Reason: The proposal reorganizes the code requirements into a format which should be easier to use. It improves how the code addresses north facing fenestration.

Assembly Action: **None**

CE143-13

Committee Action: Disapproved

Committee Reason: The committee was not convinced that the different framing types warranted differences in the U-factors.

Assembly Action: None

CE144-13

Committee Action: Disapproved

Committee Reason: The classes of windows introduced in this proposal apply the certification categories of windows and are not appropriate for code requirements.

Assembly Action: None

CE145-13

Committee Action: Disapproved

Committee Reason: : The proposal represents a huge change in stringency, The SHGC values are even lower than ASHRAE 90.1. While 0.25 may be cost effective for some buildings, the committee questioned the application to smaller commercial buildings and to residential buildings covered by this part of the code. The committee found the proposal unacceptable.

Assembly Action: None

CE146-13

Committee Action: Disapproved

Committee Reason: The committee felt that the 2000 square foot threshold was too low. They felt that the justification didn't account for all the costs. Skylights are problematic to install and maintain, we should be careful when setting a minimum threshold requiring their installation.

Assembly Action: None

CE147-13

Committee Action: Disapproved

Committee Reason: The committee identified proposed Exception #5 as problematic to enforce. There was continued concern in reducing the threshold.

Assembly Action: None

CE148-13

Committee Action: Approved as Submitted

Committee Reason: The proposal was preferred over proposals CE146 and CE147-13. It provides a reasonable balance between the lower threshold and the new exception to expand the daylighting requirement.

Assembly Action: None

CE149-13

Committee Action: **Disapproved**

Committee Reason: The proponent was not sure that NFRC 202 was the appropriate standard to be referenced. The testimony indicated that this standard referenced did not address domed skylights that are commonly used in commercial applications.

Assembly Action: **None**

CE150-13

Committee Action: **Disapproved**

Committee Reason: While the proposal was mostly editorial, the committee did not agree with the removal of the light well factor.

Assembly Action: **None**

CE151-13

Committee Action: **Disapproved**

Committee Reason: Based on the approval of CE 57-13 and CE294-13, the proponent requested disapproval.

Assembly Action: **None**

CE152-13

Committee Action: **Disapproved**

Committee Reason: The committee felt that the exceptions were not adequate and that there were unintended consequences from this proposal. For example one would not want to daylight a movie studio. Requiring daylighting in residential buildings would be problematic.

Assembly Action: **None**

CE153-13

Committee Action: **Disapproved**

Committee Reason: The committee was concerned that the proposal limited the testing to one procedure. Testimony had identified the potential applicability of more than one procedure.

Assembly Action: **None**

CE154-13

Committee Action: **Approved as Submitted**

Committee Reason: This proposal provides a better solution. It doesn't have the procedure limitation found in CE153-13.

Assembly Action: **None**

CE155-13

Committee Action: **Approved as Submitted**

Committee Reason: The proposal simplifies the code by reducing text which is redundant to the referenced table.

Assembly Action: **None**

CE156-13

Committee Action: **Disapproved**

Committee Reason: Consistent with previous actions on proposals related to fenestration U-factors and SHGC adjustment factors.

Assembly Action: **None**

CE157-13

Committee Action: **Disapproved**

Committee Reason: The committee preferred the solution provided by CE142-13.

Assembly Action: **None**

CE158-13

Committee Action: **Approved as Submitted**

Committee Reason: The existing text provides a limitation to the application of the SHGC factor that no longer seems appropriate.

Assembly Action: **None**

CE159-13

Committee Action: **Disapproved**

Committee Reason: The proponent requested disapproval based on previous action by the Residential Energy Code Development Committee to approve CE161-13 Part II.

Assembly Action: **None**

CE160-13

Part I of this code changes was heard by the Commercial Energy Conservation Code Development Committee and Part II was heard by the Residential Energy Conservation Code Development Committee.

PART I – IECC - Commercial

Committee Action: **Disapproved**

Committee Reason: The proponent requested disapproval based on previous action by the Residential Energy Code Development Committee to approve CE161-13 Part II.

Assembly Action: **None**

PART II – IECC – Residential

Committee Action:

Disapproved

Committee Reason: The committee disapproved this code change proposal in favor of CE161 Part II.

Assembly Action:

None

CE161-13

Part I of this code changes was heard by the Commercial Energy Conservation Code Development Committee and Part II was heard by the Residential Energy Conservation Code Development Committee.

PART I – IECC - Commercial

Committee Action:

Approved as Submitted

Committee Reason: The proposal clarifies the intent of dynamic glazing. Approval is consistent with action by Residential Energy Code Development Committee to approve Part II of this item.

Assembly Action:

None

PART II – IECC – Residential

Committee Action:

Approved as Submitted

Committee Reason: This is a proven technology that provides flexibility for achieving energy savings in the code.

Assembly Action:

None

CE162-13

Committee Action:

Disapproved

Committee Reason: Consistent with the action to approve CE161-13, the committee disapproved this proposal.

Assembly Action:

None

CE163-13

Committee Action:

Disapproved

Committee Reason: The committee found that the proposal doesn't improve the meaning or understanding of the code.

Assembly Action:

None

CE164-13

Committee Action:

Approved as Submitted

Committee Reason: The proposal relocates the alternative compliance option in the code so that it occurs before the prescriptive standards which would have to be used if the alternative isn't chosen.

Assembly Action:

None

CE165-13

Committee Action: **Disapproved**

Committee Reason: The committee found the exception too broad. It would waive any opportunity to improve the efficiency of the roof assembly where only the roof assembly was being upgraded. Finally, the proposal is located in the wrong portion of the code. It should be located with other existing building provisions.

Assembly Action: **None**

CE166-13

Committee Action: **Disapproved**

Committee Reason: The proposal is too broad. The committee felt that air barriers should be waived in the dry climate zones of 2B and 3B.

Assembly Action: **Approved as Submitted**

CE167-13

Committee Action: **Approved as Submitted**

Committee Reason: The proposal relocates one of the criteria for air barrier construction from a separate section to be listed with the other criteria. There is no change to the technical requirements.

Assembly Action: **None**

CE168-13

Committee Action: **Disapproved**

Committee Reason: The committee preferred to maintain the three avenues for determining compliance in air barrier construction. A test only requirement is not practicable for all buildings. The proposal was unclear regarding whether third parties could be used to conduct and evaluate the testing.

Assembly Action: **None**

CE169-13

Committee Action: **Disapproved**

Committee Reason: Consistent with the action taken on CE168-13, the committee did not accept the notion that testing is the only way to determine compliance. The proposal doesn't recognize the extensive experience of jurisdictions inspecting air barrier construction. Commissioning should not be limited to registered design professionals.

Assembly Action: **None**

CE170-13

Committee Action: **Disapproved**

Committee Reason: The list is useful and should be retained. Removing the list would force testing of common materials. Common sense needs to prevail.

Assembly Action: **None**

CE171-13

Committee Action: **Disapproved**

Committee Reason: This proposal would force compliance with all 3 options - which takes away the concept of options. It would be excessive to require testing of materials and then again testing of the assemblies and then a third test of completed buildings.

Assembly Action: **None**

CE172-13

Committee Action: **Disapproved**

Committee Reason: This proposal conflicts with the action taken to approve CE167-13.

Assembly Action: **None**

CE173-13

Committee Action: **Approved as Modified**

Modify the proposal as follows:

16. Solid or ~~hollow~~ fully-grouted masonry constructed of clay or shale masonry units.

Committee Reason: The modification reflects the testing on these materials which has been completed since the original submittal. The product's testing shows that the product qualifies to be on this list of materials.

Assembly Action: **None**

CE174-13

Committee Action: **Disapproved**

Committee Reason: The ASTM E283 standard and its test procedures remain a valid method to analyze compliance of assemblies used in air barriers.

Assembly Action: **None**

CE175-13

Committee Action: **Approved as Submitted**

Committee Reason: The proponent has demonstrated that the new assembly will comply with the code. The revisions to Item 1 correct an error in the code.

Assembly Action: **None**

CE176-13

Committee Action: **Disapproved**

Committee Reason: The committee decided in CE170-13 to maintain the lists of materials and assemblies.

Assembly Action: **None**

CE177-13

Part I of this code changes was heard by the Commercial Energy Conservation Code Development Committee and Part II was heard by the Residential Energy Conservation Code Development Committee.

**PART I – IECC - Commercial
Committee Action:**

Disapproved

Committee Reason: The text proposal is unclear. Application is not clear. Would it inadvertently control other equipment such as gas dryers. The proposal seems to be describing a 'thermal isolation' without using the defined term.

Assembly Action:

Approved as Modified

Modify the proposal as follows:

C402.4.1.2 Combustion air openings. In climate zones 3 through 8, where open combustion air ducts provide combustion air to open combustion space conditioning fuel burning appliances, the appliances and combustion air openings shall be located outside of the building thermal envelope or enclosed in a room isolated from inside the thermal envelope. Such rooms shall be sealed and insulated in accordance with the envelope requirements of Table C402.1.2 or Table C402.2, where the walls, floors and ceilings shall meet the minimum of the below-grade wall R-value requirement. The door into the room shall be fully gasketed and any water lines and ducts in the room insulated in accordance with Section C403. The combustion air duct shall be insulated where it passes through conditioned space to a minimum of R-8.

(Portions of proposal not shown remain unchanged)

**PART II – IECC – Residential
Committee Action:**

Disapproved

Committee Reason: The committee disapproved this consistent with action taken on RE62-13.

Assembly Action:

None

CE178-13

Committee Action:

Disapproved

Committee Reason: The committee believes the current text is adequate and not improved by the proposal.

Assembly Action:

None

CE179-13

Part I of this code changes was heard by the Commercial Energy Conservation Code Development Committee and Part II was heard by the Residential Energy Conservation Code Development Committee.

**PART I – IECC - Commercial
Committee Action:**

Disapproved

Committee Reason: The proposal implies there is no method by which sprinkler systems can be installed and at the same time maintaining adequate air barrier sealing. Appropriate sealants are available.

Assembly Action:

None

**PART II – IECC – Residential
Committee Action:**

Disapproved

Committee Reason: Sprinkler systems provide a hole in the building thermal envelope that needs to be addressed somehow. If malfunction of the sprinkler system is possible the manufacturer of the system needs to specify an appropriate method.

Assembly Action: **None**

CE180-13

Committee Action: **Disapproved**

Committee Reason: The proposal reduces stringency in the code and would put the IECC significantly out of agreement with ASHRAE 90.1. This would set up dueling manufacturing standards.

Assembly Action: **None**

CE181-13

The following errata were not posted to the ICC website. The existing value in Table C402.4.3 for commercial glazed swinging entrance doors was incorrectly shown as 0.06.

**TABLE C402.4.3
MAXIMUM AIR INFILTRATION LEAKAGE RATE
FOR FENESTRATION ASSEMBLIES**

FENESTRATION ASSEMBLY	MAXIMUM RATE (CFM/FT ²)	TEST PROCEDURE
Curtain walls	0.06	NFRC 400 or ASTM E 283 at 1.57 psf (75 Pa)
Storefront glazing	0.06	
Commercial glazed swinging entrance doors	0.06 1.00	
Revolving doors	1.00	

Committee Action: **Disapproved**

Committee Reason: The proposal would exempt rolling doors from being constructed to have a maximum leakage rate. A full exception does not seem justified.

Assembly Action: **None**

CE182-13

The following errata were not posted to the ICC website. The existing value in Table C402.4.3 for commercial glazed swinging entrance doors was incorrectly shown as 0.06.

**TABLE C402.4.3
MAXIMUM AIR INFILTRATION LEAKAGE RATE
FOR FENESTRATION ASSEMBLIES**

FENESTRATION ASSEMBLY	MAXIMUM RATE (CFM/FT ²)	TEST PROCEDURE
Curtain walls	0.06	NFRC 400 or ASTM E 283 at 1.57 psf (75 Pa)
Storefront glazing	0.06	
Commercial glazed swinging entrance doors	0.06 1.00	
Revolving doors	1.00	

Committee Action: **Disapproved**

Committee Reason: The committee understood that the concept needs to be addressed, but more specificity is needed including a definition.

Assembly Action: **None**

CE183-13

Errata for this proposal is contained in the [Updates to the 2013 Proposed Changes](#) posted on the ICC website. Please go to <http://www.iccsafe.org/cs/codes/Documents/2012-2014Cycle/Proposed-B/00-CompleteGroupB-MonographUpdates.pdf> for more information.

Committee Action: **Disapproved**

Committee Reason: Deleting reference to Section 716.4 is inappropriate.

Assembly Action: **None**

CE184-13

The following errata were not posted to the ICC website. The printed monograph shows Section C402.4.4 being deleted by this proposal. Such is incorrect. The proposal deletes Section C403.2.4.4 among other actions.

C402.4.4 Doors and access openings to shafts, chutes, stairways, and elevator lobbies.

~~**C403.2.4.4 Shutoff damper controls.** Both outdoor air supply and exhaust ducts shall be equipped with motorized dampers that will automatically shut when the systems or spaces served are not in use.~~

Exceptions:

- ~~1. Gravity dampers shall be permitted in buildings less than three stories in height.~~
- ~~2. Gravity dampers shall be permitted for buildings of any height located in Climate Zones 1, 2 and 3.~~
- ~~3. Gravity dampers shall be permitted for outside air intake or exhaust airflows of 300 cfm (0.14 m³/s) or less.~~

(Portions of proposal not shown remain unchanged)

Committee Action: **Approved as Submitted**

Committee Reason: The proposal relocates the damper provisions to a more appropriate location associated with other related provisions.

Assembly Action: **None**

CE185-13

Committee Action: **Disapproved**

Committee Reason: The committee preferred the changes reflected in the approval of CE184-13.

Assembly Action: **None**

CE186-13

Committee Action: **Approved as Submitted**

Committee Reason: The committee found that the changes would bring the IECC into agreement with the *International Building Code* and it would improve enforceability of the code.

Assembly Action: **None**

CE187-13

Committee Action: **Approved as Submitted**

Committee Reason: The proposal corrects the class of the equipment from IA to correct I.

Assembly Action: **None**

CE188-13

Committee Action:

Approved as Submitted

Committee Reason: The proposal is consistent with the action taken on CE186-13. The committee found that the changes would bring the IECC into agreement with the *International Building Code* and it would improve enforceability of the code.

Assembly Action:

None

CE189-13

Committee Action:

Disapproved

Committee Reason: The proponent requested disapproval so that a revised proposal can be prepared for public comment.

Assembly Action:

None

CE190-13

Committee Action:

Disapproved

Committee Reason: The proponent requested disapproval so that a revised proposal can be prepared for public comment.

Assembly Action:

None

CE191-13

Committee Action:

Disapproved

Committee Reason: The committee felt that the justification provided that the change would align the IECC with ASHRAE 90.1 was not sufficient. They committee also felt reducing exception 4 to buildings of less than 1000 square feet was not appropriate.

Assembly Action:

None

CE192-13

For staff analysis of the content of AAMCA 220-05 relative to CP#28, Section 3.6, please visit:
http://www.iccsafe.org:8888/cs/codes/Documents/2012-13cycle/Proposed-A/00a_updates.pdf

Committee Action:

Approved as Modified

Modify the proposal as follows:

6. Doors that have an ~~installed~~ air curtain with a minimum velocity of 2 m/s at the floor, that has been tested in accordance with ANSI/AMCA 220 and installed in accordance with manufacturer's instructions. Air curtains shall be controlled with the opening and closing of the door.

(Portions of proposal not shown remain unchanged)

Committee Reason: Modification provides the technical minimum needed for the air curtain to function as intended as well as specifying manufacturer's installation instructions. The proposal adds an effective alternative to a constructed vestibule.

Assembly Action:

None

CE193-13

Committee Action: **Approved as Submitted**

Committee Reason: The proposal clarifies the intent of the provision as well as providing a clearer format.

Assembly Action: **None**

CE194-13

Committee Action: **Disapproved**

Committee Reason: The committee was concern about the option allowing clear glass in the doors of this equipment.

Assembly Action: **None**

CE195-13

Errata for this proposal is contained in the [Updates to the 2013 Proposed Changes](#) posted on the ICC website. Please go to <http://www.iccsafe.org/cs/codes/Documents/2012-2014Cycle/Proposed-B/00-CompleteGroupB-MonographUpdates.pdf> for more information.

Committee Action: **Disapproved**

Committee Reason: The proposal to remove the performance option from the IECC and send users to the ASHRAE 90.1 is inappropriate. Designers have that option at the beginning of Chapter C4 and should not be allowed to piecemeal that selection. Eliminating the performance option from the IECC takes control of the option out of the hands of ICC and its members. The flexibility of a performance option must be retained within the IECC.

Assembly Action: **None**

CE196-13

Committee Action: **Approved as Modified**

Modify the proposal as follows:

C403.2.1 Calculation of heating and cooling loads. Design loads associated with heating, ventilating and air conditioning of the building shall be determined in accordance with ANSI/ASHRAE/ACCA Standard 183 or by an approved equivalent computational procedure using the design parameters specified in Chapter 3. Heating and cooling loads shall be adjusted to account for load reductions that are achieved where energy recovery systems are utilized in the HAVAC system in accordance with the ASHRAE HVAC Systems and Equipment Handbook by an approved equivalent computational procedure.

Committee Reason: The modification is needed to provide specific direction to the code user when the ASHRAE HVAC Handbook is used. The proposal clarifies the intent of the code.

Assembly Action: **None**

CE197-13

Committee Action: **Disapproved**

Committee Reason: The committee found the intent of the change to be unclear and were unsure how it would be enforced.

Assembly Action: **None**

CE198-13

Committee Action: **Approved as Submitted**

Committee Reason: The proposal simplifies the code by putting the focus, where it should be, on equipment.

Assembly Action: **None**

CE199-13

Committee Action: **Disapproved**

Committee Reason: The committee preferred the action of approval for CE200-13.

Assembly Action: **None**

CE200-13

For staff analysis of the content of ATC 105S-11 and ATC 106-11 relative to CP#28, Section 3.6, please visit:
http://www.iccsafe.org:8888/cs/codes/Documents/2012-13cycle/Proposed-A/00a_updates.pdf

Committee Action: **Approved as Submitted**

Committee Reason: The proposal updates the equipment efficiencies to federal minimum provisions and those contained in ASHRAE 90.1.

Assembly Action: **None**

CE201-13

For staff analysis of the content of ASHRAE 127-07 relative to CP#28, Section 3.6, please visit:
http://www.iccsafe.org:8888/cs/codes/Documents/2012-13cycle/Proposed-A/00a_updates.pdf

Committee Action: **Approved as Submitted**

Committee Reason: Computer rooms develop substantial heat and need specific air-conditioning equipment. The proposal would establish minimum efficiencies for these systems. A public comment is needed to provide a reference to this table within the requirements of the chapter.

Assembly Action: **None**

CE202-13

Committee Action: **Approved as Submitted**

Committee Reason: The proposal clarifies the application of the exception.

Assembly Action: **None**

CE203-13

Committee Action: **Approved as Submitted**

Committee Reason: The proposal improves the efficiency of chiller equipment and is a consensus standard of the industry.

Assembly Action: **None**

CE204-13

Committee Action: **Approved as Submitted**

Committee Reason: The proposal clarifies the distinction between deadband controls from those addressing setpoint overlap.

Assembly Action: **None**

CE205-13

Committee Action: **Approved as Submitted**

Committee Reason: The change provides for the zonation of spaces over 25,000 square feet which allows for controls reflecting actual use of the space. It gains opportunity to save energy.

Assembly Action: **None**

CE206-13

Committee Action: **Approved as Submitted**

Committee Reason: The change results in these systems being regulated regardless of the source of the energy. The existing text provides a loophole.

Assembly Action: **None**

CE207-13

Committee Action: **Disapproved**

Committee Reason: The proposal removes intent language not needed in the code. The action to approve CE 206-13 already removes the text.

Assembly Action: **None**

CE208-13

Committee Action: **Approved as Submitted**

Committee Reason: The proposal adds important controls on freeze protection systems which are not currently addressed by Section C403.2.4.5. The changes to Section C403.2.4.5 are redundant with the action to approve CE206-13, but also correct the section title.

Assembly Action: **None**

CE209-13

Committee Action: **Approved as Submitted**

Committee Reason: Provides a system by which there can be specific detection of faults in economizers. This will greatly assist in the long term maintenance and effectiveness of the HVAC systems. As this isn't in the ASHRAE 90.1 standard, this opportunity would be lost if the regulation of complex systems wasn't included in the IECC.

Assembly Action: **None**

CE210-13

Committee Action: **Disapproved**

Committee Reason: The proposed reduction to 200 square feet is too low. The committee felt the current 500 square feet is the appropriate threshold.

Assembly Action: **None**

CE211-13

Committee Action: **Approved as Submitted**

Committee Reason: The proposal adds reasonable requirements for control systems to parking garage ventilation systems.

Assembly Action: **None**

CE212-13

Committee Action: **Approved as Submitted**

Committee Reason: The proposal adds systems to the list of exceptions for which energy recovery systems would be inappropriate because the things being vented are dangerous or toxic. The committee identified that the change to Item 2.1 needs to be revised. It provides an exception within an exception and is unclear.

Assembly Action: **None**

CE213-13

Committee Action: **Disapproved**

Committee Reason: The 1B climate zone exists outside of the United States. It should be kept in the code to continue its applicability internationally.

Assembly Action: **None**

CE214-13

Committee Action: **Approved as Submitted**

Committee Reason: These categories allow for cost effective application of energy recovery and should be included in the requirement.

Assembly Action: **None**

CE215-13

Committee Action: **Disapproved**

Committee Reason: The proposal may result in conflicts with the *International Mechanical Code*. The text was unclear whether it meant ducts and plenums located within the walls, floor and ceilings which constitute the building thermal envelope, or if it meant to apply to those that would be located within the conditioned space created by the assemblies which create the thermal envelope.

Assembly Action: **None**

CE216-13

Committee Action: **Disapproved**

Committee Reason: The proposal is incomplete with respect to the proponent's intent to relocate the sealing requirement. This proposal only removes the requirement from Section C403.2.7.

Assembly Action: **None**

CE217-13

Committee Action: **Approved as Submitted**

Committee Reason: The proposal is a good change to provide savings of energy at a minimal cost. The temperature differences between ducts and the surrounding space can be very high. This is a reasonable improvement to the code.

Assembly Action: **None**

CE218-13

Committee Action: **Disapproved**

Committee Reason: The text reflects best practice and something that may be more appropriate for manufacturer's installation instructions.

Assembly Action: **None**

CE219-13

Committee Action: **Disapproved**

Committee Reason: While there was support for a requirement to make sure the air handler in the system is properly sealed and made reasonably airtight, the proposed reference standard is applicable to residential, not commercial applications.

Assembly Action: **None**

CE220-13

Committee Action: **Disapproved**

Committee Reason: The committee recognized that there is significant potential for energy savings, but expressed concern that these systems are already difficult to balance properly without this added challenge. The proposal needs better coordination with the *International Mechanical Code*.

Assembly Action: **None**

CE221-13

Committee Action: **Disapproved**

Committee Reason: The sample testing included in the proposal was unclear. The committee felt that spiral seams should not have a blanket exemption from testing.

Assembly Action: **None**

CE222-13

Committee Action:

Approved as Submitted

Committee Reason: The proposal clarifies the exception and the application of the code to these categories of ducts.

Assembly Action:

None

CE223-13

Committee Action:

Approved as Submitted

Committee Reason: The proposal, similar to CE222-13, clarifies the exception.

Assembly Action:

None

CE224-13

Committee Action:

Disapproved

Committee Reason: The committee actions to approve CE222 and CE223-13 were preferred.

Assembly Action:

None

CE225-13

Committee Action:

Approved as Submitted

Committee Reason: The proposal clarifies the code text and its application.

Assembly Action:

None

CE226-13

Committee Action:

Approved as Modified

Modify the proposal as follows:

C403.2.7.1.3 High-pressure duct systems. All Ducts and plenums designed to operate at static pressures in excess of 3 inches water gauge (750 Pa) shall be insulated and sealed in accordance with Section C403.2.7. In addition, ducts and plenums shall be leak tested in accordance with the SMACNA HVAC Air Duct Leakage Test Manual with the rate of air leakage (CL) less than or equal to 4.0 as determined in accordance with Equation 4-5.

$$CL = F/P^{0.65}$$

(Equation 4-5)

where:

F = The measured leakage rate in cfm per 100 square feet of duct surface.

P = The static pressure of the test.

Documentation shall be furnished by the designer demonstrating that representative sections totaling at least 25 percent of the duct-system area have been tested and that all tested sections meet the requirements of this section.

Committee Reason: The modification deletes the word 'all' at the beginning because portions of the provision do not apply to all ducts and plenums. The word 'system' is struck from the last paragraph because the testing is of ducts and not other equipment which may be connected to the ducts. The 4.0 leakage rate is consistent with ASHRAE and SMACNA standards. The balance of the proposal clarifies the text.

Assembly Action:

None

CE227-13

Committee Action: **Approved as Submitted**

Committee Reason: The proposal adds a cost effective area to obtain additional energy savings.

Assembly Action: **None**

CE228-13

Committee Action: **Disapproved**

Committee Reason: The committee preferred the changes reflected in CE230-13.

Assembly Action: **None**

CE229-13

Committee Action: **Approved as Submitted**

Committee Reason: The change appropriately corrects this value in the table.

Assembly Action: **None**

CE230-13

Part I of this code changes was heard by the Commercial Energy Conservation Code Development Committee and Part II was heard by the Residential Energy Conservation Code Development Committee.

PART I – IECC - Commercial

Committee Action: **Approved as Modified**

Modify the proposal as follows:

C403.2.8.2 Chilled water and refrigerant suction piping. Insulation covering chilled water piping and refrigerant suction piping located outside the conditioned space shall include a Class I or Class II vapor retarding facing located outside of the insulation, ~~or the insulation shall be installed at a thickness which qualifies as a Class I or Class II vapor retarder.~~ Piping insulation protection shall be removable and reusable. Piping insulation shall be in accordance with Section C403.2.8.1.

Committee Reason: The modification eliminates the requirement for the insulation to be removable and reusable. Installations of insulation should not be limited to that criteria. The proposal provides better design for this piping when located outside of conditioned space.

Assembly Action: **None**

PART II – IECC – Residential

Committee Action: **Approved as Modified**

Modify the proposal as follows:

R403.3.2 (N1103.3.2) Refrigerant suction piping. Insulation covering refrigerant suction piping located outside the conditioned space shall include a Class I or Class II vapor-retardant facing located on the outside of the insulation ~~or the insulation shall be installed at a thickness that qualifies as a Class I or Class II vapor retarder.~~ Piping insulation protection shall be removable and reusable. Piping insulation shall be in accordance with Section R403.3.

Committee Reason: This proposal would add an important feature dealing with HVAC systems that might otherwise be overlooked.

Assembly Action: **None**

CE231-13

Committee Action: **Disapproved**

Committee Reason: The proponent's reasoning was insufficient to justify deletion of these requirements. The provisions are used and enforced.

Assembly Action: **None**

CE232-13

Committee Action: **Disapproved**

Committee Reason: The proposal was disapproved in light of the approval of CE234-13.

Assembly Action: **None**

CE233-13

For staff analysis of the content of AAMCA 205-12 relative to CP#28, Section 3.6, please visit:
http://www.iccsafe.org:8888/cs/codes/Documents/2012-13cycle/Proposed-A/00a_updates.pdf

Committee Action: **Disapproved**

Committee Reason: The approval of CE234-13 addressed the intent of this proposal.

Assembly Action: **None**

CE234-13

For staff analysis of the content of AAMCA 205-12 relative to CP#28, Section 3.6, please visit:
http://www.iccsafe.org:8888/cs/codes/Documents/2012-13cycle/Proposed-A/00a_updates.pdf

Committee Action: **Approved as Modified**

Modify the proposal as follows:

FAN EFFICIENCY GRADE (FEG). A numerical rating identifier that specifies ~~identifies~~ the fan's aerodynamic ability to convert shaft power, or impeller power in the case of a direct driven fan, to air power. ~~FEG's are based on fan peak (optimum) energy efficiency that indicates the quality of the fan energy usage and the potential for minimizing the fan energy usage.~~

(Portions of proposal not shown remain unchanged)

Committee Reason: The modified to improve the readability and to remove the final sentence which is more appropriate for commentary. The proposal improves efficiency in HVAC design by taking away the temptation of contractors to buy the cheapest equipment rather than the most efficient.

Assembly Action: **None**

CE235-13

The following errata were not posted to the ICC website.

- Individual exhaust fans with motor nameplate horsepower of 1 hp or less
- Individual exhaust fans with motor nameplate horsepower of 1 hp or less are exempt from the allowable fan horsepower requirement.

(Portions of proposal not shown remain unchanged)

Committee Action: **Approved as Submitted**

Committee Reason: The proposal clarifies that exhaust fans are also regulated. Further it clarifies the application of the exception.

Assembly Action: **None**

CE236-13

Committee Action: **Approved as Submitted**

Committee Reason: Clarifies the use of sound attenuation in the pressure drop adjustment.

Assembly Action: **None**

CE237-13

Committee Action: **Approved as Submitted**

Committee Reason: The change improves the clarity of the code text and its application. There are no technical changes included.

Assembly Action: **None**

CE238-13

Committee Action: **Approved as Submitted**

Committee Reason: The proposal eliminates the potential for conflict with new text in Section C403.2.10.1.

Assembly Action: **None**

CE239-13

For staff analysis of the content of AHRI 1200-10 and AHAM HRF-1 2007 relative to CP#28, Section 3.6, please visit: http://www.iccsafe.org:8888/cs/codes/Documents/2012-13cycle/Proposed-A/00a_updates.pdf

Committee Action: **Approved as Submitted**

Committee Reason: The proposal incorporates new federal standards applicable to freezers and commercial refrigeration installations.

Assembly Action: **None**

CE240-13

Committee Action: **Approved as Submitted**

Committee Reason: Provides construction and efficiency standards for walk-in coolers and freezers as well as similar refrigeration equipment and systems consistent with new federal standards.

Assembly Action: **None**

CE241-13

Committee Action: **Disapproved**

Committee Reason: While the committee saw the value in reorganizing these provisions and making their application clearer, the proposal needed to better address chilled water.

Assembly Action: **Approved as Submitted**

CE242-13

Committee Action: **Disapproved**

Committee Reason: The committee acted consistent with the disapproval of CE241-13.

Assembly Action: **None**

CE243-13

Committee Action: **Approved as Submitted**

Committee Reason: The proposal clarifies the code without any technical change to the requirement.

Assembly Action: **None**

CE244-13

Committee Action: **Disapproved**

Committee Reason: The proposal removes too many buildings from needing to comply with the economizer requirements.

Assembly Action: **None**

CE245-13

Committee Action: **Disapproved**

Committee Reason: The committee found the proposed exception #8 to Section 403.3.1 to be vague.

Assembly Action: **None**

CE246-13

Committee Action: **Disapproved**

Committee Reason: The proposed definition doesn't address devices which may be digital or analog.

Assembly Action: **None**

CE247-13

Committee Action: **Approved as Submitted**

Committee Reason: The proposal provides an appropriate reference to ensure dampers are in compliance with the code.

Assembly Action: **None**

CE248-13

Committee Action: **Disapproved**

Committee Reason: The text is too broad to be a solution to the problems identified by earlier proposals regarding economizers.

Assembly Action: **None**

CE249-13

Committee Action: **Approved as Submitted**

Committee Reason: The proposal allows for an alternative to water economizer that is cost effective.

Assembly Action: **None**

CE250-13

Committee Action: **Disapproved**

Committee Reason: The committee did not feel sufficient justification for the change was provided.

Assembly Action: **None**

CE251-13

Committee Action: **Approved as Submitted**

Committee Reason: The proposal clarifies the location of static pressure sensors in relationship to VAV fans and systems with direct digital controls.

Assembly Action: **None**

CE252-13

Committee Action: **Disapproved**

Committee Reason: The proponent requested disapproval because the reason statement lacked sufficient information for the committee to take action.

Assembly Action: **None**

CE253-13

Committee Action: **Approved as Submitted**

Committee Reason: Increases the category of equipment subject to part load controls. Such controls provide important energy savings.

Assembly Action: **None**

CE254-13

Committee Action: **Approved as Submitted**

Committee Reason: The definitions are needed to properly regulate boilers. The provision for part loads allow the boilers to be more efficient.

Assembly Action: **None**

CE255-13

Committee Action: **Approved as Submitted**

Committee Reason: Enhances standards for cooling tower controls and will allow a savings of energy. Industry has developed these improved standards

Assembly Action: **None**

CE256-13

Withdrawn by Proponent

CE257-13

Committee Action:

Approved as Submitted

Committee Reason: Provides for optimization of multi-zones systems and gives the code official the authority to accept systems which are shown to be more energy efficient. There was concern that the wording, especially of new item 4 was vague.

Assembly Action:

None

CE258-13

Committee Action:

Approved as Modified

Modified the proposal as follows:

Exception Exceptions:

1. Motors in the airstream within fan-coils and terminal units that only provide heating to the space served.
2. Motors in space conditioning equipment that comply with Section C403.2.3.

(Portions of proposal not shown remain unchanged)

Committee Reason: The modification provides coordination with motors regulated by Section C403.2.3. The proposal adds efficiency requirements for smaller motors not regulated by Section C403.2.3.

Assembly Action:

None

CE259-13

Committee Action:

Approved as Submitted

Committee Reason: Where VAV's are optimized for multi-zone designs significant energy savings can be realized.

Assembly Action:

None

CE260-13

Committee Action:

Disapproved

Committee Reason: The proponent requested disapproval to review the cost impact justification.

Assembly Action:

None

CE261-13

Committee Action:

Disapproved

Committee Reason: The committee felt that the justification was insufficient to add this regulation. The proposal doesn't address water quality for the use of water-cooled chillers.

Assembly Action:

None

CE262-13

Committee Action:

Approved as Modified

Modify the proposal as follows:

TABLE C404.2
MINIMUM PERFORMANCE OF WATER-HEATING EQUIPMENT

EQUIPMENT TYPE	SIZE CATEGORY (input)	SUBCATEGORY OR RATING CONDITION	PERFORMANCE REQUIRED ^{a,b}	TEST PROCEDURE
Heat pump pool heaters	All	50°F dry bulb and 44.2°F wet bulb outdoor air and 80.0°F entering water	4.0 COP	AHRI 1160

(Portions of proposal not shown remain unchanged)

Committee Reason: Modification was made because it is not necessary to have the rating condition spelled out in the table; the standard takes care of this. Changes will require improved efficiencies for service water heating systems brings values in compliance with federal regulations.

Assembly Action:

None

CE263-13

Committee Action:

Approved as Submitted

Committee Reason: The change aligns the IECC with federal standards.

Assembly Action:

None

CE264-13

Committee Action:

Approved as Submitted

Committee Reason: The proposal provides clarifying language. No technical change results from the proposal.

Assembly Action:

None

CE265-13

Committee Action:

Disapproved

Committee Reason: The proposal places compliance on the intent of the designer. Compliance must be determined by the submitted construction documents which are confirmed by field inspection. The requirements of this proposed language would conflict with the standard methods for sizing equipment for systems.

Assembly Action:

None

CE266-13

Committee Action:

Disapproved

Committee Reason: By its action in approving CE363-13 the committee has removed this section from the code. Further action not needed.

Assembly Action:

None

CE267-13

Committee Action: **Disapproved**

Committee Reason: By its action in approving CE363-13 the committee has removed this section from the code. Further action not needed.

Assembly Action: **None**

CE268-13

Committee Action: **Disapproved**

Committee Reason: The committee felt that these proposals were not appropriate to these sections of the code. The proposed language doesn't make sense as heated water is flowing in the piping, why wouldn't you want to insulate the piping? Another reason for disapproval is that another section in the code already deals with pools.

Assembly Action: **None**

CE269-13

Committee Action: **Disapproved**

Committee Reason: Installing a meter doesn't save energy. The proposal doesn't require anything to be done with the information provided by the meter.

Assembly Action: **None**

CE270-13

Part I of this code changes was heard by the Commercial Energy Conservation Code Development Committee and Part II was heard by the Residential Energy Conservation Code Development Committee.

PART I – IECC - Commercial

Committee Action: **Disapproved**

Committee Reason: The heat trace manufacturer's installation instructions could require different insulation requirements than Table C403.2.8.

Assembly Action: **None**

PART II – IPC

Committee Action: **Disapproved**

Committee Reason: The heat trace manufacturer's installations could require different insulation requirements than Table C403.2.8.

Assembly Action: **None**

CE271-13

Both parts of this code changes were heard by the Commercial Energy Conservation Code Development Committee.

PART I – IECC - Commercial

Committee Action: Disapproved

Committee Reason: The existing section language is much simpler. There is no justification for adding such a complex set of rules for insulating piping.

Assembly Action: None

PART II – IPC

Committee Action: Disapproved

Committee Reason: The proposed new wording adds confusion and complexity to the code. There doesn't seem to be any payback for such complexity.

Assembly Action: None

CE272-13

Both parts of this code changes were heard by the Commercial Energy Conservation Code Development Committee.

PART I – IECC - Commercial

Committee Action: Disapproved

Committee Reason: The existing language is clear. There is no need to add this complexity

Assembly Action: None

PART II – IPC

Committee Action: Disapproved

Committee Reason: The existing language is clear. There is no need to add this complexity.

Assembly Action: None

CE273-13

Parts I and II of this code changes were heard by the Commercial Energy Conservation Code Development Committee and Part III and IV were heard by the Residential Energy Conservation Code Development Committee.

PART I – IECC - Commercial

Committee Action: Disapproved

Committee Reason: The existing language is easier to understand and enforce.

Assembly Action: None

PART II – IPC

Committee Action: Disapproved

Committee Reason: The existing language is easier to understand and enforce.

Assembly Action: None

PART III – IECC - Residential

Committee Action: Disapproved

Committee Reason: Requested by proponent based on actions on RE129-13.

Assembly Action: None

PART IV – IPC

Committee Action: Disapproved

Committee Reason: Requested by proponent based on actions on RE129-13.

Assembly Action: None

CE274-13

Committee Action: Disapproved

Committee Reason: There needs to be a better cost analysis to justify this complexity in piping design. The lengths seem to be too short for the recirculation loop column.

Assembly Action: Approved as Submitted

CE275-13

Committee Action: Disapproved

Committee Reason: The committee couldn't grasp the energy savings issue of the proposal. This seems to be more of a comfort issue that is really not the concern of the IECC.

Assembly Action: Approved as Submitted

CE276-13

Committee Action: Disapproved

Committee Reason: This proposal seems to be more suited for the *International Plumbing Code*.

Assembly Action: None

CE277-13

Errata for this proposal is contained in the [Updates to the 2013 Proposed Changes](http://www.iccsafe.org/cs/codes/Documents/2012-2014Cycle/Proposed-B/00-CompleteGroupB-MonographUpdates.pdf) posted on the ICC website. Please go to <http://www.iccsafe.org/cs/codes/Documents/2012-2014Cycle/Proposed-B/00-CompleteGroupB-MonographUpdates.pdf> for more information.

Part I of this code changes was heard by the Commercial Energy Conservation Code Development Committee and Part II was heard by the Residential Energy Conservation Code Development Committee.

PART I – IECC – Commercial Withdrawn by Proponent

PART II – IECC – Residential
Committee Action: Disapproved

Committee Reason: This requirement would be too difficult to enforce.

Assembly Action: None

CE278-13

Both parts of this code changes were heard by the Commercial Energy Conservation Code Development Committee.

**PART I – IECC - Commercial
Committee Action:**

Disapproved

Committee Reason: The language of the proposal is too specific such that it would restrict new technologies.

Assembly Action:

Approved as Modified

Modify the proposal as follows:

~~**C404.7.1 Storage tank hot water circulation systems.** Circulating pumps intended to maintain storage tank water temperature shall have controls that will limit operation of the pump from heating cycle start up to not greater than 5 minutes after the end of the cycle. Ready access shall be provided to the operating controls.~~

C404.6.1 Controls for hot water storage. The controls on pumps that circulate water between a water heater and a heated water storage tank shall limit operation of the pump from heating cycle startup to not greater than 5 minutes after the end of the cycle.

**PART II – IPC
Committee Action:**

Approved as Modified

Modify the proposal as follows:

~~**[E] 607.2.1.1 Storage tank hot water circulation systems.** Circulating pumps intended to maintain storage tank water temperature shall have controls that will limit operation of the pump from heating cycle start up to not greater than 5 minutes after the end of the cycle. Ready access shall be provided to the operating controls.~~

[E] 607.2.1.1 Controls for hot water storage. The controls on pumps that circulate water between a water heater and a heated water storage tank shall limit operation of the pump from heating cycle startup to not greater than 5 minutes after the end of the cycle.

Committee Reason: The modification was made to address concerns about what pumps are being discussed. The overall proposal was approved because The *International Plumbing Code* needs to make the correct references to sections in the IECC.

Assembly Action:

None

CE279-13

Both parts of this code changes were heard by the Commercial Energy Conservation Code Development Committee.

**PART I – IECC - Commercial
Committee Action:**

Disapproved

Committee Reason: The proposal has too many holes and would create problems with heat trace manufacturers that already list and label their products to UL 515.

Assembly Action:

None

**PART II – IPC
Committee Action:**

Disapproved

Committee Reason: The proposal has too many holes and would create problems with heat trace manufacturers that already list and label their products to UL 515.

Assembly Action:

None

CE280-13

Parts I and II of this code changes were heard by the Commercial Energy Conservation Code Development Committee and Part III was heard by the Residential Energy Conservation Code Development Committee.

**PART I – IECC - Commercial
Committee Action:**

Disapproved

Committee Reason: The committee liked the intent of the proposal but there could be some unintended consequences with regard to prohibiting continuous operation of pumps.

Assembly Action:

None

**PART II – IPC
Committee Action:**

Disapproved

Committee Reason: The committee liked the intent of the proposal but there could be some unintended consequences with regard to prohibiting continuous operation of pumps.

Assembly Action:

None

**PART III – IECC - Residential
Committee Action:**

Disapproved

Committee Reason: There needs to be a definition for heat trace because it is not understood what that is.

Assembly Action:

None

CE281-13

Committee Action:

Disapproved

Committee Reason: Proponent requested disapproval.

Assembly Action:

None

CE282-13

Both parts of this code changes were heard by the Commercial Energy Conservation Code Development Committee.

**PART I – IECC - Commercial
Committee Action:**

Approved as Submitted

Committee Reason: The proposal was approved to be consistent with a similar proposal that was approved for the IECC-Residential Provisions.

Assembly Action:

None

**PART II – IPC
Committee Action:**

Approved as Submitted

Committee Reason: The proposal properly aligns the *International Plumbing Code* with the IECC-CE and adds a necessary definition to the IPC.

Assembly Action:

None

CE283-13

Part I of this code changes was heard by the Commercial Energy Conservation Code Development Committee, Part II was heard by the Residential Energy Conservation Code Development Committee and Part III was heard by the Residential Plumbing Code Development Committee.

For staff analysis of the content of CSA 55.1-2012 and CSA 55.2-2012 relative to CP#28, Section 3.6, please visit: http://www.iccsafe.org:8888/cs/codes/Documents/2012-13cycle/Proposed-A/00a_updates.pdf

PART I – IECC - Commercial Committee Action:

Disapproved

Committee Reason: Drain waste heat recovery seems to be a valuable energy saving idea but there is some confusion about whether the proposal has the correct computational method to adjust (increase) the efficiency of the service water heating system when these products are installed.

Assembly Action:

None

PART II – IECC – Residential Committee Action:

Approved as Submitted

Committee Reason: Massachusetts recognizes drain waste heat recovery units in their “stretch” code. If these units are going to be installed, then there needs to be requirements to make sure the units operate properly and provide the intended performance.

Assembly Action:

None

PART III – IRC – Plumbing Committee Action:

Disapproved

Committee Reason: There is no need to have this pointer in the plumbing chapter as the information is contained in the IRC and not some other publication.

Assembly Action:

None

CE284-13

Committee Action:

Approved as Submitted

Committee Reason: An appropriate addition to the commissioning standards. Service water heating systems can only provide the energy savings where the system runs properly.

Assembly Action:

None

CE285-13

Part I of this code changes was heard by the Commercial Energy Conservation Code Development Committee and Part II was heard by the Residential Energy Conservation Code Development Committee.

PART I – IECC - Commercial Committee Action:

Approved as Submitted

Committee Reason: Lighting within residential units should comply with consistent standards. Those are provided best in the Residential portion of the IECC.

Assembly Action:

None

PART II – IECC – Residential

Committee Action: **Disapproved**

Committee Reason: This code change proposal was disapproved in favor of RE150-13.

Assembly Action: **None**

CE286-13

Committee Action: **Disapproved**

Committee Reason: The technology to reduce power usage should be within the equipment and not rely on the building circuitry. Modular furniture is too easily broken down and reused to allow this to be enforceable by the code official.

Assembly Action: **Approved as Modified**

Modify the proposal as follows:

C405.8 Automatic receptacle control. Automatic controls shall be provided for at least 50 percent of the 125 volt 15- and 20-ampere receptacles in private offices, computer classrooms, individual workstations and receptacles associated with branch circuit feeds that are installed to supply electrical power to modular furniture in such spaces. ~~These receptacles shall be labeled "Automatic Control Receptacle."~~

CE287-13

Committee Action: **Approved as Submitted**

Committee Reason: The lighting control section needed to be reorganized into a more logical format. The rearrangement will eliminate much confusion.

Assembly Action: **None**

CE288-13

Committee Action: **Disapproved**

Committee Reason: Based on the approval CE287-13, the proponent requested disapproval.

Assembly Action: **None**

CE289-13

Committee Action: **Approved as Submitted**

Committee Reason: The revision clarifies the exception. It aligns with the terms as defined in the *International Building Code*.

Assembly Action: **None**

CE290-13

Committee Action: **Approved as Submitted**

Committee Reason: Automatic controls are inappropriate for these spaces,

Assembly Action: **None**

CE291-13

Committee Action: **Approved as Submitted**

Committee Reason: The controls with these features currently exist. As more are required, the cost should come down in the future.

Assembly Action: **None**

CE292-13

Committee Action: **Disapproved**

Committee Reason: The committee was concerned about the potential safety issues of having lights turn off automatically in a warehouse. The committee suggested working with proponent of CE293-13 to develop a coordinated public comment.

Assembly Action: **None**

CE293-13

Committee Action: **Disapproved**

Committee Reason: The committee felt that previous proposals addressed these issues in a better way and perhaps this proponent could work some of these ideas through those items. There was also concern that a reduction of lighting to 50% within enclosed stairways could result in something below minimum illumination required by the *International Building Code*.

Assembly Action: **None**

CE294-13

Committee Action: **Approved as Submitted**

Committee Reason: Daylight zones are already required and must be shown on the construction documents. This proposal clarifies the appropriate controls for each type of daylight space.

Assembly Action: **None**

CE295-13

Withdrawn by Proponent

CE296-13

Committee Action: **Disapproved**

Committee Reason: Based on action taken on CE294-13, the proponent requested disapproval.

Assembly Action: **None**

CE297-13

Committee Action: **Disapproved**

Committee Reason: Based on action taken on CE294-13, the proponent requested disapproval.

Assembly Action: **None**

CE298-13

Committee Action: **Disapproved**

Committee Reason: The change is unnecessary because of approval of CE294-13.

Assembly Action: **None**

CE299-13

Committee Action: **Approved as Modified**

Modify the proposal as follows:

3. Hotel and motel sleeping units and guest suites shall have a master control device that is capable of automatically switching off all installed luminaires and switched receptacles within 20 minutes after all occupants leave the room.

(Balance of the proposal is unchanged.)

Committee Reason: The modification was approved to correct the readability of the sentence. The turning off of power when sleeping units are occupied will save significant energy.

Assembly Action: **None**

CE300-13

Committee Action: **Disapproved**

Committee Reason: The committee preferred CE299-13. The text of this proposal which covers all sleeping units was too broad.

Assembly Action: **None**

CE301-13

Committee Action: **Disapproved**

Committee Reason: The committee was concerned that the proposal might result in no lights being on at all and as such may be in conflict with the *International Building Code*.

Assembly Action: **None**

CE302-13

Committee Action: **Disapproved**

Committee Reason: The committee was concerned that there may be unintended consequences from the proposed language. Item 8 didn't have a minimum amount of light. The committee expressed concern about a scenario where one might happen to be sitting in a car in a parking garage while waiting for someone else to show up. The lights could go out leaving the occupant in the dark.

Assembly Action: **None**

CE303-13

Committee Action: **Approved as Submitted**

Committee Reason: Clarifies the text of the section. There are no technical changes resulting from the revision.

Assembly Action: **None**

CE304-13

Committee Action:

Approved as Submitted

Committee Reason: The proposal clarifies the requirements as well as providing 2 additional compliance options. This proposal does leave the lights on, versus completely shutting them off. Many exterior lights are provided for safety purposes and should remain on to a certain level.

Assembly Action:

None

CE305-13

Committee Action:

Disapproved

Committee Reason: The committee wondered why the 20 ampere level was selected. Such would not allow for full building controls.

Assembly Action:

None

CE306-13

Committee Action:

Disapproved

Committee Reason: The text would appear to prohibit a single control on multiple cases. The phrase 'near the case' is undefined. People working in non-business hours may need the ability to override to automatic control.

Assembly Action:

None

CE307-13

Committee Action:

Disapproved

Committee Reason: The committee felt the proposed text was unclear and may actually conflict with itself.

Assembly Action:

None

CE308-13

Committee Action:

Approved as Submitted

Committee Reason: The provisions address obsolete technology.

Assembly Action:

None

CE309-13

The following errata were not posted to the ICC website. The proposal also includes deleting the following sections.

~~**C405.5.1.1 Screw lamp holders.** The wattage shall be the maximum *labeled* wattage of the luminaire.~~

~~**C405.5.1.2 Low-voltage lighting.** The wattage shall be the specified wattage of the transformer supplying the system.~~

~~**C405.5.1.3 Other luminaires.** The wattage of all other lighting equipment shall be the wattage of the lighting equipment verified through data furnished by the manufacturer or other *approved* sources.~~

~~**C405.5.1.4 Line-voltage lighting track and plug-in busway.** The wattage shall be:~~

- ~~1. The specified wattage of the luminaires included in the system with a minimum of 30 W/lin ft. (98 W/lin. m);~~
- ~~2. The wattage limit of the system's circuit breaker; or~~
- ~~3. The wattage limit of other permanent current limiting device(s) on the system.~~

(Portions of proposal not shown remain unchanged)

Committee Action: **Approved as Submitted**

Committee Reason: The proposal takes existing text in 4 subsections and replaces them with an equation that does the same thing. The committee felt the proposal simplified the code without any resulting technical change.

Assembly Action: **None**

CE310-13

Committee Action: **Approved as Submitted**

Committee Reason: The changes proposed increase the usability of the IECC. Designers are already using these revised provisions in their designs.

Assembly Action: **None**

CE311-13

Committee Action: **Disapproved**

Committee Reason: The committee preferred CE310-13.

Assembly Action: **None**

CE312-13

The following errata were not posted to the ICC website. The added text 'Lighting in' should have been underlined.

Exceptions:

1. The connected power associated with the following lighting equipment is not included in calculating total connected lighting power.
 - 1.1. Professional sports arena playing field lighting.
 - 1.2. Lighting in sleeping units.

Committee Action: **Disapproved**

Committee Reason: The committee is concerned that reducing the text to sleeping units, that the application to guest rooms that are full dwelling units is unclear.

Assembly Action: **None**

CE313-13

Withdrawn by Proponent

CE314-13

Committee Action: **Approved as Submitted**

Committee Reason: The proposal replaces out of date term with current terminology consistent with the *International Building Code*.

Assembly Action: **None**

CE315-13

Withdrawn by Proponent

CE316-13

Committee Action: **Approved as Submitted**

Committee Reason: The proposal provides a clear replacement of the footnote into the body of the code text where it can be better applied.

Assembly Action: **None**

CE317-13

Committee Action: **Approved as Submitted**

Committee Reason: The proposal is a companion to CE316-13, but provides better organization for the relocation of the footnote. A requirement is preferred over an exception.

Assembly Action: **None**

CE318-13

Withdrawn by Proponent

CE319-13

Committee Action: **Approved as Submitted**

Committee Reason: Refines the requirement to focus on the system of lighting and not individual fixtures.

Assembly Action: **None**

CE320-13

Committee Action: **Approved as Submitted**

Committee Reason: The proposal clarifies the text in this cell of the table.

Assembly Action: **None**

CE321-13

Committee Action: **Approved as Submitted**

Committee Reason: The proposal simplifies the calculation of façade lighting and eliminates an undefined term which makes the current calculation difficult.

Assembly Action: **None**

CE322-13

Committee Action: **Approved as Submitted**

Committee Reason: The proposal clarifies that the text applies to Group R-2 occupancies.

Assembly Action: **None**

CE323-13

Committee Action: **Disapproved**

Committee Reason: Consistent with the action taken on CE325-13, this similar proposal was disapproved.

Assembly Action: **None**

CE324-13

Committee Action: Disapproved

Committee Reason: The proponent requested disapproval.

Assembly Action: None

CE325-13

Committee Action: Disapproved

Committee Reason: The application to existing buildings is unclear. The threshold of 25,000 square feet is too low. The committee wasn't clear whether residential dwelling/sleeping units were exempted. Just providing meters doesn't save energy.

Assembly Action: None

CE326-13

Committee Action: Disapproved

Committee Reason: The proposal was similar to CE325-13 and was disapproved for the same reasons.

Assembly Action: None

CE327-13

Withdrawn by Proponent

CE328-13

Committee Action: Disapproved

Committee Reason: The proposal only addresses solar and not other renewable energy installations such as wind. While intended to reduce barriers, it actually requires installation of features that may never be used.

Assembly Action: None

CE329-13

Committee Action: Approved as Submitted

Committee Reason: The proposal is consistent with federal regulations of transformers and its placement in the code will restrict the reuse of older transformers. Some on the committee felt that this wasn't appropriate for inclusion in an energy code.

Assembly Action: None

CE330-13

Committee Action: Disapproved

Committee Reason: The proposal would likely backfire. There are already too few plugs for the equipment in modern commercial offices and other facilities. Having certain receptacles which automatically shut off will tempt people use the remaining and add multiple outlet devices and extension cords. The concept will too easily be worked around.

Assembly Action: None

CE331-13

For staff analysis of the content of DOE 10CFR 431 Subpart B, App. B, and NEMA MG1-2011 relative to CP#28, Section 3.6, please visit: http://www.iccsafe.org:8888/cs/codes/Documents/2012-13cycle/Proposed-A/00a_updates.pdf

Committee Action:

Approved as Submitted

Committee Reason: While the proposal integrates federal standard which need to be complied with in the manufacturer of new equipment, placing this in the code will act to limit after market use of existing equipment in new buildings.

Assembly Action:

None

CE332-13

Committee Action:

Disapproved

Committee Reason: The committee felt this proposal was inferior to later items. The standard for this equipment needs to be referenced as shown in CE333-13.

Assembly Action:

None

CE333-13

For staff analysis of the content of ASME A17.1/CSA B44-2010 relative to CP#28, Section 3.6, please visit: http://www.iccsafe.org:8888/cs/codes/Documents/2012-13cycle/Proposed-A/00a_updates.pdf

Committee Action:

Approved as Submitted

Committee Reason: The proposal will lead to energy savings. The industry has developed the acceptable methodologies and included them in the referenced standards. There was some concern that the threshold for application of this new provision was unclear.

Assembly Action:

None

CE334-13

Withdrawn by Proponent

CE335-13

Committee Action:

Disapproved

Committee Reason: Based on the approval of CE337-13, this proposal is unneeded.

Assembly Action:

None

CE336-13

Committee Action:

Approved as Submitted

Committee Reason: Provides clarity for this provision of the code.

Assembly Action:

None

CE337-13

Committee Action: **Approved as Submitted**

Committee Reason: The proposal both simplifies the provisions for additional efficiency packages and increases the options open to designers of each building. The existing tables have known flaws and replacing the HVAC proposal with a simple percentage increase in savings increases flexibility.

Assembly Action: **None**

CE338-13

Committee Action: **Disapproved**

Committee Reason: Based on the approval of CE337-13, the proponent's requested disapproval.

Assembly Action: **None**

CE339-13

Committee Action: **Approved as Submitted**

Committee Reason: The proposal is editorial. It doesn't change the technical requirements of the code. If CE337-13 is sustained by final action, this action is redundant.

Assembly Action: **None**

CE340-13

Committee Action: **Disapproved**

Committee Reason: Addressed with the approval of CE337-13. This change is not needed.

Assembly Action: **None**

CE341-13

Committee Action: **Disapproved**

Committee Reason: Revision is not needed based on the replacement of this section with the approval of CE337-13.

Assembly Action: **None**

CE342-13

Committee Action: **Disapproved**

Committee Reason: The proposal adds unneeded and confusing language. The code already allows the code official to request construction documents to be submitted which substantiate compliance.

Assembly Action: **None**

CE343-13

Committee Action: **Disapproved**

Committee Reason: The proposal would put an artificial restriction on the performance path methodology. Such runs counter to the intent of the performance path option and restricts the flexibility of the design professional.

Assembly Action: **None**

CE344-13

For staff analysis of the content of DOE NREL/TP-5500-46861-11 relative to CP#28, Section 3.6, please visit: http://www.iccsafe.org:8888/cs/codes/Documents/2012-13cycle/Proposed-A/00a_updates.pdf

Committee Action: **Disapproved**

Committee Reason: The proponent requested disapproval because the current proposal doesn't reflect his original intent..

Assembly Action: **None**

CE345-13

Committee Action: **Approved as Submitted**

Committee Reason: The revisions clarify that the report isn't generated by the computer program, but based on information generated by the programs.

Assembly Action: **None**

CE346-13

For staff analysis of the content of CRRC-1-2012 relative to CP#28, Section 3.6, please visit: http://www.iccsafe.org:8888/cs/codes/Documents/2012-13cycle/Proposed-A/00a_updates.pdf

Committee Action: **Disapproved**

Committee Reason: This proposal would conflict with the text approved under CE119-13 and CE120-13.

Assembly Action: **None**

CE347-13

Committee Action: **Approved as Submitted**

Committee Reason: The proposal clarifies the application of two rows of the table through fixes to the building component description.

Assembly Action: **None**

CE348-13

Committee Action: **Approved as Modified**

Modify the proposal as follows:

- d. If an economizer is required in accordance with Table C403.3.1(1), and if no economizer exists or is specified in the proposed design, then a supply air economizer shall be provided in the standard reference design in accordance with Section C403.3.1.

Committee Reason: The modification is to provide the correct phrasing of "standard reference design". The proposal corrects the references and clarifies the footnote.

Assembly Action: **None**

CE349-13

Committee Action: **Approved as Submitted**

Committee Reason: The proposal allows flexibility in the design and gives guidance to the code user.

Assembly Action: **None**

CE350-13

Committee Action: **Disapproved**

Committee Reason: Commissioning is an important part of the code and should not be moved to an optional appendix. Building owners want a level of confidence that the complex systems work, commissioning provides a methodology to assure the systems functionality.

Assembly Action: **None**

CE351-13

Committee Action: **Approved as Submitted**

Committee Reason: The proposal provides editorial clean up to the provisions and use of appropriate terminology.

Assembly Action: **None**

CE352-13

Committee Action: **Approved as Submitted**

Committee Reason: The change provides clarity to code requirements for the timing of the commissioning.

Assembly Action: **None**

CE353-13

Committee Action: **Approved as Submitted**

Committee Reason: Clarifies that the exception applies to systems within the dwelling unit or sleeping unit.

Assembly Action: **None**

CE354-13

Committee Action: **Approved as Submitted**

Committee Reason: The proposal clarifies the application of this part of the text.

Assembly Action: **None**

CE355-13

Committee Action: **Disapproved**

Committee Reason: The process should not be delayed waiting for the formality of the submitted report.

Assembly Action: **None**

CE356-13

Committee Action: **Approved as Submitted**

Committee Reason: The committee approved the proposal because the information on the lighting controls is just as important as those on the HVAC systems. The listing of manual items is simply information for the building owner, it requires no action. Some felt that some or all of this would be better placed in commentary. Some felt that details on each luminaire is excessive detail.

Assembly Action: **None**

CE357-13

Committee Action: **Disapproved**

Committee Reason: The proponent requested disapproval in order to address needed revisions.

Assembly Action: **None**

CE358-13

Committee Action: **Disapproved**

Committee Reason: CE284-13 addressed this topic better than this proposal.

Assembly Action: **None**

CE359-13

Committee Action: **Disapproved**

Committee Reason: Based on previous action, the proponent requested disapproval.

Assembly Action: **None**

CE360-13

Committee Action: **Disapproved**

Committee Reason: Consistent with previous action, this proposal was disapproved.

Assembly Action: **None**

CE361-13

Committee Action: **Disapproved**

Committee Reason: The committee felt that the code should allow this as an owner option and not a requirement. They felt that the 'reserved area' concept is not workable over time. Residential use buildings should be exempted. Even if it is in an appendix, it needed to be acceptable code language.

Assembly Action: **Approved as Modified**

The modification included in the Assembly Action is to change the proposal to be located in an Appendix chapter in the Commercial IECC without any change to the text of the proposal.

CE362-13

Errata for this proposal is contained in the [Updates to the 2013 Proposed Changes](#) posted on the ICC website. Please go to <http://www.iccsafe.org/cs/codes/Documents/2012-2014Cycle/Proposed-B/00-CompleteGroupB-MonographUpdates.pdf> for more information.

Part I of this code changes was heard by the Commercial Energy Conservation Code Development Committee and Part II was heard by the Residential Energy Conservation Code Development Committee.

PART I – IECC - Commercial

Committee Action: **Approved as Submitted**

Committee Reason: The change will provide needed energy efficiency.

Assembly Action: **None**

PART II – IECC – Residential

Committee Action: **Approved as Submitted**

Committee Reason: This is a needed, simple energy saving technology.

Assembly Action: **None**

CE363-13

Errata for this proposal is contained in the [Updates to the 2013 Proposed Changes](#) posted on the ICC website. Please go to <http://www.iccsafe.org/cs/codes/Documents/2012-2014Cycle/Proposed-B/00-CompleteGroupB-MonographUpdates.pdf> for more information.

Committee Action: **Approved as Submitted**

Committee Reason: The regulation of controls should be part of the International Plumbing Code. This provision sets up a conflict, or potential conflict, if not maintained appropriately.

Assembly Action: **None**

CE364-13

Errata for this proposal is contained in the [Updates to the 2013 Proposed Changes](#) posted on the ICC website. Please go to <http://www.iccsafe.org/cs/codes/Documents/2012-2014Cycle/Proposed-B/00-CompleteGroupB-MonographUpdates.pdf> for more information.

Both parts of this code changes were heard by the Commercial Energy Conservation Code Development Committee.

PART I – IECC - Commercial

Committee Action: **Disapproved**

Committee Reason: This section needs to stay in the code based on previous actions taken on proposals affecting this section.

Assembly Action: **None**

PART II – IPC

Committee Action:

Disapproved

Committee Reason: This section needs to stay in the code based on previous actions taken on proposals affecting this section.

Assembly Action:

None

2013 PROPOSED CHANGES TO THE INTERNATIONAL ENERGY CONSERVATION CODE- RESIDENTIAL PROVISIONS

INTERNATIONAL COMMERCIAL ENERGY CONSERVATION CODE - RESIDENTIAL COMMITTEE

Paul Armstrong, PE, CBO - Chair
CSG Regional Manager, So Cal
CSG Consultants
Santa Ana, CA

Donald J. White – Vice Chair
Plans Examiner
City of Las Vegas, Nevada
Las Vegas, NV

Matt Belcher
Rep: National Association of Home
Builders
President
Belcher Homes – Belcher Realty &
Investment Co., Inc.
Wildwood, MO

Don Plass, MCP
Rep: Village of Hampshire
Sleepy Hollow, IL

Dean Potter
Rep: National Association of Home
Builders
VP, Quality AssuranRE ProREsses
K. Hovnanian Homes
Red Bank, NJ

Robert D. Ross
Rep: National Association of Home
Builders G&R Construction ServiREs
LLC
Granger, TX

Stephen Turchen
Engineer III
Fairfax County VA, Department of
Public Works & Environmental ServiREs
Fairfax, VA

John Umphress
Rep: City of Austin, TX
Green Building & Sustainability
Consultant, Sr.
Austin Energy Green Building
Austin, TX

Donald J. Vigneau, AIA
Building Energy Codes Project Manager
Northeast Energy Efficiency
Partnerships, Inc.
Lexington, MA

David W. Ware
Energy Specialist
California Energy Commission
Sacramento, CA

Staff Secretariat:

David Bowman, PE
Manager, Codes
International Code Council
Chicago District OffiRE
4051 W. Flossmoor Rd
Country Club Hills, IL 60478
888-422-7233 x4323 Fax: 708-799-
0320
Dbowman@iccafe.org

**INTERNATIONAL ENERGY CONSERVATION
CODE
REPORT OF THE COMMITTEE ACTION HEARING
RESULTS**

RE1-13

Committee Action: **Approved as Submitted**

Committee Reason: This code change proposal appropriately removes a provision that does not apply to the IECC-Residential provisions. This cleans up some duplicity caused by the separation of the Residential and Commercial provisions into separate codes.

Assembly Action: **None**

RE2-13

For staff analysis of the content of RESNET PDS 301-01-2013 relative to CP#28, Section 3.6, please visit: http://www.iccsafe.org:8888/cs/codes/Documents/2012-13cycle/Proposed-A/00a_updates.pdf

Committee Action: **Disapproved**

Committee Reason: The code change proposal is obviously incomplete and not ready for inclusion in the code. In addition, the RESNET standard proposed for inclusion in the code is not in compliance with CP#28, Section 3.6.

Assembly Action: **None**

RE3-13

Committee Action: **Approved as Submitted**

Committee Reason: This code change proposal appropriately removes a provision that does not apply to the IECC-Residential provisions.

Assembly Action: **None**

RE4-13

Committee Action: **Disapproved**

Committee Reason: The proposal would bring unnecessary complexity to the requirements for glazing area. In past code change cycles the concept of glazing area related to cardinal direction was rejected as too complex. This code change proposal is even more complex and difficult to apply. In addition the opponents brought some concerns about the cost data provided.

Assembly Action: **None**

RE5-13

Committee Action: **Approved as Submitted**

Committee Reason: This is an appropriate clean-up of the IECC-Residential Provisions that will lessen confusion in applying the code.

Assembly Action: **None**

RE6-13

Committee Action: **Approved as Modified**

Modify the proposal as follows:

INSULATED SIDING. An ~~insulated cladding~~ type of continuous insulation with manufacturer-installed insulating material as an integral part of the cladding product having a minimum R-value of R-2, ~~based on testing in accordance with ASTM C1363.~~

Committee Reason: This proposal will add more information about a product that can be used to meet code envelope requirements. This gives builders more flexibility with more products that can be used to meet the code requirements.

Assembly Action: **None**

RE7-13

Committee Action: **Disapproved**

Committee Reason: ACCA Manual J gives a range of design conditions which are too broad a range to standardize the loads.

Assembly Action: **None**

RE8-13

Committee Action: **Disapproved**

Committee Reason: The proposal does not contain enough information to decide that this is appropriate for all climate zones and for all the conditions that have been defined. This might be more appropriate as an appendix for jurisdictions to decide if this is appropriate for their community. In addition, the proposal is written in an overly complicated manner. This can be simpler.

Assembly Action: **None**

RE9-13

Committee Action: **Disapproved**

Committee Reason: The proposal does not contain enough information to decide that this is appropriate for all climate zones and for all the conditions that have been defined. This might be more appropriate as an appendix for jurisdictions to decide if this is appropriate for their community. In addition, the proposal is written in an overly complicated manner. This can be simpler.

Assembly Action: **None**

RE10-13

Committee Action: **Disapproved**

Committee Reason: The committee considered the higher allowable house leakage rate to be a lessening of stringency as this would allow looser duct connections.. The proposed change failed to place enough focus on

energy consumption. The code already has flexibility in the performance path of Section 405; therefore this is not necessary.

Assembly Action: **None**

RE11-13

Committee Action: **Approved as Submitted**

Committee Reason: This proposed change provides language that adds clarity to code logic.

Assembly Action: **None**

RE12-13

Committee Action: **Disapproved**

Committee Reason: This was disapproved in favor of RE11-13.

Assembly Action: **None**

RE13-13

Committee Action: **Disapproved**

Committee Reason: While this is a commendable attempt to provide flexibility for this certificate installation, it requires a structure for a database that would need to be established in local communities. This can only be implemented if such a structure already exists. In most communities this is still not feasible.

Assembly Action: **None**

RE14-13

Committee Action: **Approved as Submitted**

Committee Reason: The committee agreed that posting the certificate on the electrical panel is not necessarily a good idea, and that this proposal provides a better approach.

Assembly Action: **None**

RE15-13

Committee Action: **Disapproved**

Committee Reason: The committee preferred the approach taken on RE14-13.

Assembly Action: **None**

RE16-13

Committee Action: **Approved as Submitted**

Committee Reason: In conjunction with RE14-13, this is a needed stipulation that allows installation on the electrical panel, and then retains language to prevent covering the circuit directory.

Assembly Action: **None**

RE17-13

Committee Action: Disapproved

Committee Reason: The committee disagreed that this re-organization is necessary. The technical requirements do not change, and the code is easily understood as it is presently organized.

Assembly Action: None

RE18-13

Committee Action: Approved as Submitted

Committee Reason: This pointer for requirements for vapor retarders is needed in the code, because this product is often part of the building envelope.

Assembly Action: None

RE19-13

Committee Action: Disapproved

Committee Reason: These types of options can be accomplished through the performance path. It is not necessary to install this set of options in the minimum requirements table.

Assembly Action: None

RE20-13

Committee Action: Disapproved

Committee Reason: From the testimony provided, there seemed to be some strong disagreement on the cost data provided. This reduction in fenestration U-Factor is too drastic. The technology to achieve this is not proven.

Assembly Action: None

RE21-13

Committee Action: Disapproved

Committee Reason: Disapproved for the same reason as given in RE20-13.

Assembly Action: None

RE22-13

Committee Action: Disapproved

Committee Reason: The committee was concerned that the availability of materials, and the cost effectiveness of this proposed revision is in question.

Assembly Action: None

RE23-13

Committee Action: **Disapproved**

Committee Reason: The exception in the footnote for impact rated glazing is no longer necessary as products are now readily available to accomplish the impact rating with the fenestration U-factors in the table for Climate Zones 1, 2, and 3).

Assembly Action: **None**

RE24-13

Committee Action: **Disapproved**

Committee Reason: This proposal would lessen the stringency of the code.

Assembly Action: **None**

RE25-13

Committee Action: **Disapproved**

Committee Reason: There is no technical justification to support this reduction in energy efficiency.

Assembly Action: **None**

RE26-13

Committee Action: **Disapproved**

Committee Reason: This proposal would constitute an extreme roll-back in the energy efficiency requirements of the code.

Assembly Action: **None**

RE27-13

Withdrawn by Proponent

RE28-13

Committee Action: **Disapproved**

Committee Reason: This proposal would constitute a roll-back in the energy efficiency requirements of the code.

Assembly Action: **None**

RE29-13

Committee Action: **Disapproved**

Committee Reason: The flexibility for structural panels in the current footnote is necessary, especially in high seismic zones.

Assembly Action: **None**

RE30-13

Committee Action:

Approved as Modified

Modify the proposal as follows:

**TABLE R402.1.1 (N1102.1.1)
INSULATION AND FENESTRATION REQUIREMENTS BY COMPONENT^a**

- h. First value is cavity insulation, second is continuous insulation, or ~~insulated siding or combination of the two~~, so "13 + 5" means R-13 cavity insulation plus R-5 continuous insulation, ~~insulated siding or combination of the two~~. If structural sheathing covers 40 percent or less of the exterior, continuous insulation R-value shall be permitted to be reduced by no more than R-3 in the locations where structural sheathing is used ~~to maintain a consistent total sheathing thickness~~.

(Portions of table not shown remain unchanged)

Committee Reason: This clarifies the application of the code regarding continuous insulation and insulated siding. The modification coordinates this change with previous actions taken which include mention of insulated siding in the definition of continuous insulation.

Assembly Action:

None

RE31-13

Committee Action:

Disapproved

Committee Reason: Disapproved in accordance with the proponent's request. The proponent conceded that the proposals for lessening of stringency based on various payback periods were being consistently disapproved by the committee.

Assembly Action:

None

RE32-13

Committee Action:

Disapproved

Committee Reason: Disapproved in accordance with the proponent's request. The proponent conceded that the proposals for lessening of stringency based on various payback periods were being consistently disapproved by the committee.

Assembly Action:

None

RE33-13

Committee Action:

Disapproved

Committee Reason: Disapproved in accordance with the proponent's request. The proponent conceded that the proposals for lessening of stringency based on various payback periods were being consistently disapproved by the committee.

Assembly Action:

None

RE34-13

Committee Action:

Disapproved

Committee Reason: Disapproved in accordance with the proponent's request. The proponent conceded that the proposals for lessening of stringency based on various payback periods were being consistently disapproved by the committee.

Assembly Action:

None

RE35-13

Committee Action: **Disapproved**

Committee Reason: Disapproved in accordance with the proponent's request. The proponent conceded that the proposals for lessening of stringency based on various payback periods were being consistently disapproved by the committee.

Assembly Action: **None**

RE36-13

Committee Action: **Disapproved**

Committee Reason: This is not a necessary trade-off. R20 can be met in all framing situations.

Assembly Action: **None**

RE37-13

Committee Action: **Disapproved**

Committee Reason: The proponent requested disapproval based on uncertainty about the supporting data.

Assembly Action: **None**

RE38-13

Committee Action: **Disapproved**

Committee Reason: Disapproved in accordance with the proponent's request. The proponent conceded that the proposals for lessening of stringency based on various payback periods were being consistently disapproved by the committee.

Assembly Action: **None**

RE39-13

Withdrawn by Proponent

RE40-13

Committee Action: **Disapproved**

Committee Reason: Disapproved in accordance with the proponent's request. The proponent conceded that the proposals for lessening of stringency based on various payback periods were being consistently disapproved by the committee.

Assembly Action: **None**

RE41-13

Committee Action: **Disapproved**

Committee Reason: The committee preferred the treatment of this subject in RE43-13.

Assembly Action: **None**

RE42-13

Committee Action: **Disapproved**

Committee Reason: This is seemingly making the code more complicated and confusing for dealing with this product when dealing with the R-Value method. The present language has worked acceptably.

Assembly Action: **None**

RE43-13

Committee Action: **Approved as Submitted**

Committee Reason: This language clarifies the intent of the code and simplifies application.

Assembly Action: **None**

RE44-13

Errata: The proposal only intends a change to Zones 3 and 4 in the Frame Wall U-Factor column.

Committee Action: **Approved as Submitted**

Committee Reason: This code change proposal bring transparency and accuracy to the code by using more realistic assumptions to generate Climate Zones 3-4 wood frame wall *U*-factors in Table R402.1.3.

Assembly Action: **None**

RE45-13

Errata: The proposal only intends a change to Zones 1 and 2 in the Frame Wall U-Factor column.

Committee Action: **Approved as Submitted**

Committee Reason: This code change proposal brings transparency and accuracy to the code by using more realistic assumptions to generate Climate Zones 1 and 2 wood frame wall *U*-factors in Table R402.1.3.

Assembly Action: **None**

RE46-13

Committee Action: **Approved as Submitted**

Committee Reason: This code change proposal brings transparency and accuracy to the code by using more realistic assumptions to generate Climate Zones 3-5 wood frame wall *U*-factors in Table R402.1.3.

Assembly Action: **None**

RE47-13

Errata: The proposal only intends a change to Zones 6, 7 and 8 in the Frame Wall U-Factor column.

Committee Action: **Approved as Submitted**

Committee Reason: This code change proposal brings transparency and accuracy to the code by using more realistic assumptions to generate Climate Zones 6, 7 and 8 wood frame wall *U*-factors in Table R402.1.3.

Assembly Action: **None**

RE48-13

Committee Action: **Disapproved**

Committee Reason: The proposed changes would be inconsistent with the changes approved in RE45-13.

Assembly Action: **None**

RE49-13

Committee Action: **Disapproved**

Committee Reason: The proposed changes would be inconsistent with the changes approved in RE47-13.

Assembly Action: **None**

RE50-13

Committee Action: **Approved as Submitted**

Committee Reason: This proposal provides a consistent, comprehensive code change for frame wall U-Factors for all climate zones. The values are consistent with previous actions (RE44-RE47).

Assembly Action: **None**

RE51-13

Committee Action: **Disapproved**

Committee Reason: This material is not necessary in the code. It is good guidance to provide in commentary or handbooks. The proposal also does not include all possible options in these calculations, which could cause confusion regarding what is allowed by the code.

Assembly Action: **None**

RE52-13

Committee Action: **Disapproved**

Committee Reason: The proposal would require a Total UA calculation for the building to deal with this situation for attic insulation. This approach is too severe for this situation.

Assembly Action: **None**

RE53-13

Committee Action: **Approved as Submitted**

Committee Reason: This code change proposal provides language that clarifies the committee's understanding of the present intent of the code.

Assembly Action: **None**

RE54-13

Committee Action: Disapproved

Committee Reason: The committee disapproved this in preference to the language and approach in RE53-13.

Assembly Action: None

RE55-13

Committee Action: Disapproved

Committee Reason: The committee disapproved this in preference to the language and approach in RE53-13.

Assembly Action: None

RE56-13

For staff analysis of the content of ASTM C1224-11 relative to CP#28, Section 3.6, please visit:
http://www.iccsafe.org:8888/cs/codes/Documents/2012-13cycle/Proposed-A/00a_updates.pdf

Committee Action: Disapproved

Committee Reason: No data has been provided to establish the impact on energy use in a building.

Assembly Action: None

RE57-13

For staff analysis of the content of ASTM C1224-11 relative to CP#28, Section 3.6, please visit:
http://www.iccsafe.org:8888/cs/codes/Documents/2012-13cycle/Proposed-A/00a_updates.pdf

Committee Action: Disapproved

Committee Reason: An installation standard, if needed, should apply to installation everywhere, not just in vented attics. Given that the proposed standards do not agree with all roofing industry materials installation issues, the material installation, when used, should be contained in manufacturer's installation instructions and construction specifications based upon specific roofing materials.

Assembly Action: None

RE58-13

Committee Action: Disapproved

Committee Reason: This exception is unnecessary. The code allows this approach, and this needs not be stated.

Assembly Action: None

RE59-13

Committee Action: Disapproved

Committee Reason: This provides for the same reduction in ceiling insulation values on attic access doors in all climate zones, and without regard to the size of the opening or percentage of opening. This could mean a drastic drop in insulation in cold climate zones.

Assembly Action: None

RE60-13

Committee Action:

Approved as Submitted

Committee Reason: This code change provides a straightforward solution to a practical problem. The method has been tried and shown to work.

Assembly Action:

None

RE61-13

Committee Action:

Disapproved

Committee Reason: The proposal includes a requirement for no compression of the installation. In practicality, there will be some compression, if very little. However, the proposed text makes no allowance for that.

Assembly Action:

None

RE62-13

Committee Action:

Disapproved

Committee Reason: This provision for a separate room for mechanical equipment outside of the thermal envelope is an excessively restrictive proposal that is not needed.

Assembly Action:

None

RE63-13

Committee Action:

Approved as Submitted

Committee Reason: This proposal clarifies the issue of structural sheathing with continuous insulation presently contained in footnote h of Table R402.1.1. The information is appropriately placed in the body of code text.

Assembly Action:

None

RE64-13

For staff analysis of the content of ANSI/CRCC-1-2012 and ASTM E1980-11 relative to CP#28, Section 3.6, please visit: http://www.iccsafe.org:8888/cs/codes/Documents/2012-13cycle/Proposed-A/00a_updates.pdf

Committee Action:

Approved as Modified

Modify the proposal as follows:

Revise date of referenced standard ANSI/CRCC-1 from 2010 to 2012.

In addition, revise footnote a as follows:

- a. The use of area-weighted averages to meet these requirements shall be permitted. Materials lacking initial tested values for either *solar reflectance emittance* or *thermal reflectance emittance*, shall be assigned both an initial *solar reflectance emittance* of 0.10 and an initial *thermal emittance* of 0.90. Materials lacking three-year aged tested values for either *solar reflectance emittance* or *thermal reflectance emittance*, shall be assigned both a three-year aged *solar reflectance* of 0.10 and a three-year aged *thermal emittance* of 0.90.

Committee Reason: The modification to the reference year of the standard is to use the most recent edition of ANSI/CRCC-1. The modification to the footnote is to use the technically correct terminology. Cool roofs are a proven technology that is already required in the IECC-Commercial provisions. Cool roofs provide significant energy savings.

Assembly Action:

None

RE65-13

Committee Action: **Disapproved**

Committee Reason: See RE66-13. In addition, this introduces the term 'weighted average' that in this context is ill defined.

Assembly Action: **None**

RE66-13

Committee Action: **Disapproved**

Committee Reason: The proponent did not provide any technical justification showing equivalence of projection factors to SHGC values. The projections do not provide the same reduction of solar heat gain all of the time, in all circumstances whereas a window with a specific SHGC rating can be counted upon. Therefore this trades off sure savings with possible savings.

Assembly Action: **None**

RE67-13

Committee Action: **Disapproved**

Committee Reason: The proposal contains some inconsistencies, for instance the proposal overvalues solar heat gain in winter. Trading higher U-factor for higher solar heat gain coefficient is trading a sure, certain envelope value (U-factor) for an uncertain envelope value (SHGC).

Assembly Action: **None**

RE68-13

Committee Action: **Approved as Modified**

Modify the proposal as follows:

R402.3.5 (N1102.3.5) Sunroom fenestration. All *sunrooms* enclosing conditioned space shall meet the fenestration requirements of this code.

Exception: For *sunrooms* with *thermal isolation* and enclosing *conditioned space*, the following exceptions to the fenestration requirements of this code shall apply:

1. In Climate Zones 2 through 8 the maximum fenestration *U*-factor shall be 0.45;
2. The maximum skylight *U*-factor shall be 0.70.
2. ~~In Climate Zones 1 through 3 the maximum SHGC shall be 0.30.~~

Committee Reason: This exception to allow fenestration U-Factor in sunrooms essentially fixes an inconsistency in the code in Climate Zones 2 and 3 given that U-Factors in these two climate zones were lowered in the last code cycle, for the 2012 Code. The modification was made at the proponent's request to remove changes to SHGC values from the issue, and simply deal with U-factor.

Assembly Action: **None**

RE69-13

Committee Action: **Disapproved**

Committee Reason: This proposed exception would represent far too great an amount of allowance for reduction in fenestration in a building. In addition, this does not limit the replacement to a single time.

Assembly Action: **None**

RE70-13

Committee Action:

Approved as Modified

Modify the proposal as follows:

R402.2.13 (N1102.2.13) Thermally isolated garage insulation. All conditioned garages shall be.....

(Portions of code change not shown remain unchanged)

Committee Reason: This addresses an issue that comes up frequently in residential construction. The modification simply reflects the proponent's intent.

Assembly Action:

None

RE71-13

Committee Action:

Disapproved

Committee Reason: These trade-offs would serve to complicate the code and represent a weakening of the stringency of the code.

Assembly Action:

None

RE72-13

Committee Action:

Approved as Submitted

Committee Reason: This is an "energy neutral" trade-off", allowing duct tightness to be a trade-off when using the performance path.

Assembly Action:

None

RE73-13

Committee Action:

Disapproved

Committee Reason: This proposal is the same as RE72-13, except that verification testing by a 3rd party would be required. The committee disapproved this on the basis that it did not agree that 3rd party testing would be required.

Assembly Action:

None

RE74-13

Committee Action:

Disapproved

Committee Reason: The proponent requested disapproval on the basis that this issue was dealt with in RE18-13.

Assembly Action:

None

RE75-13

Committee Action:

Disapproved

Committee Reason: This proposal would remove the requirement for an air barrier in Climate Zones 1, 2, and 3 because the reference to Section C402.4 leads to the general exception in Section C402.4.1.

Assembly Action:

None

RE76-13

Committee Action: **Disapproved**

Committee Reason: The proposal is possibly good as a guide, but the text contains technical inconsistencies that make it undesirable for code text. In addition, the committee preferred RE85-12.

Assembly Action: **None**

RE77-13

Committee Action: **Disapproved**

Committee Reason: This proposed change is too broad in scope. In addition, it fails to split items into separate tasks, therefore a potential for confusion in applying the code.

Assembly Action: **None**

RE78-13

Committee Action: **Disapproved**

Committee Reason: The language is vague, making application of the code difficult.

Assembly Action: **None**

RE79-13

Committee Action: **Disapproved**

Committee Reason: Proponent recommended disapproval given action on RE63-13.

Assembly Action: **None**

RE80-13

Committee Action: **Disapproved**

Committee Reason: Rather than clarifying, the propose language provides unnecessary language to a provision that is presently understood.

Assembly Action: **None**

RE81-13

Committee Action: **Disapproved**

Committee Reason: The provision as written provides for a scenario where the sealing method as configured could cause moisture problems.

Assembly Action: **None**

RE82-13

Committee Action: **Disapproved**

Committee Reason: Consistent with committee's disapproval of RE81-13. The proponent requested disapproval.

Assembly Action: **None**

RE83-13

Committee Action:

Approved as Modified

Modify the proposal as follows:

First sentence in "Criteria" column:

Cavities within corners and headers of frame walls shall be insulated by completely filling the cavity with a material having a thermal resistance of R3 per inch minimum.

Committee Reason: This a practical approach for an air barrier in corners and headers of frame walls. The modification is made to qualify where sealing is needed.

Assembly Action:

None

RE84-13

Committee Action:

Approved as Submitted

Committee Reason: This code change is consistent with the text approved in RE60-13.

Assembly Action:

None

RE85-13

Committee Action:

Approved as Submitted

Committee Reason: The separation of air barrier criteria from insulation criteria is useful to the inspector and the builder, in order make the code easier to understand and apply. This proposal makes no changes to the code, it is a re-format.

Assembly Action:

None

RE86-13

Committee Action:

Approved as Modified

Modify the proposal as follows:

R402.4.2 (N1102.4.2) Fireplaces. New wood-burning fireplaces shall have tight fitting flue dampers or doors, and outdoor combustion air. When using tight-fitting doors on factory-built fireplaces listed and labeled in accordance with UL 127 fireplaces, they must the doors shall be tested and listed for the fireplace. Where using tight-fitting doors on masonry fireplaces, the doors shall be listed and labeled in accordance with UL907.

Committee Reason: Factory-built fireplaces must be specifically tested for gasketed doors. This is a safety issue that needs to be addressed in the code. The modification adds a testing standard for tight-fitting doors on masonry fireplaces, to address safety issues.

Assembly Action:

None

RE87-13

Committee Action:

Disapproved

Committee Reason: The committee favored the language in RE86-13.

Assembly Action:

None

RE88-13

Committee Action: Disapproved

Committee Reason: This is would be a weakening of the code stringency. In addition, 3rd party testing is not necessary.

Assembly Action: None

RE89-13

Withdrawn by Proponent

RE90-13

Committee Action: Disapproved

Committee Reason: This is a decrease in stringency relative to the 2012 IECC.

Assembly Action: None

RE91-13

For staff analysis of the content of ASTM E779-10 and ASTM E1827-11 relative to CP#28, Section 3.6, please visit: http://www.iccsafe.org:8888/cs/codes/Documents/2012-13cycle/Proposed-A/00a_updates.pdf

Committee Action: Approved as Submitted

Committee Reason: This proposal adds appropriate standards for blower door test methods to the code.

Assembly Action: None

RE92-13

Withdrawn by Proponent

RE93-13

Committee Action: Disapproved

Committee Reason: This proposal was not supported by technical justification related to the energy efficiency impact. In addition, no cost justification was provided.

Assembly Action: None

RE94-13

Committee Action: Disapproved

Committee Reason: The proposal was made with no cost justification. In addition this would remove flexibility for the builder from the code.

Assembly Action: None

RE95-13

Committee Action: Disapproved

Committee Reason: Maximums U-Factors and SHGC are needed to avoid issues with peak demand and moisture. This is an important "backstop" to assure minimum levels of envelope integrity. These minimums are used widely, and have been for several years.

Assembly Action: None

RE96-13

Committee Action: Disapproved

Committee Reason: The proponent did not demonstrate the technical merits of this proposal in a justifiable manner.

Assembly Action: None

RE97-13

Committee Action: Disapproved

Committee Reason: The proponent did not appear to answer some questions that the committee had regarding this proposal.

Assembly Action: None

RE98-13

Committee Action: Disapproved

Committee Reason: This proposed change would limit types of heating equipment, which unreasonably limits flexibility in application of the code.

Assembly Action: None

RE99-13

Committee Action: Disapproved

Committee Reason: The proposal would require a third party testing agency which is overly restrictive for many communities.

Assembly Action: None

RE100-13

Committee Action: Disapproved

Committee Reason: The committee believed this to be an unnecessary clean-up and reformat of the code. It does not add to the code's clarity.

Assembly Action: None

RE101-13

Committee Action: Disapproved

Committee Reason: The language in the proposed text is vague and unenforceable. This unnecessarily limits flexibility in location of the thermostat.

Assembly Action: None

RE102-13

Committee Action: Disapproved

Committee Reason: This is not an energy code issue.

Assembly Action: None

RE103-13

Committee Action: **Approved as Submitted**

Committee Reason: The original intent of this section of the code was the thermostat being preset by the manufacturer.

Assembly Action: **None**

RE104-13

Committee Action: **Disapproved**

Committee Reason: Programmable thermostats are an inexpensive technology that allows the opportunity for the homeowner to save energy.

Assembly Action: **None**

RE105-13

Committee Action: **Approved as Submitted**

Committee Reason: This appropriately places the requirement for a programmable thermostat on all types of HVAC systems. Forced air systems are not the only system that would benefit from a programmable thermostat.

Assembly Action: **None**

RE106-13

Committee Action: **Disapproved**

Committee Reason: This complicates the code needlessly. The existing language is straightforward and understandable.

Assembly Action: **None**

RE107-13

Committee Action: **Approved as Modified**

Modify the proposal as follows:

R403.2.1 (N1103.2.1) Insulation (Prescriptive). Supply and return ducts in attics shall be insulated to a minimum of R-8 where 3 inch diameter and greater and R-6 where less than 3 inch diameter. All other ducts supply and return ducts in other portions of the building shall be insulated to a minimum of R-6 where 3 inch diameter and greater and R-4.2 where less than 3 inch diameter.

Committee Reason: This proposed change reflects the original intent of the code that "all other ducts" was meant to mean supply and return ducts, not bathroom exhausts, etc. The modification is to reflect the fact that energy losses in smaller ducts are less.

Assembly Action: **As Submitted**

RE108-13

Committee Action: **Disapproved**

Committee Reason: The proposal provided no technical justification for elimination of this exception. It is desirable to contain all ductwork within the building envelope. This exception provides a small incentive for doing so.

Assembly Action: **None**

RE109-13

Committee Action: **Approved as Submitted**

Committee Reason: By moving the duct leakage requirements from mandatory to prescriptive the code is allowing tradeoff for improvements in other building components; thus the code is more flexible.

Assembly Action: **None**

RE110-13

Committee Action: **Disapproved**

Committee Reason: The proposal was disapproved in favor of RE111-13.

Assembly Action: **None**

RE111-13

Committee Action: **Approved as Submitted**

Committee Reason: This is an important clarification regarding ducts that can be allowed and how to treat them to ensure integrity of the system.

Assembly Action: **None**

RE112-13

Committee Action: **Approved as Submitted**

Committee Reason: Testing leakage to the outdoors is the more reliable measurement of leaks to the exterior of the building.

Assembly Action: **None**

RE113-13

Committee Action: **Disapproved**

Committee Reason: This issue has been dealt with and discussed in other proposals. No support was provided for the committee to discuss the proposal.

Assembly Action: **None**

RE114-13

Committee Action: **Disapproved**

Committee Reason: The proposed standard is not in compliance with Section 3.6 of CP#28.

Assembly Action: **None**

RE115-13

Committee Action: **Disapproved**

Committee Reason: The proponent requested disapproval based upon action taken by the committee on RE109-13.

Assembly Action: **None**

RE116-13

Committee Action: **Approved as Submitted**

Committee Reason: This proposal is compatible with previous action on code change proposal no. RE112-13. This proposal also installs the information in Table 405.5.2(1) for tested ducts to relate to the change made in RE109-13.

Assembly Action: **None**

RE117-13

Committee Action: **Approved as Submitted**

Committee Reason: The proposed change removes an exception that is not related to energy conservation.

Assembly Action: **None**

RE118-13

Committee Action: **Approved as Submitted**

Committee Reason: The reverse order of items 1 and 2 provides a more logical format that assists the contractor's understanding of the provisions.

Assembly Action: **None**

RE119-13

Committee Action: **Disapproved**

Committee Reason: The proponent recommended disapproval of this code change proposal.

Assembly Action: **None**

RE120-13

Committee Action: **Disapproved**

Committee Reason: There is no way to effectively test building cavities. Returns are especially problematic. A full return without leakage is necessary to protect the integrity of the combustion air zone.

Assembly Action: **None**

RE121-13

Committee Action: **Disapproved**

Committee Reason: This provision would ensure that minimum efficiency equipment be installed in the code, similar to RE142-13; however, since there is at present no federal law on this equipment, this language is not necessary.

Assembly Action: **None**

RE122-13

Committee Action:

Disapproved

Committee Reason: This proposal would require that plumbing plans (water distribution system plumbing) be submitted for every project. Isn't there a simpler way? This would be too difficult for an inspector to check. This could also have the unintended consequence of making designers install additional water heaters.

Assembly Action:

None

RE123-13

Committee Action:

Disapproved

Committee Reason: This code change would inappropriately limit products that can be used for service water heating. This would stifle innovation.

Assembly Action:

None

RE124-13

Committee Action:

Disapproved

Committee Reason: Disapproval requested by the proponent.

Assembly Action:

None

RE125-13

For staff analysis of the content of IEEE 515.1-2012 relative to CP#28, Section 3.6, please visit: http://www.iccsafe.org:8888/cs/codes/Documents/2012-13cycle/Proposed-A/00a_updates.pdf

PART I – IECC – Residential

Committee Action:

Approved as Modified

Modify the proposal as follows:

R403.4.1.1 (IRC N1103.4.1.1) Circulation systems. Heated water circulation systems shall be provided with a circulation pump. The system return pipe shall be a dedicated return pipe or a cold water supply pipe. Gravity and thermo-syphon circulation systems shall be prohibited. ~~Circulation system pump controls shall be demand activated. The controls shall start the pump upon sensing the presence of a user of a fixture or appliance, receiving a signal from the action of an action of a user of a fixture or appliance or sensing the flow of heated water to a fixture or appliance. The controls shall limit the water temperature increase in the return water piping to not more than 10°F (5.6 °C) greater than the initial temperature of the water in the return piping and shall limit the return water temperature to 102°F (38.9°C). Controls for circulating hot water system pumps shall start the pump based on the identification of a demand for hot water within the occupancy. The controls shall automatically turn off the pump when the water in the circulation loop is at the desired temperature and when there is no demand for hot water.~~

R403.4.1.2 (IRC N1103.4.1.2) Heat trace systems. Electric heat trace systems shall comply with IEEE 515.1 or UL 515. Controls for such systems shall be able to automatically adjust the energy input to the heat tracing to maintain the desired water temperature in the piping in accordance with the times when heated water is used in the occupancy.

Add standard to Chapter 14 as follows:

UL

515-2011 Electrical Resistance Heat Tracing for Commercial and Industrial Applications including revisions through November 30, 2011

Committee Reason: The originally proposed control technology was too specific. The modified wording allows for different types of control technology. The UL 515 standard was added because most manufacturers are certifying heat trace products to the UL standard. The overall proposal was approved because the committee generally agreed that it costs too much to operate a circulation system all the time.

Assembly Action:

None

PART II – IPC

Committee Action:

Approved as Modified

Modify the proposal as follows:

[E] 607.2.1.1.1 Circulation systems. Heated water circulation systems shall be provided with a circulation pump. The system return pipe shall be a dedicated return pipe or a cold water supply pipe. Gravity and thermo-siphon circulation systems shall be prohibited. ~~Circulation system pump controls shall be demand activated. The controls shall start the pump upon sensing the presence of a user of a fixture or appliance, receiving a signal from the action of an action of a user of a fixture or appliance or sensing the flow of heated water to a fixture or appliance. The controls shall limit the water temperature increase in the return water piping to not more than 10°F (5.6 °C) greater than the initial temperature of the water in the return piping and shall limit the return water temperature to 102°F (38.9°C).~~ Controls for circulating hot water system pumps shall start the pump based on the identification of a demand for hot water within the occupancy. The controls shall automatically turn off the pump when the water in the circulation loop is at the desired temperature and when there is no demand for hot water.

[E] 607.2.1.1.2 Heat trace systems. Electric heat trace systems shall comply with IEEE 515.1 or UL 515. Controls for such systems shall be able to automatically adjust the energy input to the heat tracing to maintain the desired water temperature in the piping in accordance with the times when heated water is used in the occupancy.

Add standard to Chapter 14 as follows:

UL

515-2011 Electrical Resistance Heat Tracing for Commercial and Industrial Applications including revisions through November 30, 2011

Committee Reason: The originally proposed control technology was too specific. The modified wording allows for different types of control technology. The UL 515 standard was added because most manufacturers are

certifying heat trace products to the UL standard. The overall proposal was approved because the committee generally agreed that it costs too much to operate a circulation system all the time.

Assembly Action:

None

PART III – IRC-Plumbing

Committee Action:

Disapproved

Committee Reason: There is no need to have a pointer in the plumbing chapters to direct the reader to another chapter of the IRC. There could be no end to the amount of pointers we could put into the IRC.

Assembly Action:

None

RE126-13

Committee Action:

Disapproved

Committee Reason: Disapproval requested by the proponent.

Assembly Action:

None

RE127-13

PART I – IECC – Residential

Committee Action:

Disapproved

Committee Reason: Proponent requested disapproval based upon action on RE129-13.

Assembly Action:

None

PART II – IECC – Residential

Committee Action: **Disapproved**

Committee Reason: Proponent requested disapproval based upon action on RE129-13.

Assembly Action: **None**

PART III – IRC – Plumbing

Committee Action: **Withdrawn--Duplicate of RE129-13 Part III**

Assembly Action: **None**

RE128-13

Committee Action: **Disapproved**

Committee Reason: Proponent requested disapproval based upon action on RE129-13.

Assembly Action: **None**

RE129-13

PART I – IECC – Residential

Committee Action: **Approved as Modified**

Modify the proposal as follows:

R403.4.2 (IRC N1103.4.2) Heated water pipe insulation (Prescriptive). Piping conveying water heated by a water heater shall be insulated. The insulation shall have a thermal resistance (*R-value*) of not less than R-3 or where tubular pipe insulation is used for insulating piping, the thermal conductivity, *k*, of such insulation shall be not greater than 0.28 Btu per inch/h•ft² • F [0.40 W/(m•K)] for water temperatures less than or equal to 140°F (60°C) and not greater than 0.29 0.31 Btu per inch/h•ft² • F [0.42 W/(m•K)] at for water temperatures greater than 140°F (60°C) and less than or equal to 200°F (93.3°C) and the minimum wall thickness shall be ½ inch (12.7 mm). Piping that is heat traced shall be insulated in accordance with the heat trace manufacturer's instructions. Tubular Pipe insulation shall be installed in accordance with the insulation manufacturer's instructions. Pipe insulation shall be continuous except where the piping passes through a framing member. The minimum insulation thickness requirements of this section shall not supersede any greater insulation thickness requirements necessary for the protection of piping from freezing temperatures or the protection of personnel against external surface temperatures on the insulation.

Exceptions: Insulation shall not be required to be installed on the following:

1. Flexible connectors or reduced sized fixture supply tubing from the connection at the end of the fixture supply piping to a fixture fitting.
2. Valves, pumps and threaded unions in heated water piping.
3. Piping from shower and bath mixing valves to the water outlets.
4. Cold water piping that receives heated water as part of a water recirculation system that does not have a dedicated return pipe to the water heater.
5. Tubing from hot drinking-water heating units to the water outlet.
6. Piping at locations where a vertical support of the piping is installed.
7. Piping or tubing from a tankless water heater serving only one fixture.

**TABLE R403.4.2 (N1103.4.2)
TUBULAR INSULATION WALL THICKNESS**

NOMINAL PIPE OR TUBE DIAMETER (inches)	MINIMUM INSULATION WALL THICKNESS (inches)	
	≤140 °F WATER TEMPERATURE	>140 °F to 200°F WATER TEMPERATURE
≤3/8	3/8	3/8
> 3/8 to <3/4	1/2	1/2
> 3/4 to <1	3/4	1
≥1 to <1 1/2	1	1 1/2
≥1 ½ to <4	1 1/2	2
≥4 to <8	1 1/2	2
≥8	1 1/2	2

For SI: 1 inch = 25.4 mm; °C = [(°F - 32)]/1.8

Committee Reason: The modifications were made to 1) simplify the requirements for insulating piping and 2) allow for the use of mineral fiber type insulation. The overall proposal was approved because the existing language was not clear as to what piping needed insulated.

Assembly Action: **None**

PART II – IPC

Committee Action: **Approved as Submitted**

Committee Reason: The plumbing code needs updated to provide an appropriate pointer to the energy code requirements.

Assembly Action: **None**

PART III – IRC – Plumbing

Committee Action: **Disapproved**

Committee Reason: There is no need to have a pointer in the plumbing chapters to direct the reader to another chapter of the IRC. There could be no end to the amount of pointers we could put into the IRC.

Assembly Action: **None**

RE130-13

Committee Action: **Disapproved**

Committee Reason: Proponent requested disapproval based upon action on RE129-13.

Assembly Action: **None**

RE131-13

Committee Action: **Disapproved**

Committee Reason: Proponent requested disapproval based upon action on RE129-13.

Assembly Action: **None**

RE132-13

Committee Action: **Disapproved**

Committee Reason: Proponent requested disapproval based upon action on RE129-13.

Assembly Action: **None**

RE133-13

Committee Action: **Disapproved**

Committee Reason: Proponent requested disapproval based upon action on RE129-13.

Assembly Action: **None**

RE134-13

Committee Action: **Disapproved**

Committee Reason: Proponent requested disapproval based upon action on RE129-13.

Assembly Action: **None**

RE135-13

Committee Action: **Disapproved**

Committee Reason: Proponent requested disapproval based upon action on RE129-13.

Assembly Action: **None**

RE136-13

PART I – IECC – Residential

Committee Action: **Approved as Submitted**

Committee Reason: The proposal provides clarity on how demand recirculation systems that return water through a cold water pipe back to the source should operate.

Assembly Action: **None**

PART II – IPC

Committee Action: **Approved as Submitted**

Committee Reason: The proposal provides clarity on how demand recirculation systems that return water through a cold water pipe back to the source should operate.

Assembly Action: **None**

PART III – IRC – Plumbing

Committee Action: **Disapproved**

Committee Reason: There is no need to have a pointer in the plumbing chapters to direct the reader to another chapter of the IRC. There could be no end to the amount of pointers we could put into the IRC.

Assembly Action: **None**

RE137-13

PART I – IECC – Residential

Committee Action: **Disapproved**

Committee Reason: The proponents and opponents of RE122 are going to work together to bring that proposal, revised, forward in the public comment period. This proposal is disapproved in favor of the RE-122 being reworked and brought back at final action.

Assembly Action: **None**

PART II – IRC – Plumbing

Committee Action: **Disapproved**

Committee Reason: There is no need to have a pointer in the plumbing chapters to direct the reader to another chapter of the IRC. There could be no end to the amount of pointers we could put into the IRC.

Assembly Action: **None**

RE138-13

PART I – IECC – Residential

Committee Action: **Disapproved**

Committee Reason: This is a similar proposal to RE137. Point of use water heaters could be used to solve the problem that this proposal is trying to solve.

Assembly Action: **Approved as Submitted**

PART II – IRC – Plumbing

Committee Action: **Disapproved**

Committee Reason: There is no need to have a pointer in the plumbing chapters to direct the reader to another chapter of the IRC. There could be no end to the amount of pointers we could put into the IRC.

Assembly Action: **None**

RE139-13

Withdrawn by Proponent

RE140-13

Committee Action: **Disapproved**

Committee Reason: Proponent requested disapproval.

Assembly Action: **None**

RE141-13

Committee Action: **Disapproved**

Committee Reason: Proponent requested disapproval.

Assembly Action: **None**

RE142-13

Committee Action: **Approval as Submitted**

Committee Reason: This provision would ensure that minimum efficiency equipment be installed in the code.

Assembly Action: **None**

RE143-13

Committee Action: **Disapproved**

Committee Reason: The committee believes that the ACCA Standards continue to be accepted and useful references for equipment sizing. The references do not preclude the code user from using other software.

Assembly Action: **None**

RE144-13

Committee Action: Disapproved

Committee Reason: The proponent requested disapproval. The proponent intends to submit public comments to ACCA Manual S, rather than pursue code change in the IECC. The request for disapproval would allow the proponent to pursue this later in the public comment phase if need be.

Assembly Action: None

RE145-13

Committee Action: Disapproved

Committee Reason: This proposed requirement is not an energy code issue.

Assembly Action: None

RE146-13

Committee Action: Approved as Submitted

Committee Reason: Continuously burning pilot lights use a significant amount of energy. Disallowing them will represent energy savings. This action is consistent with previous year's actions on gas pilot lights for pool heaters and gas lighting systems.

Assembly Action: Disapproved

RE147-13

Committee Action: Disapproved

Committee Reason: This trade-off is dependent upon the equipment being maintained and operating at maximum levels of efficiency. The trade-offs of SEER for leakage rates is weak reasoning, without providing a detailed analysis of the claim that this was embedded in a DOE code change proposal in the 2009-2010 code change cycle.

Assembly Action: None

RE148-13

Committee Action: Disapproved

Committee Reason: The proposal was disapproved in favor of RE150-13.

Assembly Action: None

RE149-13

Committee Action: Disapproved

Committee Reason: The proposal was disapproved in favor of RE150-13.

Assembly Action: None

RE150-13

Committee Action:

Approved as Modified

Modify the proposal as follows:

AUTOMATIC CONTROL DEVICE. A device or system capable of automatically turning lighting loads off without manual intervention. The device or system may include a manual feature but is not required. ~~Automatic control devices often include a feature for turning lights on manually.~~

Committee Reason: The proposal provides needed flexibility in the code for meeting energy efficiency goals. The modification is made to recognize that an automatic control device could apply to equipment other than lighting.

Assembly Action:

None

RE151-13

Committee Action:

Disapproved

Committee Reason: This type of display cannot be supplied in a cost effective manner for multi-family housing. This information contains provide information that needs to be available only to the user. This information is not really useful unless it is located in a more convenient place to view ("beside the thermostat"). Finally, technology will make this type of display obsolete.

Assembly Action:

None

RE152-13

Committee Action:

Disapproved

Committee Reason: Disapproval was requested by the proponent.

Assembly Action:

None

RE153-13

Committee Action:

Disapproved

Committee Reason: The proponent did not supply any technical justification for this lessening of requirements.

Assembly Action:

None

RE154-13

Committee Action:

Disapproved

Committee Reason: Items of this detail do not belong in the performance side of the code. This seems to be a shotgun approach to dealing with insulation ductwork on the performance side.

Assembly Action:

None

RE155-13

Withdrawn by Proponent

RE156-13

Committee Action: **Disapproved**

Committee Reason: It is unclear how the code user could achieve the trade-offs in the proposal. This language is general where specific text is needed. There is no basis for the type of control that would be used in the standard reference design.

Assembly Action: **None**

RE157-13

Committee Action: **Disapproved**

Committee Reason: This approach is an attempt to install a level of complexity to the code that does not represent any real advantage. Rules are needed for the calculations, such as rules for dealing with components with an energy life less than 30 years.

Assembly Action: **None**

RE158-13

Committee Action: **Disapproved**

Committee Reason: There is a wide amount of data which can be consulted in determining information about source energy multipliers. The industry must agree upon a source for the determination of source multipliers. Meantime, the number that is presently in the code has some basis for justification.

Assembly Action: **None**

RE159-13

Committee Action: **Disapproved**

Committee Reason: Consistent with the action taken on RE158-13.

Assembly Action: **None**

RE160-13

Committee Action: **Disapproved**

Committee Reason: The code official is not qualified to make the determination of source energy multipliers. There is still a great disparity in understanding what is a level playing field for determination of energy use using site energy. Source energy has been fairly constant from year to year, the other metric is not.

Assembly Action: **None**

RE161-13

Committee Action: **Disapproved**

Committee Reason: The proposal was disapproved based upon confusion over what the RESNET standard actually proposed was, and what the title was. In addition, the draft standard is not in compliance with CP#28.

Assembly Action: **None**

RE162-13

Committee Action: **Disapproved**

Committee Reason: There is substantial variability in defining what qualified renewable energy is; therefore, the code should remain the same until this can be worked out.

Assembly Action: **None**

RE163-13

Committee Action: **Approved as Submitted**

Committee Reason: This proposal provides clarity for interested parties to understand what the process is for utilizing the performance path.

Assembly Action: **None**

RE164-13

Committee Action: **Approved as Submitted**

Committee Reason: This changes the performance logic to a simple presumption that the glass area is the same in the standard referenced design as in the proposed design, and allows the design to go forward without the conflicting penalty if you do (go over 15%) and no reward if you don't (go over 15%).

Assembly Action: **None**

RE165-13

Committee Action: **Disapproved**

Committee Reason: In order for Grid Interactive Electric Thermal Storage to be utilized in this code for the performance path, there needs to be more details and rules, including technical standards and specifications for this system.

Assembly Action: **None**

RE166-13

Committee Action: **Approved as Submitted**

Committee Reason: The homebuilders need flexibility in meeting energy conservation requirements of this code. Equipment trade-offs provide this additional flexibility. The committee was also persuaded by the arguments concerning adoptability of the code. It is known that these trade-offs are being written in to local amendments. In a growing green industry, equipment trade-offs could inspire more innovation.

Assembly Action: **None**

RE167-13

Committee Action: **Approved as Modified**

Modify the proposal as follows:

Under the "Proposed Design Column, revise the text as follows:

~~Thermal distribution system efficiency shall be as tested or as specified in Table R405.5.2(2) if not tested. Duct insulation shall be as proposed.~~

Committee Reason: This proposal restores text from a cell inadvertently deleted by EC13-09/10. The modification simply makes the format of the text consistent with the remainder of the table.

Assembly Action:

None

RE168-13

Committee Action: Disapproved

Committee Reason: Consistent with committee action for approval of RE166-13.

Assembly Action:

None

RE169-13

Committee Action: Disapproved

Committee Reason: This proposal would have the effect of possibly doubling the heating use of the house by allowing the energy budget to be higher.

Assembly Action:

None

RE170-13

Committee Action: Disapproved

Committee Reason: This proposal would penalize small dwellings where the percentage of openings must necessarily be larger than 15%, and they cannot take advantage of the tradeoff. This also has the effect of

increasing the energy budget by lowering the amount of loss in the standard referenced design. RE164-13 is the better approach for this issue.

Assembly Action:

None

RE171-13

Committee Action: Disapproved

Committee Reason: This proposed change would represent a significant increase in the energy budget for the standard referenced design.

Assembly Action:

None

RE172-13

Committee Action: Disapproved

Committee Reason: This proposal inappropriately allows a trade-off for envelope integrity with a piece of removable equipment. In addition, it raises the energy budget of the baseline standard reference design. Further, it does not stipulate "when the appliance is included...." This proposal provides not metrics relating the changes made to internal gains.

Assembly Action:

None

RE173-13

Committee Action: Approved as Submitted

Committee Reason: This corrects the terminology in the performance path table to be consistent with the rest of the chapter and code. Using appropriate terminology only serves to improve the clarity of the code.

Assembly Action:

None

RE174-13

Committee Action: Disapproved

Committee Reason: This code proposal has no reason. It does not change requirements, it only tries to anticipate future Federal Law.

Assembly Action: None

RE175-13

Committee Action: Disapproved

Committee Reason: Consistent with committee action for approval of RE166-13.

Assembly Action: None

RE176-13

Committee Action: Disapproved

Committee Reason: There is a flaw in this proposal. Section R403.2 does not test for Distribution System Efficiency; R403.2 tests for leakage. These two do not equate.

Assembly Action: None

RE177-13

Withdrawn by Proponent

Note: Duplicate of RE170. Proponents will be placed with proponents on RE170.

RE178-13

Committee Action: Disapproved

Committee Reason: Consistent with committee action for approval of RE166-13.

Assembly Action: None

RE179-13

Committee Action: Disapproved

Committee Reason: This proposal could have the possible effect of preemption of Federal Standards.

Assembly Action: None

RE180-13

Committee Action: Disapproved

Committee Reason: Consistent with committee action for approval of RE166-13.

Assembly Action: None

RE181-13

Committee Action: Disapproved

Committee Reason: Consistent with action taken on RE181-13.

Assembly Action: None

RE182-13

Committee Action: Disapproved

Committee Reason: Consistent with committee action for approval of RE166-13.

Assembly Action: None

RE183-13

Committee Action: Disapproved

Committee Reason: This proposal would serve to weaken the code. There is not a clearcut understanding on how the proposed trade-offs would impact energy usage.

Assembly Action: None

RE184-13

Committee Action: Approved as Modified

Modify the proposal as follows:

~~REPAIR. The reconstruction or renewal of any part of an existing building for the purpose of its maintenance.~~

Committee Reason: This code change proposal provides clearer direction to the code user regarding the requirements for additions, alterations, and repairs. The modification was simply to remove the changes to definition of repair. The proposed revision to definition of repair provides a narrow definition that would serve to confuse the issue.

Assembly Action: None

RE185-13

Withdrawn by Proponent

RE186-13

Committee Action: Disapproved

Committee Reason: The point system in ICC700 is simple, and workable, but there is no justification that the stringency of this code is achieved. ICC 700 can be used as an above code program now, with appropriate analysis.

Assembly Action: None

RE187-13

Committee Action: Disapproved

Committee Reason: The proposal would serve to make the code even more stringent, which is not desirable at this time. The provisions of this proposal can serve as the basis for an above code program.

Assembly Action: None

RE188-13

Committee Action: **Approved as Submitted**

Committee Reason: This proposal, while providing 20% more stringency, provides a system that has considerably more flexibility for achieving energy efficiency. Rating systems are becoming a more common approach, with straightforward options that are being more widely used in the construction marketplace.

Assembly Action: **None**

RE189-13

Committee Action: **Disapproved**

Committee Reason: Proponent testified that he was not sure if this code change proposal is needed based upon the fact that the committee has restored all of the trade-offs proposed in this code change proposal.

Assembly Action: **None**

RE190-13

Committee Action: **Disapproved**

Committee Reason: The standard proposed for inclusion in the code does not comply with CP#28, Section 3.6.

Assembly Action: **None**

RE191-13

Committee Action: **Disapproved**

Committee Reason: The values in ASHRAE 90.1 are written for commercial buildings. There are some inconsistencies in ASHRAE 90.1 related to residential construction.

Assembly Action: **None**

RE192-13

Committee Action: **Disapproved**

Committee Reason: This code change proposal is a mechanical issue that belongs in the IRC-Mechanical Part or the IMC, not in the energy code. If local jurisdictions are having difficulty with this, then the issue needs to be solved locally.

Assembly Action: **None**

RE193-13

Committee Action: **Disapproved**

Committee Reason: Addressment of the issue of combustion air issues is a mechanical code issue, rather than an energy code issue. The IECC committee is not qualified to deal with this issue.

Assembly Action: **None**

RE194-13

Committee Action:

Disapproved

Committee Reason: This proposal is not clear as to what is meant by "inside the building thermal envelope."

Assembly Action:

None

RE195-13

Committee Action:

Approved as Modified

Modify the proposal as follows:

R402.1.2 (N1102.1.2) R-value computation. Insulation material used in layers, such as framing cavity insulation, ~~insulating sheathing and insulated siding or continuous insulation~~ shall be summed to compute the component R-value. The manufacturer's settled R-value shall be used for blown insulation. Computed R-values shall not include an R-value for other building materials or air films. ~~For the purpose of complying with Table R402.1.1, the manufacturer's labeled R-value shall be reduced by R-0.6 for insulated siding. Where insulated siding is used for the purpose of complying with the continuous insulation requirements of Table R402.1.1, the manufacturer's labeled R-Value for insulated siding shall be reduced by R-0.6.~~

Committee Reason: ~~Committee Reason:~~ This proposal will add more information about a product that can be used to meet code envelope requirements. This gives builders more flexibility with more products that can be used to meet the code requirements. The modification is a rewrite to clarify proponent's intent.

Assembly Action:

None

2013 PROPOSED CHANGES TO THE INTERNATIONAL EXISTING BUILDING CODE

INTERNATIONAL EXISTING BUILDING CODE COMMITTEE

Hal Key, PE - Chair

Fire Protection Engineer
Wylie, TX

Richard W. Wood, CBO, CFM – Vice Chair

Rep: NH Fire Prevention Society
Life Safety Systems Manager
Environmental & Emergency Management
Lowell, MA

Thomas Buttram

Director of Inspections
City of Macon, Georgia
Macon, GA

Warner Chang, PE, SI

Engineer
Institute for Business and Home Safety
Tampa, FL

Christopher E. Chwedyk

Rep: American Institute of Architects
Director
Burnham/The Code Group, Inc.
Chicago, IL

Glenn A. Dean, CFM

Rep: National Association of State Fire Marshals
Deputy State Fire Marshal
Virginia State Fire Marshal's Office
Glen Allen, VA

Michael D. Devore, CFPS

Fire Protection Specialist
State Farm Insurance
Bloomington, IL

Joseph W. Fleming

Assistant Fire Chief
Broadview Heights Fire Department
Broadview Heights, OH

Bob Hanbury

Rep: National Association of Home Builders
President
House of Hanbury Builders, Inc.
Newington, CT

Jeffrey M. Hugo, CBO

Manager of Codes
National Fire Sprinkler Association
Essexville, MI

Jeri L. S. Morey, RA

Architect and Code Consultant
Corpus Christi, TX

Keith Peetz, PE

Engineer/Architect Supervisor
City and County of Denver – Development Services –
Building Department
Denver, CO

Michael Perrino, CBO

Senior Project Consultant
Code Consultants, Inc.
Saint Louis, MO

Constadino (Gus) Sirakis, PE

Executive Director, Technical Affairs
NYC Department of Buildings
New York, NY

Staff Secretariat:

Beth Tubbs, PE

Senior Staff Engineer
Codes and Standards Development
ICC - Boston Field Office

INTERNATIONAL EXISTING BUILDING CODE REPORT OF THE COMMITTEE ACTION HEARING RESULTS

EB1-13

Committee Action:

Approved as Modified

Modify the proposal as follows:

HISTORIC BUILDING. Any building or structure that is one or more of the following:

1. Listed, or certified as eligible for listing by the State Historic Preservation Officer or the Keeper of the National Register of Historic Places, in the National Register of Historic Places
2. Designated as historic under an applicable state or local law; or
3. Certified as a contributing resource within a National Register listed state designated or locally designated historic district.

Committee Reason: The definition of Historic Building was revised to be more clearly organized and provide more specific guidance. The committee felt the organization was improved and provided the tools they need to apply the code more clearly for historic buildings. The modification recognizes that buildings are designated at several levels including federal, state and local designations. The modification adds states as a certifier of whether a building is considered historic via being designated as a contributing resource in a historic district.

Assembly Action:

None

EB2-13

Committee Action:

Approved as Modified

Modify the proposal as follows:

302.3 Existing materials. Materials already in use in a building in compliance with requirements or approvals in effect at the time of their erection or installation shall be permitted to remain in use unless determined by the building official to be unsafe ~~per Section 115.~~

302.4 New and replacement materials. Except as otherwise required or permitted by this code, materials permitted by the applicable code for new construction shall be used. Like materials shall be permitted for *repairs* and *alterations*, provided no hazard to life, health or property unsafe condition is created. Hazardous materials shall not be used where the code for new construction would not permit their use in buildings of similar occupancy, purpose and location.

Committee Reason: The addition of the provisions into chapter 3 will make the application of the IEBC more consistent for all methods. There was discussion of the need to delete duplicative sections throughout the IEBC to avoid inconsistencies. The modification updates verbiage to be consistent with the defined term "unsafe."

Assembly Action:

None

EB3-13

Committee Action:

Disapproved

Committee Reason: The committee felt that the IEBC is a construction code and adding operational requirements as found in the IFC Chapter 11 was inappropriate. Generally, the proposal was seen as too extensive and beyond the current scope and intent of the IEBC. There was some preference to the concept to instead provide a link to chapter 11 of the IFC to indicate the retroactive requirements.

Staff Analysis: This code change proposal goes beyond the scope of the IEBC by adding retroactive requirements to the code. If a public comment for approval as submitted or approval as modified is successful

during the public comment hearings the result will be limited to an advisory recommendation to the ICC Board of Directors who will determine the final disposition on this proposed change.

Assembly Action: **None**

EB4-13

Committee Action: **Approved as Submitted**

Committee Reason: The second sentence being deleted was considered redundant. This deletion clarifies the application of the three methods of the IEBC.

Assembly Action: **None**

EB5-13

Committee Action: **Disapproved**

Committee Reason: The lead in language was confusing and the terms “shall not” were not appropriate. In addition, there was concern with the high fire hazard furniture being addressed in this exception.

Assembly Action: **None**

EB6-13

Committee Action: **Approved as Submitted**

Committee Reason: The proposal clarifies that all stories of the building are included when determining whether the alteration is considered level 3. Building area is a defined term.

Assembly Action: **None**

EB7-13

Committee Action: **Disapproved**

Committee Reason: The committee agreed with the concept of clarifying level 3 alterations but the last portion of the proposed language seemed more extensive than intended. For instance, if a plumbing fixture such as a sink serves more than 50% of the building the movement of the sink would be considered a level 3 alteration by this revised language.

Assembly Action: **None**

EB8-13

Committee Action: **Disapproved**

Committee Reason: The term “excessive” was felt unenforceable. There was concern with what would be considered “clean.” These types of provisions were felt more appropriate for the IPMC. If the requirements were felt appropriate for the IEBC they would be better located in Chapter 3.

Assembly Action: **None**

Analysis: The committee indicated that these provisions were more appropriate for the IPMC because the proposed text contains provisions for remedial action on an existing condition, which is within the scope of the IPMC but outside the scope of the IEBC. Therefore if a public comment for “approval as submitted” or “approval as modified” is successful during the public comment hearings the result will be limited to an advisory recommendation to the ICC Board of Directors who will determine the final disposition on this proposed change.

EB9-13

Committee Action: **Disapproved**

Committee Reason: The proposal was disapproved as it was felt the modification to Section 602.3 was not necessary. There was also some concern that the rest of the proposal was already addressed in the IBC and was not necessary in the IEBC.

Assembly Action: **None**

EB10-13

Committee Action: **Approved as Submitted**

Committee Reason: This proposal clarifies the language to denote to what extent to maintain the level of safety or accessibility when a repair or alteration is undertaken.

Assembly Action: **None**

EB11-13

Committee Action: **Disapproved**

Committee Reason: The committee felt that Section 603.1 already addresses this concern in a more general form and new specific language was not necessary and confusing. Also, it is often difficult to determine how the roof was originally installed. Finally, the exception addresses change of occupancy and the proposed section is located in the chapter dealing with repairs.

Assembly Action: **None**

EB12-13

Committee Action: **Disapproved**

Committee Reason: The committee disapproved the code change as the provisions were very specific and felt unnecessary. The concern is that adding such specific requirements would lead to a laundry list of specific requirements which was not the intent of the IEBC. Additionally, Section 301.2, which references other I-codes, currently addresses this issue.

Assembly Action: **None**

EB13-13

Committee Action: **Disapproved**

Committee Reason: This proposal was contrary to the philosophy for existing buildings intended by the IEBC. Requiring compliance with IECC seemed inappropriate for repairs. The requirement for energy efficiency triggered by repairs is unclear in certain situations. For instance, there was a concern that if a tree damaged a wall would the entire wall need to be upgraded to comply with the IECC or only the actual location where the damage occurred.

Assembly Action: **None**

EB14-13

Committee Action: **Disapproved**

Committee Reason: Although this information was somewhat redundant it was felt that specific pointers to interior finish requirements were necessary for existing buildings undergoing level 1 alterations.

Assembly Action: **None**

EB15-13

Committee Action:

Approved as Modified

Modify the proposal as follows:

702.4 Window opening control devices. In Group R-2 or R-3 buildings containing dwelling units and one- and two-family dwellings and townhouses regulated by the *International Residential Code*, window opening control devices complying with ASTM F2090 shall be installed where an existing window is replaced and where all the following apply to the replacement window:

1. The window is operable;
2. The window replacement includes replacement of the sash and the frame;
3. In Group R-2 or R-3 buildings containing dwelling units, the top of the sill of the window opening is at a height less than 36 inches (915 mm) above the finished floor, or in one- and two-family dwellings and townhouses regulated by the *International Residential Code*, the top of the sill of the window opening is at a height less than 24 inches (610 mm) above the finished floor;
4. The window will permit openings that will allow passage of a 4-inch diameter (102 mm) sphere when the window is in its largest opened position; and
5. The vertical distance from the top of the sill of the window opening to the finished grade or other surface below, on the exterior of the building, is greater than 72 inches (1829 mm).

The window opening control device, after operation to release the control device allowing the window to fully open, shall not reduce the minimum net clear opening area of the window unit to less than the area required by the *International Building Code*.

Exceptions:

1. Operable windows where the top of the sill of the window opening is located more than 75 feet (22.86 m) above the finished grade or other surface below, on the exterior of the room, space or building, and that are provided with window fall prevention devices that comply with ASTM F 2006.
2. Operable windows with openings that are provided with window fall prevention devices that comply with ASTM F2090.

702.5 Emergency escape and rescue openings. Where windows are required to provide emergency escape and rescue openings in Group R-2 and R-3 occupancies and one- and two-family dwellings and townhouses regulated by the *International Residential Code*, replacement windows shall be exempt from the requirements of Sections 1029.2, 1029.3 and 1029.5 of the *International Building Code* and Sections R310.1.1, R310.1.2, R310.1.3 and R310.2 of the *International Residential Code* accordingly provided the replacement window meets the following conditions:

1. The replacement window is the manufacturer's largest standard size window that will fit within the existing frame or existing rough opening. The replacement window shall be permitted to be of the same operating style as the existing window or a style that provides for an equal or greater window opening area than the existing window.
2. The replacement of the window is not part of a change of occupancy.

Window opening control devices complying with ASTM F 2090 shall be permitted for use on windows required to provide *emergency escape and rescue openings*.

Committee Reason: The proposal was preferred to EB9-13. The provisions were seen necessary to address the replacement windows with regard to fall safety and emergency escape and rescue openings in existing buildings. The proposal was similar to EB9-13 but did not add revisions to Section 602.3 or one and two family dwelling. One and two family dwellings can be addressed by the IEBC. The modification adds clarification that the window opening control device requirement has a different applicability to one and two family dwellings than Group R-2 or R-3 buildings. One and two family dwellings are permitted to have a window opening as low as 24 inches above the finished floor versus 36 inches. This is more consistent with the IRC as a trigger for window opening control devices.

Assembly Action:

None

EB16-13

Committee Action: **Disapproved**

Committee Reason: This proposal requiring CO in Group I and R occupancies was felt to be excessive with Level 1 Alteration requirements. There was also concern that this particular requirement to add CO alarms retroactively may not be applicable in all states. Note that it was pointed out that if Chapter 11 of the IFC is adopted these requirements would be applicable regardless of whether an alteration is undertaken.

Assembly Action: **None**

Analysis: This code change proposal goes beyond the scope of the IEBC by adding retroactive requirements to the code. If a public comment for approval as submitted or approval as modified is successful during the public comment hearings the result will be limited to an advisory recommendation to the ICC Board of Directors who will determine the final disposition on this proposed change.

EB17-13

Committee Action: **Disapproved**

Committee Reason: A similar proposal failed to be adopted in Group A and by approving this proposal would make the IBC inconsistent with the IEBC. In addition, there was concern that these provisions would be more restrictive than federal requirements. The verbiage in Section 905.4.2 is in need of editorial corrections. Also

the committee felt it to be inappropriate to have level 3 alterations included in exception 2 of Section 705.1. Chapter 7 deals with level 1 alterations.

Assembly Action: **None**

EB18-13

Committee Action: **Approved as Submitted**

Committee Reason: The revision more closely coordinates with ADAG. There was some concern from the committee that larger buildings could have more than one performance area.

Assembly Action: **None**

EB19-13

Committee Action: **Approved as Submitted**

Committee Reason: The proposal is consistent with ADAG which only requires alarms to be addressed if they are being altered.

Assembly Action: **None**

EB20-13

Committee Action: **Approved as Submitted**

Committee Reason: The proposal correlates with ADAG. Also the additional language about signage was felt to be useful.

Assembly Action: **None**

EB21-13

Committee Action:

Disapproved

Committee Reason: There was concern that this was not appropriate for level 1 alterations. Concerns were raised that the IEBC would begin to regulate outdoor amusement rides. Generally, there was concern that adopting these requirements for amusement rides increases the scope of the IEBC beyond that intended.

Assembly Action:

None

EB22-13

Committee Action:

Approved as Submitted

Committee Reason: The proposal is consistent with the ADAG requirements. In addition this proposal is consistent with Chapter 4 of the IEBC.

Assembly Action:

None

EB23-13

Committee Action:

Approved as Submitted

Committee Reason: This proposal was approved as it was felt that reroofing requirements should be addressed in the IEBC. There was some concern that the IEBC already appropriately led you to the IBC for these provisions. The requirements provided were a derived from the IBC.

Assembly Action:

None

EB24-13

Committee Action:

Approved as Submitted

Committee Reason: This proposal clears up redundant and potentially confusing language already addressed in Chapter 5. The proposal still provides a clear link to the scope of level 2 alterations.

Assembly Action:

None

EB25-13

Committee Action:

Approved as Submitted

Committee Reason: The proposal recognizes that these occupancies use a defend in place strategy versus a traditional building evacuation strategy. This revision also makes the IEBC more consistent with federal requirements for healthcare facilities.

Assembly Action:

None

EB26-13

Committee Action:

Approved as Modified

Modify the proposal as follows:

803.6 Fire-resistance ratings. Where approved by the code official, buildings where an automatic sprinkler system installed in accordance with Section 903.3.1.1 or 903.3.1.2 of the *International Building Code* has been added, and the building is now sprinklered throughout, the required fire-resistance ratings of building elements and materials shall be permitted to meet the requirements of the current building code. The building is required to meet the other applicable fire protection requirements of Chapter 9 of the *International Building Code*.

Plans, investigation and evaluation reports, and other data shall be submitted indicating which building elements and materials the applicant is requesting the code official to review and approve for determination of

applying the current building code fire-resistance ratings. Any special construction features, conditions of occupancy, approved modifications or approved alternative materials, design and methods of construction, and equipment applying to the building that impact required fire-resistance ratings shall be identified in the evaluation reports submitted.

Committee Reason: The proposal was approved based upon the fact that it provides flexibility in existing buildings and encourages the installation of sprinkler systems. The proposal was preferred to F212 Part II. It was noted that it would be more consistent if this method was also allowed for the other compliance methods found in the IEBC. The modification simply recognizes this allowance for both NFPA 13 and NFPA 13R systems.

Assembly Action:

None

EB27-13

Committee Action: Disapproved

Committee Reason: This proposal seemed overly restrictive and it was unclear if the standpipe that was available would be appropriate for the automatic sprinkler system installation.

Assembly Action:

None

EB28-13

Committee Action: Approved as Submitted

Committee Reason: The committee agreed with the concept and felt that unoccupied spaces do not have the same hardship and disruption as occupied spaces when installing automatic sprinklers. It should be noted that there were some concern with future tenants needing to revise the layout of sprinklers when partitions or drop ceilings are installed.

Assembly Action:

None

EB29-13

Committee Action: Approved as Submitted

Committee Reason: The current allowance that would not require automatic sprinkler installation if a pump was required was felt inappropriate. Instead it was felt that the requirement for the installation of automatic sprinklers should be based upon the availability of onsite water.

Assembly Action:

Disapproved

EB30-13

Committee Action: Approved as Submitted

Committee Reason: The committee approved this proposal based upon the action taken on EB29-12.

Assembly Action:

Disapproved

EB31-13

Committee Action: Disapproved

Committee Reason: The proposal was disapproved based upon the request of the proponent and the actions taken on EB29-13, EB30-13 and EB32-13.

Assembly Action:

None

EB32-13

Committee Action:

Approved as Submitted

Committee Reason: The committee approved this proposal based upon the action taken on EB29-12.

Assembly Action:

Disapproved

EB33-13

Committee Action:

Disapproved

Committee Reason: This proposal was felt to conflict with the IFC for existing Group I-2 occupancies. Other concerns related to the fact that this provision should be dealt with in the change of occupancy requirements for new installations.

Assembly Action:

None

EB34-13

Committee Action:

Approved as Modified

Modify the proposal as follows:

805.3.1.1 Single-exit buildings. Only one exit is required from buildings and spaces of the following occupancies:

1. In Group A, B, E, F, M, U and S occupancies, a single exit is permitted in the story at the level of exit discharge when the occupant load of the story does not exceed 50 and the exit access travel distance does not exceed 75 feet (22 860 mm).
2. Group B, F-2, and S-2 occupancies not more than two stories in height that are not greater than 3,500 square feet per floor (326 m²), when the exit access travel distance does not exceed 75 feet (22 860 mm). The minimum fire-resistance rating of the exit enclosure and of the opening protection shall be 1 hour.
3. Open parking structures where vehicles are mechanically parked.
4. In Group R-4 occupancies, the maximum occupant load excluding staff is ~~12~~16.

(Portions to text not shown remain unchanged)

Committee Reason: The proposal revises outdated terminology to be consistent with the occupancy classifications in the IBC. In addition, the modification revises the number of occupants to be more consistent with the occupancy group classification criteria in the IBC. The number 16 is consistent with the US consensus as to what is considered equivalent to a family.

Assembly Action:

None

EB35-13

Committee Action:

Disapproved

Committee Reason: The proposal was disapproved due to the concern with the increase in stories from two to three. This exception as currently written is for both sprinklered and non sprinklered buildings. Similar provisions in the IBC would require automatic sprinklers.

Assembly Action:

None

EB36-13

Committee Action:

Approved as Modified

Modify the proposal as follows:

805.3.1.2 Fire escapes required. For other than Group I-2 ~~Condition 2~~, where more than one exit is required, an existing or newly constructed fire escape complying with Section 805.3.1.2.1 shall be accepted as providing one of the required means of egress.

Committee Reason: The proposal is consistent with the federal requirements for hospitals. A modification was made to apply the provisions to all Group I-2 Occupancies not just hospitals. This was also consistent with federal requirements for healthcare occupancies.

Assembly Action:

None

EB37-13

Committee Action:

Approved as Submitted

Committee Reason: It was felt essential that transoms be addressed for Group I-2 occupancies to protect patients from smoke. It is unclear why it had not been addressed previously.

Assembly Action:

None

EB38-13

Committee Action:

Disapproved

Committee Reason: The committee understood the concerns raised by the proposal but as currently written may be difficult to apply and would be inconsistent with the IBC. It was encouraged that more work occur on the proposal in the form of a public comment. One particular concern raised was dealing with a newly constructed corridor in an existing building that due to the layout of the building could not meet the 20 foot requirement in a practical way.

Assembly Action:

None

EB39-13

Committee Action:

Approved as Submitted

Committee Reason: This proposal was approved as refuge areas need to be maintained for Group I-2 occupancies to make sure the defend in place strategy will be effective.

Assembly Action:

None

EB40-13

Committee Action:

Approved as Submitted

Committee Reason: The proposal for Group I-3 occupancies was approved to be consistent with the action on EB39-13 which requires maintenance of the refuge areas.

Assembly Action:

None

EB41-13

Committee Action: **Approved as Submitted**

Committee Reason: The proposal for Ambulatory Care Facilities was approved to be consistent with the action on EB39-13 which requires maintenance of the refuge areas.

Assembly Action: **None**

EB42-13

Committee Action: **Disapproved**

Committee Reason: There were concerns that without the reference to Section 1104.5 the route could potentially be located outside the building which was inappropriate.

Assembly Action: **None**

EB43-13

Committee Action: **Disapproved**

Committee Reason: There was concern that moving these requirements to the chapter on additions would create a potential gap in the IEBC for Accessible, Type A and Type B dwelling and sleeping units.

Assembly Action: **None**

EB44-13

Committee Action: **Approved as Submitted**

Committee Reason: The proposal provides a better reference for electrical code issues. A more direct reference to NFPA 70 for newly installed electrical equipment and wiring is now provided.

Assembly Action: **None**

EB45-13

Committee Action: **Disapproved**

Committee Reason: The committee understood the concerns with the term and definition of "work area" but this particular strategy of stating "level 3 alteration" was not felt to solve the problem.

Assembly Action: **None**

EB46-13

Committee Action: **Approved as Submitted**

Committee Reason: This proposal was approved as it fixes out dated descriptions of occupancies that are now clearly addressed by the IBC. These revisions were felt to make application of the I-Codes more consistent.

Assembly Action: **None**

EB47-13

Committee Action:

Approved as Submitted

Committee Reason: The proposal was approved based upon the proponent's reason. The proposal clarifies the application of the sprinkler requirements in level 3 alterations and in particular the provisions for high rise buildings.

Assembly Action:

None

EB48-13

Committee Action:

Approved as Modified

Modify the proposal as follows:

904.1.3 Upholstered furniture or mattresses. *Work areas* shall be provided with automatic sprinkler protection in accordance with the *International Building Code* where any of the following conditions exist:

1. A Group F-1 occupancy used for the manufacture of upholstered furniture or mattresses exceeds 2,500 square feet (232 m²).
2. A Group M occupancy used for the display and sale of upholstered furniture or mattresses exceeds 5,000 square feet (464 m²),
3. A Group S-1 occupancy used for the storage of upholstered furniture or mattresses exceeds 2,500 square feet (232 m²).

~~**Exception:** Where an automatic sprinkler system is required by items 1, 2 or 3 and where the building does not have sufficient municipal water supply for the design and installation of an automatic sprinkler system available to the floor without installation of a new fire pump, *work areas* shall be protected by an automatic smoke detection system throughout all occupiable spaces. The automatic smoke detection system shall activate the occupant notification system in accordance with Sections 907.4, 907.5 and 907.6 of the International Building Code.~~

Committee Reason: The proposal as approved will require sprinklers in work areas undergoing level 3 alterations in locations where upholstered furniture is stored, displayed or manufactured at the respective areas established. The provisions were seen as necessary due to the fire hazard presented by upholstered furniture. Using the trigger of a level 3 alteration was felt to be more reasonable than placing such requirements within Chapter 11 of the IFC. The modification simply removed the exception from the proposal. It was felt that smoke detection was not equivalent to an automatic sprinkler system and the need for installation of a fire pump should not relieve them of this requirement. The modification was consistent with the action taken on EB29-13.

Assembly Action:

None

EB49-13

Committee Action:

Approved as Submitted

Committee Reason: The committee approved the proposal based upon the proponent's reason. In addition, it was noted that level 3 alterations were substantial enough and fire alarm systems should be as required for new construction.

Assembly Action:

None

EB50-13

Committee Action:

Approved as Submitted

Committee Reason: The proposal was approved as it will clear up confusion as to whether a building is required to address type B dwelling and sleeping units during alterations. There was some concern that the requirements for Type B dwelling units for level 3 alterations were only recently added in the 2012 edition and placing an exception to this requirement would not be appropriate at this time.

Assembly Action:

None

EB51-13

Committee Action: **Disapproved**

Committee Reason: The committee felt that these energy requirements were excessive for the IEBC and that more flexibility was necessary. These upgrades can be encouraged outside the IEBC through market forces. The cost involved with these requirements was a concern.

Assembly Action: **None**

EB52-13

Committee Action: **Approved as Submitted**

Committee Reason: This proposal was approved to be consistent with the Chapter 4 of the IEBC (Previously Chapter 34 of the IBC) regarding change of occupancy.

Assembly Action: **None**

EB53-13

Committee Action: **Disapproved**

Committee Reason: There was concern that this proposal was excessive. In addition it was unclear what occurs when a change of occupancy has a "fire protection threshold requirement in Chapter 9 of the IBC." In other words what is required to occur. More language to clarify how chapter 9 of the IBC would apply is necessary. Generally the proposal would increase the scope of what would need to comply with the IBC when a change of occupancy or change of occupancy classification occurs.

Assembly Action: **None**

EB54-13

Committee Action: **Approved as Submitted**

Committee Reason: This proposal was approved as Group I-2 occupancies use a defend place strategy and should be addressed as new construction where a change of occupancy occurs. This proposal is consistent with the federal requirements for Group I-2 occupancies.

Assembly Action: **None**

EB55-13

Committee Action: **Approved as Submitted**

Committee Reason: The phrase "the intent of" is difficult to enforce therefore the proposal was approved. The alternative materials and methods provisions in the IMC will provide the flexibility needed for alternative methods of compliance.

Assembly Action: **None**

EB56-13

Committee Action: **Disapproved**

Committee Reason: The proposal was considered difficult to enforce as the provisions were vague. In addition, determining the source of the energy would be difficult.

Assembly Action: **None**

EB57-13

Committee Action:

Approved as Submitted

Committee Reason: The proposal was approved as Group A occupancies can have a potential of many occupants who are typically unfamiliar with the building. This clarifies that the sprinklers be located not only within the Group A occupancy but also protect all portions of the building below to the nearest level of exit discharge to protect occupants during evacuation. This proposal is consistent with the IBC. This addresses situations such as a Group A occupancy being added to a roof.

Assembly Action:

None

EB58-13

Committee Action:

Approved as Submitted

Committee Reason: The proposal clarifies that the alarm notification appliances comply with Section 907 of the IBC. This provides consistency between the IBC and the IEBC. The committee also felt that link to the IBC was only appropriate for the area where the change of occupancy occurs.

Assembly Action:

None

EB59-13

Committee Action:

Approved as Submitted

Committee Reason: The proposal was felt to be a reasonable approach that would not require high rise buildings to upgrade their construction type due to more restrictive requirements in Section 403. These

restrictions have only been in the IBC in more recent code editions. A building could only use this exception where it is equipped throughout with an automatic sprinkler system.

Assembly Action:

None

EB60-13

Committee Action:

Approved as Submitted

Committee Reason: The proposal was approved to be consistent with ADAG and actions taken on Chapter 4 of the IEBC during the Group A code change cycle.

Assembly Action:

None

EB61-13

Committee Action:

Approved as Submitted

Committee Reason: This proposal appropriately clarifies to which specific standards roof covering materials and interior finishes are required to be tested. These referenced standards are consistent with the IBC.

Assembly Action:

None

EB62-13

Committee Action:

Approved as Submitted

Committee Reason: The addition of relocatable buildings to the IEBC with definition provides more tools to deal with such buildings than is currently provided.

Assembly Action

None

EB63-13

For staff analysis of the content of EPA 40 CFR 745-July 1, 2012 relative to CP#28, Section 3.6, please visit:
<http://www.iccsafe.org/cs/codes/Documents/2012-2014Cycle/Proposed-B/ProposedStandards.pdf>

Committee Action:

Disapproved

Committee Reason: This proposal was disapproved based upon the previous action taken on ADM37-13 by the IEBC Committee.

Assembly Action

None

2013 PROPOSED CHANGES TO THE INTERNATIONAL FIRE CODE

INTERNATIONAL FIRE CODE COMMITTEE

Sean DeCrane - Chair

Battalion Chief
Cleveland Fire Department/International
Association of Fire Fighters
Cleveland, OH

Tonya L. Hoover – Vice Chair

Rep: California Fire Chiefs Association
Fire Prevention Officers
State Fire Marshal
CALFIRE - Office of the State Fire
Marshal
Sacramento, CA

Charles E. Altizer, PE, CBO

Rep: National Association of State Fire
Marshals
State Fire Marshal
Virginia State Fire Marshal's Office
Glen Allen, VA

Larry W. Christy

Fire Marshal
Butler Township
Butler, PA

Patrick J. Conroy, PE

Fire Protection Consultant
Emergency Services Consulting
International
Wilsonville, OR

Patrick Daughenbaugh

Construction/Design Engineer
Iowa Department of Public Safety
State Fire Marshal's Office
Building Code Bureau
Des Moines, IA

Howard Hopper, PE, FPE

Regulatory Services Program Manager
Underwriters Laboratories Inc.
San Jose, CA

Joe McElvaney, Jr., PE

Fire Protection Engineer

City of Phoenix

Phoenix, AZ

Shane Ray

Rep: International Association of Fire
Chiefs
Deputy Director – Office of State Fire
Marshal
Dept. of Labor, Licensing and
Regulation
Division of Fire and Life Safety
Columbia, SC

Sarah A. Rice, CBO

Project Manager
The Preview Group Inc.
Cincinnati, OH

Richard A. Soltis, Jr.

Fire Sub Code Official
Lawrence Township
Lawrence, NJ

Mark S. Wassom, PE, CBO, CFCO

Senior Fire Protection Engineer
Fire Dynamics/Henderson Engineers
Lenexa, KS

Gilbert Watt

Assistant Fire Marshal
City of San Marcos
San Marcos, TX

Roy Wendel

Rep: International Association of Fire
Chiefs
Fire Code Official
San Ramon Valley Fire Protection
District
San Ramon, CA

Angie Wiese, PE

Fire Protection Engineer
City of Saint Paul
Saint Paul, MN

Staff Secretariat:

Bill Rehr

Senior Technical Staff
International Code Council
Country Club Hills, IL

**INTERNATIONAL FIRE CODE
REPORT OF THE COMMITTEE ACTION HEARING
RESULTS**

F1-13

Committee Action: **Disapproved**

Committee Reason: The disapproval was based on the committee's judgment that the duplication of so many definitions from other I-Codes into the IFC is not needed. Section 201.3 already references the definitions contained in other I-Codes; duplicating them here will just increase the size of the IFC unnecessarily. It was also felt that fire inspectors should refer to the IBC for the needed definitions in order to become more familiar with that code.

Assembly Action: **None**

F2-13

Committee Action: **Disapproved**

Committee Reason: The disapproval was based on the lack of a specific edition of the DOTn 49 CFR 173.137 federal regulation in which the definition has changed. IFC currently references the 2009 edition which does not contain the new criteria.

Assembly Action: **None**

F3-13

Committee Action: **Approved as Submitted**

Committee Reason: The revision to the definition of combustible decorative materials correlates with the revisions to F109-13. F109-13 clarifies and reorganizes Section 807 dealing with decorative materials. Some concern was expressed with regard to the increase in the laundry list of items and specifically with the addition of the term 'bulletin boards' due to the variety of materials that could be used for bulletin boards..

Assembly Action: **None**

F4-13

Committee Action: **Disapproved**

Committee Reason: The proposal was disapproved based upon the action on F3-13 and the proponent's request.

Assembly Action: **None**

F5-13

Committee Action: **Disapproved**

Committee Reason: The disapproval was based on the committee's judgment that the definition is not needed because the term ELECTROLYTE is well-understood to be an ion transport mechanism.

Assembly Action: **None**

F6-13

Committee Action: **Disapproved**

Committee Reason: The disapproval was based on the committee's judgment that the code change could be the beginning of a trend toward acceptance of OSHA definitions which are much different than IFC definitions and are focused on worker and work-place safety only.

Assembly Action: **None**

F7-13

Committee Action: **Disapproved**

Committee Reason: The disapproval was based on the committee's judgment that the code change was not written in mandatory language and would be better suited to be included in the commentary. The concerns expressed in the committee's disapproval of code change F6-13 were also reiterated.

Assembly Action: **None**

F8-13

Committee Action: **Disapproved**

Committee Reason: The disapproval was based on the committee's judgment that the code change was not written in mandatory language and would be better suited to be included in the commentary. The concerns expressed in the committee's disapproval of code change F6-13 were also reiterated.

Assembly Action: **None**

F9-13

Committee Action: **Approved as Submitted**

Committee Reason: The committee approved the code change based on the proponent's reason statement and because reducing repeated unnecessary emergency responses will increase community and firefighter safety.

Assembly Action: **None**

F10-13

Committee Action: **Disapproved**

Committee Reason: The disapproval was based on the committee's judgment that the code change is not needed. There was no clear reason stated as to why the current text, which has worked well for many years, is deemed inadequate.

Assembly Action: **None**

F11-13

Committee Action: **Disapproved**

Committee Reason: The disapproval was based on the committee's judgment that the sole purpose of the code change was to not require a permit for pyrolysis based char producing stoves but provides no specific regulatory guidance. There is also no nationally recognized standard to which such devices could be tested.

Assembly Action: **None**

F12-13

Withdrawn by proponent

F13-13

Committee Action:

Approved as Modified

Modify the proposal as follows:

SKY LANTERN. An unmanned device with a combustible fuel source that incorporates an open flame in order to make the device airborne.

(Portions of the proposal not shown remain unchanged.)

Committee Reason: The committee approved the code change based on the proponent's reason statement that untethered flaming sky effects pose an uncontrollable ignition hazard. The modification recognizes that the fuel package may not be limited to combustible fuel but could include flammable fuels as well.

Assembly Action:

None

F14-13

Committee Action:

Approved as Submitted

Committee Reason: The committee approved the code change based on the proponent's reason statement and felt that it was a common sense change.

Assembly Action:

None

F15-13

Committee Action:

Approved as Submitted

Committee Reason: The committee approved the code change based on the proponent's reason statement and because the proposal provides a more performance oriented and workable approach than the current text. The proposal was also supported by tests of the methodology (see also code change F331-13). The revision will give the fire code official greater flexibility in dealing with impact protection.

Assembly Action:

None

F16-13

Committee Action:

Disapproved

Committee Reason: The disapproval was based on the committee's judgment that the provisions of current Section 1020 adequately cover the issue. It was also unclear as to what "storage" could be interpreted to be, such as one piece of furniture, or a single file cabinet. It was also noted that corridors are not required by the code and are not subject to the same stringent requirements as an exit would be.

Assembly Action:

None

F17-13

Committee Action:

Disapproved

Committee Reason: The disapproval was based on the committee's judgment that the code change would lead to inconsistent enforcement due to the use of the subjective term "storage" and since sprinklers could be omitted from "storage" rooms storing materials such as those that are incompatible with water [903.3.1.1.1(2)] or materials that are noncombustible [903.3.1.1.1(4)]. Such determinations should be left to the fire code official and the design professional.

Assembly Action:

None

F18-13

Committee Action:

Approved as Modified

Modify the proposal as follows:

315.6 Storage in Plenums in Group I Occupancies. Storage shall not be permitted in plenums in Group I occupancies. Abandoned material in plenums in Group I occupancies shall be deemed to be storage and shall be removed. The accessible portion of abandoned cables in plenums in Group I occupancies that are not identified for future use with a tag shall be deemed storage and shall be removed.

Committee Reason: The committee approved the code change based on the proponent's reason statement. The modification recognizes that the problem is not limited to only Group I occupancies.

Assembly Action:

None

F19-13

Committee Action:

Approved as Modified

Modify the proposal as follows:

318.1 Laundry carts with a capacity of 1 cubic yard or more. Laundry carts with an individual capacity of 1 cubic yard [200 gallons (0.76 m³)] or more, used in laundries within Group B, E, F-1, I, M and R-1 occupancies shall be constructed of noncombustible materials or materials having a peak rate of heat release not exceeding 300 kW/m² at a flux of 50 kW/m² when tested in a horizontal orientation in accordance with ASTM E 1354.

Exceptions:

1. Laundry carts in areas protected by an *approved automatic sprinkler system* installed throughout in accordance with Section 903.3.1.1.
2. Laundry carts in coin-operated laundries.
3. ~~Laundry carts in day care facilities.~~

Committee Reason: The committee approved the code change based on the proponent's reason statement. The modification reflects the committee's opinion that the hazard is the same in day care facilities and they should not get an exception.

Assembly Action:

None

F20-13

Committee Action:

Disapproved

Committee Reason: The disapproval was based on the committee's judgment that the applicability of the IWUIC would be better located in Chapter 1, Section 102 similar to the applicability statements for the IBC and the IRC.

Assembly Action:

None

F21-13

Committee Action:

Disapproved

Committee Reason: The proposal was disapproved based upon the action taken on F176-13 and the request of the proponent.

Assembly Action:

None

F22-13

Committee Action: **Approved as Submitted**

Committee Reason: The committee approved the code change based on the proponent's reason statement and felt that the change will give the fire code official more flexibility in dealing with gatherings.

Assembly Action: **None**

F23-13

Committee Action: **Approved as Modified**

Modify the proposal as follows:

403.3 Crowd managers. Trained crowd managers shall be provided for occupancies or events where more than 250 or more persons congregate. The minimum number of crowd managers shall be established at a ratio of one crowd manager to every 250 persons.

Exceptions:

1. Where approved, the number of crowd managers shall be permitted to be reduced by up to 50 percent where the fire and life safety protection provided and the nature of the event warrant a reduction.
2. Gatherings exclusively for religious worship with an occupant load not exceeding 1,000.

Committee Reason: The committee approved the code change based on the proponent's reason statement. The modification makes it clear that the provisions apply to both indoor and outdoor venues.

Assembly Action: **None**

F24-13

Committee Action: **Approved as Submitted**

Committee Reason: The committee agreed with the proponent that the code change provides needed specific guidance in the duties for crowd managers in support of the changes made in code change F23-13.

Assembly Action: **None**

F25-13

Committee Action: **Approved as Submitted**

Committee Reason: The committee approved the code change based on the proponent's reason statement and that it provides correlation with the changes made in code changes F22-, F23- and F24-13.

Assembly Action: **None**

F26-13

Committee Action: **Approved as Submitted**

Committee Reason: The committee approved the code change based on the proponent's reason statement and that the proposal brings the IFC into correlation with effective current healthcare industry defend-in-place strategy.

Assembly Action: **None**

F27-13

Committee Action:

Approved as Submitted

Committee Reason: The committee approved the code change based on the proponent's reason statement and because the proposal brings the IFC into correlation with effective current healthcare industry evacuation procedures and practices.

Assembly Action:

None

F28-13

Committee Action:

Approved as Submitted

Committee Reason: The committee approved the code change because it provides important correlation with the similar provision contained in IBC Section 3008.1.2. The proposal also correlates with code change F34-13.

Assembly Action:

None

F29-13

Committee Action:

Disapproved

Committee Reason: The disapproval was based on the committee's judgment that site condition requirements aren't needed in the fire safety plan, that it could be a burden on the building owner and would likely be better in the fire department pre-plan.

Assembly Action:

None

F30-13

Committee Action:

Approved as Submitted

Committee Reason: The committee approved the code change based on the proponent's reason statement that it clarifies the text and provides the fire code official with flexibility in requiring drills during inclement weather.

Assembly Action:

None

F31-13

Committee Action:

Approved as Modified

Modify the proposal as follows:

Replace the proposal as follows:

**TABLE 405.2
FIRE AND EVACUATION DRILL
FREQUENCY AND PARTICIPATION**

GROUP OR OCCUPANCY	FREQUENCY	PARTICIPATION
Group A	Quarterly	Employees
Group B ^c	Annually	Employees- <u>All Occupants</u>
<u>Group B^c (Ambulatory Care Facilities)</u>	<u>Annually</u>	<u>Employees</u>
<u>Group B^c (Clinic, Outpatient)</u>	<u>Annually</u>	<u>Employees</u>
Group E	Monthly ^a	All occupants
Group F	Annually	Employees
Group I	Quarterly on each shift	Employees ^b
Group R-1	Quarterly on each shift	Employees

GROUP OR OCCUPANCY	FREQUENCY	PARTICIPATION
Group R-2 ^d	Four annually	All occupants
Group R-4	Quarterly on each shift	Employees ^b
High-rise buildings	Annually	Employees

a. through d. (No changes to current text)

Committee Reason: The modification recognizes and includes the new categories of health care facilities now recognized in the IBC and will provide correlation with the efforts of the Ad Hoc Committee on Healthcare.

Assembly Action: **None**

F32-13

Committee Action: **Approved as Modified**

Modify the proposal as follows:

**TABLE 405.2
FIRE AND EVACUATION DRILL
FREQUENCY AND PARTICIPATION**

GROUP OR OCCUPANCY	FREQUENCY	PARTICIPATION
Group A	Quarterly	Employees
Group B ^b	Annually	Employees
Group E	Monthly ^a	All occupants
Group F	Annually	Employees
Group I -1	Twice on each shift per year <u>Semi-annually on each shift</u>	All occupants
Group I -2	Quarterly on each shift	Employees
Group I -3	Quarterly on each shift	Employees
Group I -4	Monthly <u>on each shift</u>	All occupants
Group R-1	Quarterly on each shift	Employees
Group R-2 ^c	Four annually	All occupants
Group R-4	Twice on each shift per year <u>Semi-annually on each shift</u>	All occupants
High-rise buildings	Annually	Employees

(Portions of the table and remainder of proposal not shown remain unchanged.)

Committee Reason: The committee approved the code change based on the proponent's reason statement. The modifications clarify the drill frequency requirements.

Assembly Action: **None**

F33-13

Committee Action: **Approved as Modified**

Modify the proposal as follows:

Replace the proposal as follows:

**TABLE 405.2
FIRE AND EVACUATION DRILL
FREQUENCY AND PARTICIPATION**

GROUP OR OCCUPANCY	FREQUENCY	PARTICIPATION
Group A	Quarterly	Employees
Group B ^c	Annually	Employees
Group E	Monthly ^a	All occupants
Group F	Annually	Employees
Group I	Quarterly on each shift	Employees ^b
Group R-1	Quarterly on each shift	Employees
Group R-2 ^d	Four annually	All occupants
Group R-4	Quarterly on each shift	Employees ^b
High-rise buildings	Annually	Employees

a. through d. (No change to current text.)

Committee Reason: The modification recognizes that the table is occupancy driven and that high-rise buildings are not an occupancy but rather a building type.

Assembly Action:

None

F34-13

Committee Action: **Approved as Submitted**

Committee Reason: The committee approved the code change because it provides important correlation with the same provision contained in IBC Section 3008.1.2. Occupant evacuation elevators are a new feature and people may not be familiar with them and their operational procedures. The proposal will give these elevators greater prominence in the fire safety planning process. The proposal also correlates with code change F28-13.

Assembly Action:

None

F35-13

Committee Action: **Disapproved**

Committee Reason: The committee's disapproval was based on the subject matter of the code change not being a fire safety issue and thus clearly outside the scope and intent of the IFC as stated in Section 101. Additionally, the proposed text would be in an incorrect section which contains occupancy related requirements; high-rise buildings are not an occupancy but, rather, a building type. It was also unclear who would be responsible for maintaining the devices, who would receive the necessary training to use them and who would provide the training, both initial and on-going. Also vague was the term "main elevator lobby" which could be interpreted to be on one or multiple floor levels.

Assembly Action:

None

F36-13

Committee Action: **Disapproved**

Committee Reason: The committee's disapproval was based on the fact that the code change does not specifically require anything and no record of problems in locating a building were cited to justify it. It was unclear what the term "main front entrance" would mean in a multi-entrance building. The proposal appears to be informational rather than technical in nature and does not belong in a minimum code. It was also not clear what the term "appropriate governing authority" means.

Assembly Action:

None

F37-13

Committee Action: **Approved as Submitted**

Committee Reason: The committee agreed with the proponent reason statement that the code change provides needed clarification of the exception.

Assembly Action:

None

F38-13

Committee Action: **Approved as Submitted**

Committee Reason: The committee agreed with the proponent that the code change provides the fire code official with specific authority regarding modification of the fire apparatus access road provisions at ground mounted solar photovoltaic power generation facilities without having to invoke the alternative methods provisions in Chapter 1. The committee also expressed its preference for the format of the exceptions to this section that was established in approved code change F37-13.

Assembly Action:

None

F39-13

Committee Action:

Approved as Modified

Modify the proposal as follows:

503.2.2 Authority. The fire code official shall have the authority to require or permit ~~an increase or a decrease in the minimum~~ modifications to the required access widths where they are inadequate for fire or rescue operations or where necessary to meet the public safety objectives of the jurisdiction.

Committee Reason: The committee agreed with the proponent that the code change provides the fire code official with greater flexibility to accommodate variables and changes in hazard associated with fire apparatus access roads. The modification clarifies that the authorized modification may be to increase or to decrease the width.

Assembly Action:

Disapproved

F40-13

Committee Action:

Disapproved

Committee Reason: The committee's disapproval was based on the fact that the code change is too specific and would reduce the fire code official's flexibility in dealing with fire apparatus road markings and might interfere with state or local motor vehicle laws on the same subject.

Assembly Action:

None

F41-13

Committee Action:

Approved as Submitted

Committee Reason: The committee approved the code change based on the proponent's reason statement.

Assembly Action:

None

F42-13

Committee Action:

Approved as Modified

Modify the proposal as follows:

503.4.1 Traffic calming devices. Traffic calming devices in fire vehicle access routes shall only be permitted where necessary to mitigate unsafe traffic conditions that have been identified and documented by a registered design professional specializing in traffic engineering. The fire code official is authorized to approve such traffic calming devices provided that, in the opinion of the fire code official, adequate emergency vehicle access is maintained, and the jurisdiction's traffic engineer shall work collaboratively to plan, design, and install traffic calming devices. ~~Approved traffic calming devices shall be designed to provide for adequate emergency vehicle access in addition to mitigating unsafe traffic conditions identified by the traffic engineer.~~

Committee Reason: The committee approved the code change because it lets the fire code official know that he is not operating alone, that there are other parties with an interest in traffic calming devices that need to have input and provides broader opportunities for cooperation. The modification uses the proper terminology for design professionals as is used elsewhere in the code and the revised wording provides the fire code official more flexibility than the original proposal for addressing the various types of traffic calming devices that may be proposed.

Assembly Action:

None

F43-13

PART I – IFC

Committee Action:

Approved as Modified

Modify the proposal as follows:

505.1 Address identification. New and existing buildings shall be provided with approved address identification. The address identification shall be legible and placed in a position that is visible from the street or road fronting the property. Address identification characters shall contrast with their background. Address numbers shall be Arabic numbers or alphabetical letters. Numbers shall not be spelled out. Each character shall be a minimum of 4 inches (101.6 mm) high with a minimum stroke width of 0.5 inch (12.7 mm). Where required by the fire code official, address identification shall be provided in additional approved locations to facilitate emergency response. Where access is by means of a private road and the building cannot be viewed from the public way, a monument, pole or other sign or means shall be used to identify the structure. Address identification shall be maintained.

Committee Reason: The committee agreed with the proponent that the code change brings uniformity to the subject across the codes and clarifies the intent of the section. The modification retains the alphabetical letters to give the fire code official more flexibility in dealing with existing buildings that may have been addressed with letters years ago.

Assembly Action:

None

PART II – IBC

Committee Action:

Approved as Modified

Modify the proposal as follows:

[F] 501.2 Address identification. New and existing buildings shall be provided with approved address identification. The address identification shall be legible and placed in a position that is visible from the street or road fronting the property. Address identification characters shall contrast with their background. Address numbers shall be Arabic numbers or alphabetical letters. Numbers shall not be spelled out. Each character shall be not less than 4 inches (102 mm) in height ~~and not less than~~ with a minimum stroke width of 0.5 inch (12.7 mm) ~~in width~~. Where required by the fire code official, address identification shall be provided in additional approved locations to facilitate emergency response. Where access is by means of a private road and the building address cannot be viewed from the public way, a monument, pole or other approved sign or means shall be used to identify the structure. Address identification shall be maintained.

Committee Reason: The committee agreed with the proponent that the code change brings uniformity to the subject across the codes and clarifies the intent of the section. The modification retains the alphabetical letters to give the building official more flexibility in dealing with existing buildings that may have been addressed with letters years ago. The modification also clarifies that it is the required width of the stroke that must be ½ inch in width, not the whole numeral.

Assembly Action:

None

PART III – IPMC

Committee Action:

Approved as Modified

Modify the proposal as follows:

[F] 304.3 Address identification. Buildings shall be provided with approved address identification. The address identification shall be legible and placed in a position to be visible from the street or road fronting the property. Address identification characters shall contrast with their background. Address numbers shall be Arabic numerals or alphabetical letters. Numbers shall not be spelled out. Each character shall be a minimum of 4 inches (102 mm) in height with a minimum stroke width of 0.5 inch (12.7 mm). Where required by the fire code official, address identification shall be provided in additional approved locations to facilitate emergency response. Where access is by means of a private road and the building cannot be viewed from the public way, a monument, pole or other sign or means shall be used to identify the structure. Address identification shall be maintained.

Committee Reason: The committee agreed with the proponent that the code change brings uniformity to the subject across the codes and clarifies the intent of the section. The modification retains the alphabetical letters to give the code official more flexibility in dealing with existing buildings that may have been addressed with letters years ago.

Assembly Action:

None

**PART IV – IRC Building
Committee Action:**

Approved as Modified

Modify proposal as follows:

R319.1 Address identification. Buildings shall be provided with approved address identification. The address identification shall be legible and placed in a position that is visible from the street or road fronting the property. Address identification characters shall contrast with their background. Address numbers shall be Arabic numbers or alphabetical letters. Numbers shall not be spelled out. Each character shall be a minimum of 4 inches (102 mm) high with a minimum stroke width of 0.5 inch (12.7 mm). Where required by the fire code official, address identification shall be provided in additional approved locations to facilitate emergency response. Where access is by means of a private road and the building address cannot be viewed from the public way, a monument, pole or other sign or means shall be used to identify the structure. Address identification shall be maintained.

Committee Reason: The committee approved this proposed code change and modification to be consistent with prior actions by other committees on other parts of this proposal. Similar requirements are also contained in the International Property Maintenance Code and it is important to also have similar requirements for new buildings. This assures that visitors and fire fighters can identify structures.

Assembly Action:

None

F44-13

Committee Action:

Disapproved

Committee Reason: The committee's disapproval was based on the committee's concern that it would unnecessarily place the responsibility for providing the required water supply upon the fire department and could expose it to liability if it failed to supply the water, such as if a tanker were out of service or if manpower cuts reduced tanker availability. The committee felt that the responsibility for providing the water supply should remain with the property owner and that any consideration of a mobile water supply should be considered under the alternative methods and materials provisions of Chapter 1.

Assembly Action:

None

F45-13

For staff analysis of the content of NFPA 291-13 relative to CP#28, Section 3.6, please visit:
<http://www.iccsafe.org/cs/codes/Documents/2012-2014Cycle/Proposed-B/ProposedStandards.pdf>

Committee Action:

Disapproved

Committee Reason: The committee's disapproval was based on the fact that the code change belongs in Chapter 9 since its focus is on fire protection system calculations rather than on fire protection water supply. Also, gathering an entire year of test data can be problematic in areas of the country where testing can only be done for 4 or 5 months out of the year due to weather extremes.

Assembly Action:

None

F46-13

Committee Action:

Disapproved

Committee Reason: The disapproval was based on the committee's judgment that the code change creates an onerous area calculation that would not be consistent with the complexities of the occupancy.

Assembly Action:

None

F47-13

Committee Action:

Approved as Submitted

Committee Reason: The committee felt that the code change would provide better housekeeping within fire command centers, especially when those areas are shared with other building functions such as the security office.

Assembly Action:

None

F48-13

Committee Action:

Disapproved

Committee Reason: The committee's disapproval was based on its agreement with testimony that indicated that the requirement could be onerous for IRC buildings since it would apply to them as an operational item based on Section 102.5. It was also unclear whether the markings would need to be placed on the building or on the equipment in question.

Assembly Action:

None

F49-13

Committee Action:

Disapproved

Committee Reason: The committee's disapproval was based on its agreement with testimony that indicated that the change would seriously limit the fire code official's ability to approve or disapprove a system. It also indicated that the desired clarity that the coverage was to be based on the existing ability of the jurisdiction's system contained in the stricken charging text could lead to an interpretation that the building owner was responsible for upgrading the jurisdiction's system, which was not the original intent of the section. It was also unclear as to who is to do the calculations and what the report contents are to include.

Assembly Action:

None

F50-13

Committee Action:

Disapproved

Committee Reason: The committee's disapproval was based on its agreement with testimony that indicated that the change should also appear in the IBC to avoid conflict with new construction. It was also indicated that the reference to UL 1037 is an incorrect reference; that the need for a watertight container, which is not clearly defined, in all locations is unnecessary and that shunt trips do not work in installations using fuses for overcurrent protection. The requirement would also be onerous for IRC buildings since it would apply to them as an operational item based on Section 102.5. It was felt that such requirements should be determined on a case-by-case basis and it was questioned as to whether the fire department should have the ability to unilaterally shut down major facilities such as light rail systems.

Assembly Action:

None

F51-13

Committee Action:

Disapproved

Committee Reason: The disapproval was based on the committee's judgment that the current permit requirements for Chapter 6 systems are adequate to provide for construction document submittals. The requirements should be located in Chapter 1, where one would reasonably expect them to be, so as to avoid a "gotcha" situation if they were embedded in Chapter 6.

Assembly Action:

None

F52-13

Withdrawn by Proponent

F53-13

Committee Action:

Approved as Modified

Modify the proposal as follows:

604.1.2 (IBC [F] 2702.1.2) Electrical. Installation. Emergency power systems and standby power systems required by this code or the *International Building Code* shall be installed in accordance with the *International Building Code*, NFPA 70, NFPA 110 and NFPA 111.

(Portions of the proposal not shown remain unchanged.)

Committee Reason: The committee approved the code change based on the proponent's reason statement and agreed that the proposal provides needed definitions and brings clarity to the emergency and standby power requirements. The modifications clarify which systems are included and also provide an important link to IBC flood plain, structural, etc. requirements.

Assembly Action:

None

F54-13

For staff analysis of the content of ASCE/SEI 24-05 relative to CP#28, Section 3.6, please visit: <http://www.iccsafe.org/cs/codes/Documents/2012-2014Cycle/Proposed-B/ProposedStandards.pdf>

Committee Action:

Approved as Modified

Modify the proposal as follows:

604.1.2 (IBC [F] 2702.1.2) Group I-2 Occupancies. In Group I-2 occupancies, in new construction or where the building is substantially damaged, where an essential electrical system is located in flood hazard areas established in Section 1612.3 of the *International Building Code*, the system shall be located and installed in accordance with ASCE 24.

(Portions of the proposal not shown remain unchanged.)

Committee Reason: The committee approved the code change based on the proponent's reason statement and agreed that the proposal provides for important protection for critical systems. The modification clarifies that the applicability of the section would be to existing buildings only when they sustain substantial damage such as from the recent east coast hurricane.

Assembly Action:

None

F55-13

Committee Action:

Disapproved

Committee Reason: The committee's disapproval was based on its concern that rather than simply requiring a 2-hour fire-resistance-rated assembly, the proposal specifies methods and materials that may or not be consistent with a 2-hour rated assembly. The committee also felt that there was inadequate justification for the change and noted that sprinkler protection was not credited in reducing the hazard of fire exposure cited in the reason statement.

Assembly Action:

None

F56-13

Committee Action:

Approved as Submitted

Committee Reason: The committee approved the code change based on the proponent's reason statement and agreed that the proposal provides a more user friendly editorial reorganization.

Assembly Action:

None

F57-13

For staff analysis of the content of UL2196-2001 relative to CP#28, Section 3.6, please visit:
<http://www.iccsafe.org/cs/codes/Documents/2012-2014Cycle/Proposed-B/ProposedStandards.pdf>

Committee Action:

Approved as Modified

Modify the proposal as follows:

604.3 (IBC [F] 2702.3) Critical circuits. Cables used for survivability of required critical circuits shall be listed in accordance with UL 2196. Electrical circuit protective systems shall be installed in accordance with their listing requirements.

(Portions of the proposal not shown remain unchanged.)

Committee Reason: The committee agreed with the proponent's reason statement that the code change Brings needed clarity regarding critical circuits and provides correlation with similar language used in many referenced standards, including NFPA 20, 70 and 72. Though the committee expressed some concern that the term "critical circuits" is not defined, it was pointed out that the phrase is widely used and described throughout nationally recognized standards and industry practices. The modification clarifies that the requirement only applies to required critical circuits.

Assembly Action:

None

F58-13

Committee Action:

Disapproved

Committee Reason: The disapproval was based on the committee's actions on code changes F53-, F56-, F59-13 and G17-13 and because the proposal tends to create "laundry lists" that are inconsistent with code style.

Assembly Action:

None

F59-13

PART I – IFC

Committee Action:

Approved as Modified

Modify the proposal as follows:

HIGH-RISE BUILDINGS

IBC [F] 403.4.8.1 Equipment room. If the standby or emergency power system includes a generator set inside a building, the system shall be located in a separate room enclosed with 2-hour *fire barriers* constructed in accordance with Section 707 or *horizontal assemblies* constructed in accordance with Section 711, or both. System supervision with manual start and transfer features shall be provided at the *fire command center*.

Exception: In Group I-2 Condition 2, manual start and transfer features for the critical branch of the emergency power are not required to be provided at the fire command center.

(Portions of the proposal not shown remain unchanged.)

Committee Reason: The committee approved the code change based on the proponent's reason statement and agreed that the proposal accomplishes much needed revisions and clarifications to the emergency and standby power system requirements. The modification leaves the control of critical circuits in the hands of the hospital engineers.

Assembly Action:

None

PART II – IEBC

This code change was heard by the IEBC code development committee.

Committee Action: **Disapproved**

Committee Reason: This proposal was disapproved primarily related to concerns with references to sections not found in the IEBC. Specifically, exception 1 references Section 408.4.1 which is not found in the IEBC.

Assembly Action: **None**

F60-13

Withdrawn by Proponent

F61-13

Committee Action: **Disapproved**

Committee Reason: The disapproval was based on the proponent's request for disapproval in light of the committee's approval of code change F62-13.

Assembly Action: **None**

F62-13

Committee Action: **Approved as Submitted**

Committee Reason: The committee agreed with the proponent's reason statement that the proposal is a needed editorial clean-up and minor technical improvement to the PV section that represents a collaborative effort of the fire service and the major subject stakeholders and results in a more logical presentation of the requirements.

Assembly Action: **None**

F63-13

Committee Action: **Disapproved**

Committee Reason: The disapproval was based on the proponent's request for disapproval in light of the committee's approval of code change F64-13.

Assembly Action: **None**

F64-13

Committee Action: **Approved as Submitted**

Committee Reason: The committee agreed with the proponent's reason statement that the proposal removes text provisions covered by the IBC referenced standard, NFPA 70, thus removing potential conflicts between the IFC and that document.

Assembly Action: **None**

F65-13

Committee Action: **Disapproved**

Committee Reason: The disapproval was based on the committee's approval of code change F62-13.

Assembly Action: **None**

F66-13

Committee Action: **Disapproved**

Committee Reason: The disapproval was based on the committee's approval of code change F64-13.

Assembly Action: **None**

F67-13

Committee Action: **Disapproved**

Committee Reason: The disapproval was based on the committee's approval of code change F64-13.

Assembly Action: **None**

F68-13

Committee Action: **Disapproved**

Committee Reason: The disapproval was based on the committee's approval of code change F64-13.

Assembly Action: **None**

F69-13

Committee Action: **Approved as Modified**

Modify the proposal as follows:

605.11.3 Access and pathways. Roof access, pathways, and spacing requirements shall be provided in accordance with Sections 605.11.3.1 through 605.11.3.3.3.

Exceptions:

1. Residential structures shall be designed so that each photovoltaic array is no greater than 150 feet (45 720 mm) by 150 feet (45 720 mm) in either axis.
2. Roof access, pathways, and spacing requirements need not be provided ~~where an alternative ventilation method approved by the fire chief has been provided or where the fire chief has determined vertical ventilation techniques~~ rooftop operations will not be employed.

Committee Reason: The committee agreed with the proponent's reason statement that the code change provides the fire chief with greater operational flexibility. The proposal also represents a successful collaborative effort between the fire service and the solar energy stakeholders. The modification provides correlation with NFPA 14.

Assembly Action: **None**

F70-13

Committee Action: **Disapproved**

Committee Reason: The disapproval was based on the proponent's request for disapproval in light of the committee's approval of code change F62-13.

Assembly Action: **None**

F71-13

Committee Action: **Disapproved**

Committee Reason: The disapproval was based on the proponent's request for disapproval in light of the committee's approval of code change F62-13.

Assembly Action: **None**

F72-13

Committee Action:

Approved as Modified

Modify the proposal as follows:

605.11.3.2 Residential systems for Group R-3 buildings. Access to residential systems for Group R-3 buildings shall be provided in accordance with Sections 605.11.3.2.1 through 605.11.3.2.4.

605.11.3.3 Other than residential Group R-3 buildings. Access to systems for occupancies other than residential Group R-3 buildings shall be provided in accordance with Sections 605.11.3.3.1 through 605.11.3.3.3.

Exception: Where it is determined by the *fire code official* that the roof configuration is similar to that of a Group R-3 occupancy, the residential access and ventilation requirements in Sections 605.11.3.2.1 through 605.11.3.2.4 shall be permitted to be used.

Committee Reason: The committee agreed with the proponent's reason statement that the proposal provides a needed clarification as to the applicability of the requirements to buildings constructed under the IBC. The modification further clarifies that applicability by replacing the removed "IRC language" (i.e., 'one-and two-family dwellings') with "IBC language" (i.e., 'Group R-3').

Assembly Action:

None

F73-13

Committee Action:

Approved as Submitted

Committee Reason: The committee agreed with the proponent's reason statement that deleting the subjective phrases "...structurally strong..." and "...live load of fire fighters..." will make the section easier to enforce because there are no live loads specified in the IBC or IRC for fire fighters.

Assembly Action:

None

F74-13

Committee Action:

Approved as Modified

Modify the proposal as follows:

605.11.3.3.3 Smoke ventilation. The solar installation shall be designed to meet the following requirements:

1. Arrays shall be no greater than 150 feet (45 720 mm) by 150 feet (45 720 mm) in distance in either axis in order to create opportunities for fire department smoke ventilation operations.
2. Smoke ventilation options between array sections shall be one of the following:
 - 2.1. A pathway 8 feet (2438 mm) or greater in width.
 - 2.2. A 4-foot (1290 mm) or greater in width pathway and bordering roof skylights or gravity operated drop-out smoke and heat vents on at least one side.
 - 2.3. A 4-foot (1290 mm) or greater in width pathway and bordering all sides of non-gravity-operated drop out smoke and heat vents.
 - 2.4. ~~2.3.~~ A 4-foot (1290 mm) or greater in width pathway and bordering 4-foot by 8-foot (1290 mm by 2438 mm) "venting cutouts" every 20 feet (6096 mm) on alternating sides of the pathway.

(Portions of the proposal not shown remain unchanged.)

Committee Reason: The committee agreed with the proponent's reason statement and the modification which better addresses ready access to gravity operated drop-out smoke and heat vents that can be utilized for ventilation and greater clearances around smoke and heat vents that are not of the gravity operated drop out-type.

Assembly Action:

None

F75-13

Committee Action:

Approved as Modified

Modify the proposal as follows:

605.12 Abandoned wiring in plenums. Accessible portions of abandoned cables in air handling plenums in Group I occupancies shall be removed. Cables that are unused and have not been tagged for future use shall be considered abandoned.

(Portions of the proposal not shown remain unchanged.)

Committee Reason: The committee approved the code change based on the proponent's reason statement. The modification recognizes that the problem is not limited to only Group I and will improve fire fighter safety in all occupancies.

Assembly Action:

None

F76-13

Committee Action:

Approved as Submitted

Committee Reason: The committee agreed with the proponent's reason statement that the code change provides a safeguard against unauthorized tampering with readily accessible refrigerant ports and also provides correlation with the IMC.

Assembly Action:

None

F77-13

Committee Action:

Approved as Submitted

Committee Reason: The committee approved the code change based on the proponent's reason statement.

Assembly Action:

None

F78-13

Committee Action:

Approved as Submitted

Committee Reason: The committee approved the code change based on the proponent's reason statement.

Assembly Action:

None

F79-13

Committee Action:

Approved as Submitted

Committee Reason: The committee agreed with the proponent's reason statement that the code change provides a needed editorial clean-up of the section without any technical changes.

Assembly Action:

None

F80-13

For staff analysis of the content of IIAR-2-2014 relative to CP#28, Section 3.6, please visit:
<http://www.iccsafe.org/cs/codes/Documents/2012-2014Cycle/Proposed-B/ProposedStandards.pdf>

Committee Action:

Approved as Modified

Modify the proposal as follows:

606.12.1 Standards. Refrigeration systems and the buildings in which such systems are installed shall be in accordance with ASHRAE 15.

606.12.1.1 Ammonia Refrigeration. Refrigeration systems using ammonia refrigerant and the buildings in

which such systems are installed shall comply with the following standards: 1. IAR-2 for system design and installation,

2. ~~IAR-6 for maintenance and inspection~~
3. ~~IAR-7 for operating procedures~~
4. ~~IAR-8 for decommissioning.~~

Add standards to Chapter 80 as follows:

IAR

International Institute of Ammonia Refrigeration
1001 N. Fairfax Street, Suite 503
Alexandria, VA 22314

IAR-2-2014	<i>Equipment, Design, and Installation of Closed-Circuit Ammonia Mechanical Refrigerating Systems</i>
IAR-6-2014	<i>Maintenance and Inspection of Closed-Circuit Ammonia Mechanical Refrigerating Systems</i>
IAR-7-2013	<i>Developing Operating Procedures for Closed-Circuit Ammonia Mechanical Refrigerating</i>
IAR-8-2014	<i>Decommissioning of Closed-Circuit Ammonia Mechanical Refrigerating Systems</i>

Committee Reason: The committee agreed with the proponent's reason statement that the code change provides an appropriate referenced standard for refrigeration system design and installation. The modification deletes standards that are not yet approved and ready for publication.

Assembly Action: **None**

F81-13

Committee Action: **Approved as Submitted**

Committee Reason: The committee approved the code change based on the proponent's reason statement.

Assembly Action: **None**

F82-13

Committee Action: **Approved as Submitted**

Committee Reason: The committee approved the code change based on the proponent's reason statement. The committee expressed a concern that a similar requirement should also appear in the IBC to avoid enforcement conflicts.

Assembly Action: **None**

F83-13

Committee Action: **Approved as Submitted**

Committee Reason: The committee approved the code change based on the proponent's reason statement.

Assembly Action: **None**

F84-13

Committee Action: **Disapproved**

Committee Reason: The committee's disapproval was based on its agreement with testimony that indicated the current text is new to the 2012 edition and is widely approved by the fire service as providing much more specific, secure and comprehensive key criteria than the referenced standard. It was also noted that ASME A17.1 may not be readily available to fire code officials and would thus make enforcement difficult.

Assembly Action: **None**

F85-13

Committee Action: **Disapproved**

Committee Reason: The disapproval was based on the committee's judgment that the current text of Section 5001.1, Exception 7 adequately covers the proponent's concern and that the proposed text is awkward and inconsistent with code style.

Assembly Action: **None**

F86-13

For staff analysis of the content of IEEE 1636/ASHRAE 21-12 relative to CP#28, Section 3.6, please visit: <http://www.iccsafe.org/cs/codes/Documents/2012-2014Cycle/Proposed-B/ProposedStandards.pdf>

Committee Action: **Disapproved**

Committee Reason: The disapproval was based on the fact that the proposed referenced standard is not, in fact, a standard in accordance with ICC CP#28 but is, rather, a guideline written in unenforceable, non-mandatory style language and thus inappropriate for inclusion in Chapter 80.

Assembly Action: **None**

F87-13

Committee Action: **Disapproved**

Committee Reason: The disapproval was based on the committee's judgment that the text proposed for deletion provides an important safeguard and should be retained. There was also insufficient technical justification to support deletion.

Assembly Action: **None**

F88-13

Committee Action: **Disapproved**

Committee Reason: The committee's disapproval was based on its agreement with testimony that indicated that signage on the building is needed to provide early warning for responding fire fighters that the building contains rooms with battery systems.

Assembly Action: **None**

F89-13

Committee Action: **Disapproved**

Committee Reason: The committee's disapproval was based on the fact that Section 608.7.1 already provides for signage approval and the requirements should be consistent with other sign requirements.

Assembly Action: **None**

F90-13

Committee Action: **Approved as Modified**

Modify the proposal as follows:

609.2 Where required. A Type I hood shall be installed at or above all commercial cooking appliances and domestic cooking appliances used for commercial purposes that produce grease vapors.

Exception: A Type I hood shall not be required for an electric cooking appliance where an approved testing agency provides documentation that the appliance effluent contains 5 mg/m³ or less of grease when tested at an exhaust flow rate of 500 cfm (0.236 m³/s) in accordance with Section 47 of UL 710B.

Committee Reason: The committee agreed with the proponent's reason statement. The modification correlates with the IMC on the subject.

Assembly Action: **None**

F91-13

For staff analysis of the content of IKECA C10-2011 relative to CP#28, Section 3.6, please visit:
<http://www.iccsafe.org/cs/codes/Documents/2012-2014Cycle/Proposed-B/ProposedStandards.pdf>

Committee Action: **Approved as Submitted**

Committee Reason: The committee agreed with the proponent's reason statement that the code change provides a needed standard to assist the fire code official in determining standards of and methods for cleaning hood and duct systems.

Assembly Action: **None**

F92-13 **Withdrawn by Proponent**

F93-13

Committee Action: **Approved as Submitted**

Committee Reason: The committee agreed with the proponent's reason statement that the code change compliments the action taken on code change F91-13 by providing the fire code official with an easily discernible indicator of the cleaning status of a hood and duct system. It also was noted that this feature has been in successful use in the State of New Jersey.

Assembly Action: **None**

F94-13

For staff analysis of the content of ANSI721.69/CSA 616-09 relative to CP#28, Section 3.6, please visit:
<http://www.iccsafe.org/cs/codes/Documents/2012-2014Cycle/Proposed-B/ProposedStandards.pdf>

Committee Action: **Approved as Submitted**

Committee Reason: The committee agreed with the proponent's reason statement that the code change provides important correlation with Section 411.1.1 of the IFGC.

Assembly Action: **None**

F95-13

For staff analysis of the content of ASTM D1998-06 and UL 499-05 relative to CP#28, Section 3.6, please visit:
<http://www.iccsafe.org/cs/codes/Documents/2012-2014Cycle/Proposed-B/ProposedStandards.pdf>

Committee Action: **Disapproved**

Committee Reason: The committee's disapproval was based on its agreement with testimony that indicated that the proposed standard ASTM D1998 is scoped to apply only to tanks with a capacity greater than 500 gallons, that the tank testing that has been done to ASTM D1998 so far does not speak to tank material degradation over time or to the storage of liquids with a temperature over 140-150 degrees F which are the limits of the standard. Concern was also expressed that the fire code official would be put in a position to approve the suitability of tanks and their materials without adequate technical information. The committee also felt that it was unacceptable to run piping in overhead return air plenums under any circumstances, to allow non-metallic relief valves for non-metallic tanks and was concerned as to where the normal and emergency tanks vents would discharge. The concept of the proposal was felt to be a good one but that more appropriate standard development and testing need to be done first.

Assembly Action: **None**

F96-13

Committee Action:

Approved as Submitted

Committee Reason: The committee approved the code change based on the proponent's reason statement.

Assembly Action:

None

F97-13

Committee Action:

Approved as Modified

Modify proposal as follows:

CHAPTER 7 FIRE AND SMOKE PROTECTION FEATURES

701.1 Scope. The provisions of this chapter shall govern maintenance of the materials, systems and assemblies used for structural fire resistance and fire-resistance-rated construction separation of adjacent spaces to safeguard against the spread of fire and smoke within a building and the spread of fire to or from buildings. New buildings shall comply with the *International Building Code*.

Committee Reason: The proposal was approved as it cleans up and clarifies the scope of Chapter 7 with regard to the need for the maintenance of fire resistance and fire rated construction. The modification simply adds the word "shall" to address the need for mandatory language.

Assembly Action:

None

F98-13

Committee Action:

Disapproved

Committee Reason: The proposal was disapproved as it appeared to delete important maintenance requirements for fire resistance such as "coatings and sprayed fire resistance." It was noted that this chapter is in need of revision but this proposal appears to be deleting important provisions. It was stressed that Chapter 7 plays a key role in the IFC and provides for the long term performance of a building during a fire.

Assembly Action:

None

F99-13

Committee Action:

Approved as Submitted

Committee Reason: The test method protocol was outdated and needed to be deleted. It had previously been deleted from the IBC.

Assembly Action:

None

F100-13

For staff analysis of the content of ASTM E2579-12 relative to CP#28, Section 3.6, please visit:
<http://www.iccsafe.org/cs/codes/Documents/2012-2014Cycle/Proposed-B/ProposedStandards.pdf>

Committee Action:

Disapproved

Committee Reason: This proposal was disapproved with the main concern that the provisions for existing buildings would be more restrictive than for new construction. This would possibly result in a new building being immediately out of compliance once a certificate of occupancy was issued.

Assembly Action:

None

F101-13

Committee Action:

Approved as Modified

Modify the proposal as follows:

803.7 Facings or wood veneers intended to be applied on-site over a wood substrate. Facings or wood veneers intended to be applied on-site over a wood substrate shall comply with one of the following:

1. The facing or wood veneer shall have a Class A, B, or C flame spread index and smoke developed index, based on the requirements of Table 803, in accordance with ASTM E 84 or UL 723. Test specimen preparation and mounting shall be in accordance with ASTM E 2404.
2. The facing or wood veneer shall meet the criteria of Section 803.1.2.1 when tested in accordance with NFPA 286 using the product-mounting system, including adhesive, described in section 5.8.9 of NFPA 286.

Committee Reason: This provision specifically addresses the appropriate testing of veneers as it is intended to be applied. There was some concern that this would only apply to existing installations. Another concern was that the proposal focused only on wood veneers and should apply to all veneer types. A modification was made to remove the term "wood" throughout to address this concern.

Assembly Action:

None

F102-13

Committee Action:

Approved as Submitted

Committee Reason: This proposal correlates the changes made in the Group A code change cycle for healthcare occupancies and clarifies that board and care facilities would be considered Group I-1 Condition 2.

Assembly Action:

None

F103-13

For staff analysis of the content of ASTM F1085-10 relative to CP#28, Section 3.6, please visit:
<http://www.iccsafe.org/cs/codes/Documents/2012-2014Cycle/Proposed-B/ProposedStandards.pdf>

Committee Action:

Approved as Submitted

Committee Reason: This proposal was seen as another viable option for testing the fire performance of mattresses.

Assembly Action:

None

F104-13

Committee Action:

Approved as Submitted

Committee Reason: The restriction of natural cut trees in Ambulatory Care facilities was felt to be appropriate and was consistent with the restrictions of Group I occupancies.

Assembly Action:

None

F105-13

Committee Action:

Approved as Submitted

Committee Reason: The committee felt that NFPA 289 was a more appropriate test for artificial vegetation. There was some concern with the language found in the exception but it was noted that such language is existing language found in other sections of 806.

Assembly Action:

None

F106-13

Committee Action:

Approved as Submitted

Committee Reason: This proposal was approved as it gets the correct NFPA 701 tests applied and is consistent with actions taken during the Group A code change cycle to the IBC. The committee noted that it was not their intention to place NFPA 701 back into Section 806.2 that was deleted by F105-13.

Assembly Action:

None

F107-13

Committee Action:

Disapproved

Committee Reason: The proposal was disapproved as it was felt that there were too many proposed modifications being presented to improve the proposal at this time. The proposal needs more work and more coordination with the requirements of Chapter 10 of the IBC and IFC that allow only 4 inch projections.

Assembly Action:

None

F108-13

Committee Action:

Approved as Submitted

Committee Reason: This proposal was approved as it simply prohibits natural cut trees within specific critical areas of the means of egress.

Assembly Action:

None

F109-13

Committee Action:

Approved as Modified

Modify the proposal as follows:

**SECTION 807
DECORATIVE MATERIALS OTHER THAN DECORATIVE VEGETATION IN NEW AND EXISTING
BUILDINGS**

807.1 (IBC [F]806.1) General. Combustible decorative materials, other than decorative vegetation, shall comply with Section 807.2 through 807.5.

807.2 General. The following requirements shall apply to all occupancies:

1. Furnishings or decorative materials of an explosive or highly flammable character shall not be used.
2. Fire-retardant coatings in existing buildings shall be maintained so as to retain the effectiveness of the treatment under service conditions encountered in actual use.
3. Furnishings or other objects shall not be placed to obstruct exits, access thereto, egress there from or visibility thereof.
4. The permissible amount of noncombustible decorative materials shall not be limited.

807.2 (IBC [F] 806.2) Noncombustible materials. The permissible amount of noncombustible decorative material shall not be limited.

807.3 (IBC [F] 806.3) Combustible decorative materials. In other than Group I-3, curtains, draperies, fabric hangings and other similar combustible decorative materials suspended from walls or ceilings shall comply be flame-resistant in accordance with Section 807.4 and shall not exceed 10 percent of the specific wall or ceiling area to which they are it is attached.

Fixed or movable walls and partitions, paneling, wall pads and crash pads applied structurally or for decoration, acoustical correction, surface insulation or other purposes shall be considered interior finish, shall comply with Section 803 if they cover 10 percent or more of the wall or of the ceiling area, and shall not be considered decorative materials or furnishings. (relocated from Section 807.1)

Exceptions:

1. In auditoriums in Group A, the permissible amount of curtains, draperies, fabric hangings and other similar combustible decorative materials suspended from walls or ceilings shall not exceed 75 percent of the aggregate wall area where the building is equipped throughout with an

- approved automatic sprinkler system* in accordance with Section 903.3.1.1, and where the material is installed in accordance with Section 803.11 of the *International Building Code*.
2. In Group R-2 dormitories, within sleeping units and dwelling units, the permissible amount of curtains, draperies, fabric hangings and other similar decorative materials suspended from walls or ceiling shall not exceed 50 percent of the aggregate wall areas where the building is equipped throughout with an *approved automatic sprinkler system* installed in accordance with Section 903.3.1. (*relocated and revised from Section 807.1, exception 1*)
 3. In Group B and M occupancies, the amount of combustible fabric partitions suspended from the ceiling and not supported by the floor shall comply with Section 807.4 and shall not be limited.

807.4 (IBC [F] 806.4) Acceptance criteria and reports. Where required to exhibit improved fire performance ~~be flame resistant~~, curtains, draperies, fabric hangings and other similar combustible decorative materials suspended from walls or ceilings shall be tested by an *approved* agency and meet the flame propagation performance criteria of Test 1 or Test 2, as appropriate of NFPA 701 or exhibit a maximum rate of heat release of 100kW when tested in accordance with NFPA 289, using the 20 kW ignition source. Reports of test results shall be prepared in accordance with the test method used NFPA 701 and furnished to the *fire code official* upon request.

807.5 Occupancy-based requirements. In occupancies, combustible decorative materials not complying with Section 807.3 shall comply with Sections 807.5.1 through 807.5.7.

807.5.1 General. The following requirements shall apply to all occupancies:

1. ~~Furnishings or decorative materials of an explosive or highly flammable character shall not be used.~~
2. ~~Fire-retardant coatings in existing buildings shall be maintained so as to retain the effectiveness of the treatment under service conditions encountered in actual use.~~
3. ~~Furnishings or other objects shall not be placed to obstruct exits, access thereto, egress there from or visibility thereof.~~

807.5.1-807.5.2 Group A. In Group A occupancies, the requirements in Sections 807.5.2.1 through 807.5.2.4 shall apply to occupancies in Group A.

807.5.1.1-807.5.2.1 Foam plastics. Exposed foam plastic materials and unprotected materials containing foam plastic used for decorative purposes or stage scenery or exhibit booths shall have a maximum heat release rate of 100 kW when tested in accordance with UL 1975, or when tested in accordance with NFPA 289 using the 20 kW ignition source.

Exceptions:

1. Individual foam plastic items or items containing foam plastic where the foam plastic does not exceed 1 pound (0.45 kg) in weight.
2. Cellular or foam plastic shall be allowed for trim in accordance with Section 804.2.

807.5.1.2-807.5.2.2 Motion Picture Screens. The screens upon which motion pictures are projected in new and existing buildings shall either comply with Section 807.4 or shall comply with the requirements for a Class B interior finish in accordance with Section 803 of the *International Building Code*.

807.5.1.3-807.5.2.3 Wood use in places of religious worship. In places of religious worship, wood used for ornamental purposes, trusses, paneling or chancel furnishing shall not be limited.

807.5.1.4-807.5.2.4 (IBC [F] 806.4) Pyroxylin plastic. Imitation leather or other material consisting of or coated with a pyroxylin or similarly hazardous base shall not be used.

807.5.2-807.5.3 Group E. Group E occupancies, shall comply with Sections the requirements in Sections 807.5.3.1 through 807.5.3.3

807.5.2.1-807.5.3.1 Storage in corridors and lobbies. Clothing and personal effects shall not be stored in *corridors* and lobbies.

Exceptions:

1. *Corridors* protected by an *approved automatic sprinkler system* installed in accordance with Section 903.3.1.1.
2. *Corridors* protected by an *approved* fire alarm system installed in accordance with Section 907.
3. Storage in metal lockers, provided the minimum required egress width is maintained.

807.5.2.2-807.5.3.2 Artwork in corridors. Artwork and teaching materials shall be limited on the walls of *corridors* to not more than 20 percent of the wall area.

807.5.2.3-807.5.3.3 Artwork in classrooms. Artwork and teaching materials shall be limited on walls of classrooms to not more than 50 percent of the specific wall area to which they are attached.

807.5.3-807.5.4 Group I-4, day care facilities. Group I-4 occupancies shall comply with, the requirements in Sections 807.5.4.1 through 807.5.4.2 .

807.5.3.1-807.5.4.4 Storage in corridors and lobbies. Clothing and personal effects shall not be stored in corridors and lobbies.

Exceptions:

1. Corridors protected by an *approved automatic sprinkler system* installed in accordance with Section 903.3.1.1.
2. Corridors protected by an *approved fire alarm system* installed in accordance with Section 907.
3. Storage in metal lockers, provided the minimum required egress width is maintained.

807.5.3.2-807.5.4.2 Artwork in corridors. Artwork and teaching materials shall be limited on the walls of corridors to not more than 20 percent of the wall area.

807.5.3.3-807.5.4.3 Artwork in classrooms. Artwork and teaching materials shall be limited on walls of classrooms to not more than 50 percent of the specific wall area to which they are attached.

807.5.4-807.5.5 Dormitories in Group R-2. In Group R-2 dormitories, within sleeping units and dwelling units, the combustible decorative materials, shall be of limited quantities such that a hazard of fire development or spread is not present. (*relocated and revised from Section 807.1, exception 2*)

807.5.5-807.5.6 Groups I-1 and I-2. In Groups I-1 and I-2 occupancies, combustible *decorative materials* shall be of such limited quantities that a hazard of fire development or spread is not present. (*relocated from Section 807.1*)

807.5.6-807.5.7 Group I-3. In Group I-3, combustible *decorative materials* are prohibited. (*relocated from Section 807.1*)

Committee Reason: This proposal was seen as a good clarification and organization of the requirements in Section 807. A modification was presented that combined elements from F110-13 and made some additional adjustments to clarify the proposal. Section 807.2 in the modification was relocated from the proposed location 807.5.1. Section 807.2 was relocated into item 4 in the new section 807.2. Other revisions related to the appropriate application of NFPA 701 and the addition of NFPA 289 as a viable test for decorative materials.

Assembly Action: **None**

F110-13

Committee Action: **Disapproved**

Committee Reason: The proposal was disapproved based upon the action taken on F109-13 and based upon the request of the proponent.

Assembly Action: **None**

F111-13

Committee Action: **Disapproved**

Committee Reason: The wording in Section 807.4.5.1 appeared awkward and was in need of revision as to how the term combustible material related to the section. In addition, the titles for the newly introduced sections addressing Group I-1 and I-2 occupancies needed more work. Specifically the use of the term "unit" on its own was confusing. Also the proposal needs to be coordinated with F109-13.

Assembly Action: **None**

F112-13

The following is an errata that was not posted to the ICC website.

The bolded current text was not printed with the original proposal:

808.2 Waste containers with a capacity of 20 gallons or more in Group R-2 college and university dormitories. Waste containers, including their lids, located in Group R-2 college and university dormitories, and with a capacity of 20 gallons (75.7 L) or more, shall be constructed of noncombustible materials or of materials that meet a peak rate of heat release not exceeding 300 kW/m² when tested in accordance with ASTM E 1354 at an incident heat flux of 50 kW/m² in the horizontal orientation. Metal wastebaskets and other metal waste containers with a capacity of 20 gallons (75.7 L) or more shall be listed in accordance with UL 1315 or approved in accordance with FM 6921 and shall be provided with a noncombustible lid. Portable containers exceeding 32 gallons (121 L) shall be stored in an area classified as a waste and linen collection room constructed in accordance **with Table 509 of the *International Building Code*.**

(Portions of proposal not shown remain unchanged)

For staff analysis of the content of FM 6050-96, FM 6051 and 6052-76 and FM 6921-04 relative to CP#28, Section 3.6, please visit: <http://www.iccsafe.org/cs/codes/Documents/2012-2014Cycle/Proposed-B/ProposedStandards.pdf>

Committee Action: **Disapproved**

Committee Reason: The proposal was not ready for implementation. One particular concern was that Section 5705.2.4 addresses heated liquids, which is outside the scope of the proposed referenced standard UL1313. Also there was confusion with the term "approved" as it is used differently within the proposal than as defined in Section 202. There was also concern that materials other than metal were being addressed in a section only dealing with metal containers.

Assembly Action: **None**

F113-13

Committee Action: **Approved as Submitted**

Committee Reason: This proposal better coordinates Section 901.2 of the IBC and will further clarify that such system installations are considered required if used as a tradeoff .

Assembly Action: **None**

F114-13

Committee Action: **Disapproved**

Committee Reason: This proposal was disapproved as it was felt to be more of a building code and plan review issue. Also, the wording of the proposal was confusing.

Assembly Action: **None**

F115-13

Committee Action: **Approved as Submitted**

Committee Reason: This proposal clarifies that this section does not require a pump room or sprinkler riser room but instead simply provides size requirements where such rooms are required. This was felt to be a good clarification.

Assembly Action: **None**

F116-13

Committee Action: **Disapproved**

Committee Reason: The testing and inspection requirements were unclear as no guidance in the way of standards were provided. In addition the 30 day limitation was not justified and some on the committee felt that any building that has been vacant for any time period should be addressed.

Assembly Action: **None**

F117-13

Committee Action: **Disapproved**

Committee Reason: The committee agreed that this section needed revising to clarify the extent of sprinklers on the story where the Group A occupancy was located but this proposal did not add the necessary clarification. Part of the concern related to the use of the term "floor" versus "story."

Assembly Action: **None**

F118-13

Committee Action:

Approved as Submitted

Committee Reason: The committee agreed that all levels of exit discharge serving the Group A occupancy should be addressed in Section 903.2.1. The current language only required sprinklers be installed to the nearest level of exit discharge.

Assembly Action:

None

F119-13

Committee Action:

Disapproved

Committee Reason: The terminology "when separate fire areas share exit or exit access components" was confusing. More specifically it was unclear what occupancies were sharing with the Group A occupancy. Second, concerns were raised with the deletion of the specific requirement for multi-theater complexes.

Assembly Action:

None

F120-13

Committee Action:

Approved as Modified

Modify the proposal as follows:

903.2.1 Group A. An automatic sprinkler system shall be provided throughout buildings and portions thereof used as Group A occupancies as provided in this section. For Group A-1, A-2, A-3 and A-4 occupancies, the automatic sprinkler system shall be provided throughout the floor where the fire area containing the Group A-1, A-2, A-3 or A-4 occupancy is located, and throughout all floors of the building ~~from above or below~~ the Group A occupancy to, and including, the nearest level of exit discharge serving the Group A occupancy. For Group A-5 occupancies, the automatic sprinkler system shall be provided in the spaces indicated in Section 903.2.1.5.

903.2.1.1 Group A-1. An automatic sprinkler system shall be provided for fire areas containing Group A-1 occupancies and intervening floors of the building ~~that impact the egress pathways~~ where one of the following conditions exists:

1. The fire area exceeds 12,000 square feet (1115 m²).
2. The fire area has an occupant load of 300 or more.
3. The fire area is located on a floor other than a level of exit discharge serving such occupancies.
4. The fire area contains a multi-theater complex.

903.2.1.2 Group A-2. An automatic sprinkler system shall be provided for fire areas containing Group A-2 occupancies and intervening floors of the building ~~that impact the egress pathways~~ where one of the following conditions exists:

1. The fire area exceeds 5,000 square feet (464 m²).
2. The fire area has an occupant load of 100 or more.
3. The fire area is located on a floor other than a level of exit discharge serving such occupancies.

903.2.1.3 Group A-3. An automatic sprinkler system shall be provided for fire areas containing Group A-3 occupancies and intervening floors of the building ~~that impact the egress pathways~~ where one of the following conditions exists:

1. The fire area exceeds 12,000 square feet (1115 m²).
2. The fire area has an occupant load of 300 or more.
3. The fire area is located on a floor other than a level of exit discharge serving such occupancies.

903.2.1.4 Group A-4. An automatic sprinkler system shall be provided for fire areas containing Group A-4 occupancies and intervening floors of the building ~~that impact the egress pathways~~ where one of the following conditions exists:

1. The fire area exceeds 12,000 square feet (1115 m²).
2. The fire area has an occupant load of 300 or more.
3. The fire area is located on a floor other than a level of exit discharge serving such occupancies.

903.2.1.5 Group A-5. An automatic sprinkler system shall be provided for Group A-5 occupancies in the following areas: concession stands, retail areas, press boxes and other accessory use areas in excess of 1,000 square feet (93 m²).

Committee Reason: The committee felt that this proposal better clarified the application of 903.2.1 than

proposal F117-13. Several modifications were made to further clarify the application of the proposal. The first removes “above or below” and restores the term “from.” This will address above or below grade situations as necessary. The next modification removes the language “that impact the egress pathways” as the language was felt difficult to enforce.

Assembly Action: **None**

F121-13

Committee Action: **Disapproved**

Committee Reason: The issue that the proponent is trying to address regarding extent of sprinkler requirements for a change of occupancy is appropriate but the approach does not provide the solution. There is extensive referencing back to chapter 11 which was confusing. In addition there were concerns with the affect on certain occupancies such as ambulatory care facilities.

Assembly Action: **None**

F122-13

Committee Action: **Disapproved**

Committee Reason: The approach provided in F124-12 was preferred over this proposal. It should be noted that there was some concern that the proposal was overly restrictive.

Assembly Action: **None**

F123-13

Committee Action: **Disapproved**

Committee Reason: The proposal provided an exception that was too broad in its application. If pools are the concern they should be dealt with more specifically within the exception.

Assembly Action: **None**

F124-13

Committee Action: **Approved as Modified**

Modify proposal as follows:

903.2.1.6 (IBC [F] 903.2.1.6) Assembly use occupancy on roofs. Where an occupied roof has an assembly use occupancy with an occupant load exceeding 100, all floors between the occupied roof and the level of exit discharge shall be equipped with an automatic sprinkler system in accordance with Section 903.3.1.1 or 903.3.1.2.

Committee Reason: Requiring an automatic sprinkler system within a building where a group A occupancy is located on the roof was felt to be a necessary lifesafety requirement. This is consistent with the requirements in Section 903.2.1 that protect the occupants from hazards they may need to egress through. The occupants of the Group A occupancy, whether within the building or on the roof, are unaware of the hazards in the building and need to evacuate through the building. There was some concern that this proposal along with F122-13 were overly restrictive. Sprinklers would be required when the occupant load of the Group A occupancy exceeds 100. The modification revises the term “use” to “occupancy” to be consistent with the use of the terms in the I-Codes.

Assembly Action: **None**

F125-13

Committee Action: **Disapproved**

Committee Reason: The proposal to add sprinklers for Group B occupancies more than 3 stories above grade plane was seen as overly restrictive. Section 903.2.11.3 already requires buildings with floor levels with an occupant load of 30 or more that are located 55 feet or more above the lowest level of fire department vehicle access to have an automatic sprinkler system. This was felt to be an adequate requirement. Also, loss data to support this requirement were not presented.

Assembly Action: **None**

F126-13

Committee Action:

Disapproved

Committee Reason: The justification to remove the requirements for sprinklers where upholstered furniture is manufactured, stored and displayed was not seen as adequate. It was noted that although the building in Charleston should have been sprinklered previous to these requirements being implemented into the IFC that the current requirements were still necessary. The hazard of upholstered furniture was equated to being similar to that of hazardous materials. One concern raised regarding the current requirements was an example of a smaller store just over 5000 square feet that displays one or two upholstered chairs.

Assembly Action:

None

F127-13

The code change is contained in the [Updates to the 2013 Proposed Changes](http://www.iccsafe.org/cs/codes/Documents/2012-2014Cycle/Proposed-B/00-CompleteGroupB-MonographUpdates.pdf) posted on the ICC website. Please go to <http://www.iccsafe.org/cs/codes/Documents/2012-2014Cycle/Proposed-B/00-CompleteGroupB-MonographUpdates.pdf> for more information."

Committee Action:

Disapproved

Committee Reason: The proposal was disapproved based upon the proponent's request. This request by the proponent was related to the need to correlate with F285-13.

Assembly Action:

None

F128-13

Committee Action:

Approved as Submitted

Committee Reason: The proposal provides a more appropriate term to clarify what is considered "commercial." The term "Commercial Motor Vehicle" is also defined by the proposal. This will clarify the application of Sections 903.2.9 and 903.2.9.1.

Assembly Action:

None

F129-13

Committee Action:

Disapproved

Committee Reason: The proposal was disapproved as there was not sufficient technical justification for the addition of a minimum opening size. In addition historically a typical code compliant door was seen as sufficient. It is possible with this requirement that a code compliant door would not meet this opening size requirement.

Assembly Action:

None

F130-13

Committee Action:

Disapproved

Committee Reason: The proposal was disapproved as Section 903.2.11.1.3 is focused more upon obstructions than on exit access travel distance. An additional concern was noted with the removal of "water from hose streams" as that phrase is seen as key to the intent of the section. Section 903.2.11.1.3 needs to remain more general to address the many variations in possible configurations that may be encountered.

Assembly Action:

None

F131-13

Committee Action:

Approved as Modified

Modify the proposal as follows:

903.2.11.3 (IBC [F] 903.2.11.3) Buildings 55 feet or more in height. An automatic sprinkler system in accordance with Section 903.3.1.4 shall be installed throughout buildings that have one or more stories with a

floor level having an occupant load of 30 or more that is located 55 feet (16 764 mm) or more above the lowest level of fire department vehicle access, measured to the finished floor.

Exceptions:

1. Airport control towers.
2. Open parking structures.
3. Occupancies in Group F-2.

Committee Reason: This proposal was approved as it helps to clarify how the height of the building is to be measured to determine whether a sprinkler system is required and through the modification the specific requirement for a NFPA 13 system was removed. There are likely very few situations that an NFPA 13R system would be applicable and the justification to restrict the type of sprinkler systems to NFPA 13 was not provided. The modification further clarifies that the measurement is taken to the finished floor level and not to the ceiling of the story.

Assembly Action:

None

F132-13

Committee Action: **Approved as Submitted**

Committee Reason: This proposal correlates revisions made in Group A for air traffic control towers. The deletion of the exception for air traffic control towers from the sprinkler requirement was necessary as they would be required to be sprinklered in Chapter 4 of the IBC.

Assembly Action:

None

F133-13

Committee Action: **Approved as Modified**

Modify the proposal as follows:

903.3.1.1 (IBC [F] 903.3.1.1) NFPA 13 sprinkler systems. Where the provisions of this code require that a building or portion thereof be equipped throughout with an automatic sprinkler system in accordance with this section, sprinklers shall be installed throughout in accordance with NFPA 13 except as provided in Sections 903.3.1.1.1 and 903.3.1.1.2.

903.3.1.1.2 (IBC [F] 903.3.1.1.2) Bathrooms. In Group R occupancies, other than Group R-4 occupancies ~~Group R residential care facilities~~, sprinklers shall not be required in bathrooms that do not exceed 55 square feet in area and are located within individual dwelling units or sleeping units, provided that walls and ceilings, including the walls and ceilings behind any shower enclosure or tub, are of noncombustible or limited-combustible materials with a 15-minute thermal barrier rating.

Committee Reason: The exception for bathrooms has been deleted in the 2013 edition of NFPA 13 with no technical justification. Therefore, to retain this exception for use with the IFC and IBC it is necessary to add a new section 903.3.1.1.2. In addition it was a concern that this particular allowance should be within the IBC and IFC as often the architects miss the 15 minute thermal barrier requirement that NFPA 13 requires. The modification simply replaces "Group R residential care facility" with the proper I-Code occupancy terminology Group R-4.

Assembly Action:

None

F134-13

Committee Action: **Approved as Modified**

Modify proposal as follows:

903.3.1.2 (IBC [F] 903.3.1.2) NFPA 13R sprinkler systems. *Automatic sprinkler systems* in Group R occupancies up to and including four stories ~~and 60 feet in height above grade plane in buildings not exceeding 60 feet in height above grade plane~~ shall be permitted to be installed throughout in accordance with NFPA 13R.

Committee Reason: The proposal correlates the limitations on height of the installation of a NFPA 13R sprinkler system with the scope of NFPA 13R. The modification corrects the proposed language to more closely correlate with NFPA 13R. More specifically, as originally written it appeared as if the limitation of 4 stories was related to grade plane but only the building height in feet is intended to relate to grade plane.

Assembly Action:

None

F135-13

Committee Action:

Approved as Modified

Modify proposal as follows:

903.3.1.2 (IBC [F] 903.3.1.2) NFPA 13R sprinkler systems. Automatic sprinkler systems in Group R occupancies up to and including four stories in height ~~above grade plane~~ shall be permitted to be installed throughout in accordance with NFPA 13R.

Exception: The number of stories of Group R occupancies constructed in accordance with Section 510.2 and 510.4 of the International Building Code shall be measured from the horizontal assembly creating separate buildings.

Committee Reason: This proposal was approved as it addresses the scenario where NFPA 13R systems are desired to be installed on residential buildings using the podium building allowance in Section 510.2 and 510.4 of the IBC. The modification clarifies that the number of stories in height is not related to grade plane. In addition the exception was revised to be part of the main section as the provisions of the exception are merely clarification of the application of the provisions in Section 510.2 and 510.4. The committee made it clear that it was not their intention to override the action taken on F134-13.

Assembly Action:

None

F136-13

Committee Action:

Approved as Submitted

Committee Reason: The revision was necessary as both dwelling units and sleeping units should be provided with sprinkler protection on exterior balconies, decks and ground floor patios when a NFPA 13R system is installed.

Assembly Action:

None

F137-13

Committee Action:

Approved as Submitted

Committee Reason: The proposal was approved to correlate with the revisions made in Group A through code change E153-12. The retroactive sprinkler requirement found in Chapter 11 exception 4 was felt to be overly restrictive and therefore was appropriate to delete.

Assembly Action:

None

F138-13

Committee Action:

Approved as Submitted

Committee Reason: This proposal was approved as it is more reasonable to allow limited area sprinkler systems for 6 sprinklers versus 20. There was some concern that now that there are more controls associated with such systems that the number should be revised back to 20.

Assembly Action:

None

F139-13

Committee Action:

Approved as Submitted

Committee Reason: The secondary water supply requirements are very specific to high rise buildings and are more appropriately located within Section 403.3 of the IBC.

Assembly Action:

None

F140-13

Committee Action:

Approved as Submitted

Committee Reason: The cross reference to Section 912 for fire department connections (FDC) was a more comprehensive reference than the current text that simply states that the FDCs be approved by the fire code official.

Assembly Action:

None

F141-13

Committee Action:

Approved as Submitted

Committee Reason: The proposal was approved as it places the details about fire department connections for both sprinklers and standpipes in a more appropriate location. Section 912 focuses upon the details of fire department connections.

Assembly Action:

None

F142-13

Committee Action:

Disapproved

Committee Reason: The provisions were not felt to be necessary and should be more appropriately dealt with in NFPA 13 or NFPA 72. In addition, a better location for such devices was suggested above the fire department connection. Also if the concern is upon the audible signal then the focus should be on addressing that issue versus mandating locations and requiring visual notification.

Assembly Action:

None

F143-13

Committee Action:

Disapproved

Committee Reason: The proposal was disapproved based upon the fact that it would remove the ability of the fire code official to restrict the use of such systems for trade-offs and would be a blanket allowance for tradeoffs. In addition there seemed to be concerns with the reliability of systems, possible debris within piping, types of systems and how they will be applicable to a building that has various hazards. Generally, there was a concern that water mist systems should not have the same tradeoffs provided as sprinkler systems. Finally, the exception would be more appropriately written as part of the main code text as it is a compliance option.

Assembly Action:

None

F144-13

For staff analysis of the content of NFPA 750- 14 relative to CP#28, Section 3.6, please visit:
<http://www.iccsafe.org/cs/codes/Documents/2012-2014Cycle/Proposed-B/ProposedStandards.pdf>

Committee Action:

Approved as Submitted

Committee Reason: The proposal was approved as it was felt that water mist systems need to be officially recognized by the IFC and IBC. This was felt to be a good first step for such systems. It was suggested that perhaps water mist systems should be located outside Section 904 within their own section.

Assembly Action:

None

F145-13

Committee Action:

Disapproved

Committee Reason: The concept of including residential range top extinguishing units in Section 904 of the IFC was acceptable but the proposed location and language would be very broad in its application. The proposal states "occupancies regulated by this code" which was too broad and would be difficult to enforce.

Assembly Action:

None

F146-13

Committee Action:

Approved as Submitted

Committee Reason: This proposal similar to F145-13 adds UL300A to the IFC and IBC but is more specific to the application to nursing homes. This correlates with actions taken in Group A that allow these domestic cooking settings within nursing homes.

Assembly Action:

None

F147-13

For staff analysis of the content of NFPA 750- 14 relative to CP#28, Section 3.6, please visit:
<http://www.iccsafe.org/cs/codes/Documents/2012-2014Cycle/Proposed-B/ProposedStandards.pdf>

Committee Action:

Disapproved

Committee Reason: The proposal was disapproved based upon the action on F144-13 and the proponent's request.

Assembly Action:

None

F148-13

Committee Action:

Approved as Submitted

Committee Reason: The proposal was approved as it will require the appropriate placement of hose connections including the floor level at grade. Note that there were some concerns with terminology such as "for each floor level" that may be better addressed by language that addresses stories. However, it was noted that use of the term "story" may lose locations such as penthouses and mezzanines.

Assembly Action:

None

F149-13

Committee Action:

Disapproved

Committee Reason: The requirement for supervision and monitoring were felt better addressed by the maintenance requirements in NFPA 25. There was concern with how this would alert appropriate persons to a problem. The benefit to such equipment compared to the potential maintenance cost would be small. A

concern was noted that if the standpipes were not being maintained in accordance with NFPA 25 the equipment as proposed would also not be maintained.

Assembly Action:

None

F150-13

Committee Action:

Approved as Modified

Substitute the proposal as follows:

901.8.2 Removal of occupant use hose. The fire code official is authorized to permit the removal of existing 1 ½- inch (38 mm) hose lines where the following conditions exist:

1. The current fire and building codes do not require their placement and
2. The fire code official determines that the 1 ½ -inch (38 mm) hose line will not be utilized by the trained personnel or the fire department.

Committee Reason: The committee approved the proposal to address the concern that it is often necessary to remove occupant use hose but no authority is provided. However, the proposal as initially written took the authority away from the fire code official to determine. The proposed modification places that authority back but provides them with the necessary tool to allow the removal of hose lines that are not required and that will not be used by the building occupants.

Assembly Action: **None**

F151-13

Committee Action: **Disapproved**

Committee Reason: The committee felt that fire extinguishers are still the first line of defense in many situations and should not be removed in Group B occupancies. In fact many fires are never reported due to the fact that extinguishers are used before the fires grow very large. It was also noted that singling out only Group B occupancies was inappropriate. There was some concern raised that fire extinguishers should be a choice and not a requirement.

Assembly Action: **None**

F152-13

Committee Action: **Approved as Submitted**

Committee Reason: The proposal was approved as audibility is an issue that comes up during testing and providing that data within the shop drawings is necessary.

Assembly Action: **None**

F153-13

Committee Action: **Disapproved**

Committee Reason: The proposal was disapproved as Section 907.2 is very specific for new buildings and that should be reflected within the text of the Section.

Assembly Action: **None**

F154-13

Committee Action: **Disapproved**

Committee Reason: The wording was considered confusing as to how it relates the automatic sprinkler requirements to the fire alarm requirements. Also, without further revision the existing exception would be difficult to apply.

Assembly Action: **None**

F155-13

Committee Action: **Disapproved**

Committee Reason: The committee agreed with the concern but the wording and how it is accomplished does not work. F119-13 used similar language and the proposal was disapproved due to concerns with what other occupancies or areas are sharing the exit or exit access.

Assembly Action: **None**

F156-13

Committee Action:

Disapproved

Committee Reason: The proposal is more closely related to Mass notification as addressed in NFPA 72 and not fire. The wording in the proposal is overly complex and there was concern that fire responders are likely not going to review a risk analysis to determine when the pre-recorded voice announcement is required to be resumed.

Assembly Action:

None

F157-13

Committee Action:

Approved as Submitted

Committee Reason: This proposal was approved as it is consistent with the action taken on F158-13. This provides a method of making the change from 30 occupants to 50 occupants if F158-13 should fail in final action.

Assembly Action:

None

F158-13

Committee Action:

Approved as Submitted

Committee Reason: The proposal was felt to be a more reasonable approach for smaller schools. A manual fire alarm system for greater than 50 is reasonable while still maintaining the emergency voice communication system where the occupant load exceeds 100.

Assembly Action:

None

F159-13

Committee Action:

Disapproved

Committee Reason: The revision to 1000 occupants was seen as excessive. Although this comes from the assembly occupancy requirements for schools this number is too high. The benefits of emergency voice communication are too great to set the criteria this high.

Assembly Action:

None

F160-13

Committee Action:

Approved as Submitted

Committee Reason: The proposal was approved as the exceptions for audible and visible alarm notification were provided with necessary detail regarding care suites and critical care areas. This was also consistent with the federal CMS guidelines.

Assembly Action:

None

F161-13

Committee Action:

Approved as Submitted

Committee Reason: The clarification as to which portion of the section that the exception was applicable was seen as an improvement. In addition, the clarification as to what is considered a college or university building was necessary.

Assembly Action:

None

F162-13

The code change is contained in the [Updates to the 2013 Proposed Changes](#) posted on the ICC website. Please go to <http://www.iccsafe.org/cs/codes/Documents/2012-2014Cycle/Proposed-B/00-CompleteGroupB-MonographUpdates.pdf> for more information."

PART I – IFC

Committee Action: **Approved as Submitted**

Committee Reason: The provisions requiring the replacement of smoke alarms is needed within the IFC.

Assembly Action: **None**

PART II – IPMC

Committee Action: **Approved as Modified**

Modify proposal as follows:

IPMC [F] 704.5 Maintenance. Smoke alarms shall be tested and maintained in accordance with the manufacturer's instructions. Smoke alarms that no longer function shall be replaced. Smoke alarms installed in one and two family dwellings ~~Group R or I-1 occupancies~~ shall be replaced not more than 10 years from the date of manufacture marked on the unit, or if the date of manufacture cannot be determined.

Committee Reason: This proposal is consistent with the action taken on F162-13 Part I. The modification aligns the language with F162-13 Part I that focuses on one and two family dwellings.

Assembly Action: **None**

F163-13

Committee Action: **Approved as Modified**

Modify the proposal as follows:

907.2.11.2 (IBC [F] 907.2.11.2) Groups R-2, R-3, R-4 and I-1. Single or multiple-station smoke alarms shall be installed and maintained in Groups R-2, R-3, R-4 and I-1 regardless of *occupant load* at all of the following locations:

1. On the ceiling or wall outside of each separate sleeping area in the immediate vicinity of bedrooms.
2. In each room used for sleeping purposes.

907.2.11.5 (IBC [F] 907.2.11.5) Smoke detection system. Smoke detectors listed in accordance with UL 268 and provided as part of the building's fire alarm system shall be an acceptable alternative to single and multiple-station smoke alarms and shall comply with the following:

1. The fire alarm system shall comply with all applicable requirements in Section 907.
2. Activation of a smoke detector in a dwelling unit or sleeping unit shall initiate alarm notification in the dwelling unit or sleeping unit in accordance with Section 907.5.2.
3. Activation of a smoke detector in a dwelling unit or sleeping unit shall not ~~be required to~~ activate alarm notification appliances outside of the dwelling unit or sleeping unit, provided that a supervisory signal is generated and monitored in accordance with Section 907.6.5.

Committee Reason: The proposal was felt necessary to provide the option of using a smoke detection system as an alternative to single and multi-station smoke alarms. There was one concern that item 3 would allow

someone to design a system that would activate the alarm system throughout the building. The modification deletes this allowance by removing the terms "be required to."

Assembly Action: **None**

F164-13

Committee Action: Disapproved

Committee Reason: Monitoring of NFPA 13D systems was seen as excessive. Homeowners have the option for monitoring but should not be mandated.

Assembly Action: None

F165-13

PART I – IFC

Committee Action: Disapproved

Committee Reason: The committee felt that heat detection is not intended for lifesafety. Smoke detection and smoke alarms provide more appropriate lifesafety protection.

Assembly Action: None

PART II – IRC Building

Committee Action: Disapproved

Committee Reason: The committee disapproved this proposed code change to be consistent with prior actions by other committees on other parts of this proposal.

Assembly Action: None

F166-13

Committee Action: Disapproved

Committee Reason: The requirement for smoke detection in an electrical transformer room provided with sprinklers was not felt necessary. The current requirements in item 1 of Section 907.2.13.1.1 for non sprinklered spaces was felt to be adequate protection.

Assembly Action: None

F167-13

Committee Action: Approved as Submitted

Committee Reason: The proposal was approved as it was felt that the placement of smoke detectors as it relates to smoke control should be addressed through the design process in order for the system to operate properly.

Assembly Action: None

F168-13

Committee Action: Approved as Submitted

Committee Reason: The proposal was approved as it correlates with the revisions made in Group A for aircraft control towers.

Assembly Action: None

F169-13

Committee Action: **Disapproved**

Committee Reason: The proposal would create confusion on the application of the exceptions and possibly create a conflict. It was suggested that the proposal be reworded to deal with the potential conflict in the form of a public comment.

Assembly Action: **None**

F170-13

Committee Action: **Approved as Submitted**

Committee Reason: This proposal was approved as it coordinates the additional manual fire alarm box requirements more appropriately with travel distance for unsprinklered buildings. Sprinklered buildings are allowed increased travel distances that are not consistent with this section.

Assembly Action: **None**

F171-13

Committee Action: **Approved as Submitted**

Committee Reason: This proposal was approved as it coordinates with the accessibility requirements of the IBC and ADA.

Assembly Action: **None**

F172-13

Committee Action: **Disapproved**

Committee Reason: The proposal was disapproved as the language "throughout the unit" was not specific enough. It was noted that ADA has specific requirements as to how you deal with the space and the proposal should coordinate with those requirements. Concerns specifically related to bathrooms and closets as to how they are to be addressed.

Assembly Action: **None**

F173-13

Committee Action: **Approved as Submitted**

Committee Reason: Specifying both installation and monitoring was felt to be more reflective of the requirements within Section 907.6.

Assembly Action: **None**

F174-13

Committee Action: **Approved as Submitted**

Committee Reason: The proposal was approved as it is consistent with the abilities of new technology as it relates to fire alarms. In addition, it will help the first responders more quickly and effectively fight a fire.

Assembly Action: **None**

F175-13

Withdrawn by proponent

F176-13

Committee Action:

Approved as Submitted

Committee Reason: This allowance for alarm signal verification was felt to be a necessary tool for jurisdictions to manage risk in their community. The proposal is consistent with NFPA 72.

Assembly Action:

None

F177-13

Committee Action:

Disapproved

Committee Reason: The proposal was disapproved as it was felt to be onerous to non required systems. It was suggested a better method to solving this problem is through the collection of fines for nuisance alarms.

Assembly Action:

None

F178-13

Committee Action:

Approved as Modified

Modify proposal as follows:

907.8.6 Problematic systems. Where required by the fire code official, fire alarm systems that produce chronic unwanted or nuisance alarms shall be monitored with central station service in accordance with NFPA 72 requirements. A copy of the premises certificate, placard or other documentation issued by the organization that listed the central station, or the prime fire alarm system contractor, shall be provided to the fire code official.

Committee Reason: This proposal was preferred to F177-13 and requires central stations to monitor fire alarm systems with chronic unwanted or nuisance alarms. The requirement would involve the need for a maintenance contract. Generally this requirement encourages repair instead of mandating replacement. The cost associated with this requirement was not seen as excessive. The modification simply adds the term "premises" to denote the type of certificate required. There was still some concern as to what was considered "chronic" or "nuisance."

Assembly Action:

None

F179-13

Committee Action:

Disapproved

Committee Reason: The proposal was disapproved as it was unclear how such systems were to be tested. More information as to what provisions from standards such as NFPA 72 would be applicable was necessary. In general, it was not clear how these provisions would be enforced.

Assembly Action:

None

F180-13

Committee Action:

Approved as Submitted

Committee Reason: The proposal to move the CO requirements to a new independent section was approved as such systems are not considered "emergency alarms" as currently addressed in other provisions of Section 908.

Assembly Action:

None

F181-13

Withdrawn by proponent

F182-13

Committee Action: **Approved as Submitted**

Committee Reason: Nationally the issue of requiring CO in Group E occupancies is becoming a larger concern. States and local governments are starting to draft requirements and the committee felt that it was important that the issue be dealt with at the model code level. It was noted that this proposal needs to be coordinated with F360-13.

Assembly Action: **None**

F183-13

PART I – IFC

Committee Action: **Disapproved**

Committee Reason: The proposal was disapproved as the issue of power supply was dealt with by F360-13.

Assembly Action: **None**

PART II – IRC Building

Committee Action:

Committee Reason: The committee disapproved this proposed code change at the proponents request and to be consistent with prior committee action on Proposal RB160-13.

Assembly Action: **None**

F184-13

Committee Action: **Approved as Submitted**

Committee Reason: The proposal was approved as it was felt the duration of the smoke control system operation should be tied specifically to the egress time.

Assembly Action: **None**

F185-13

Committee Action: **Approved as Submitted**

Committee Reason: The interaction of various smoke control systems such as stair pressurization, hoistway pressurization and atrium smoke control need to be addressed to make sure the systems will perform as designed. It was noted that this particular problem is dealt with on a regular basis.

Assembly Action: **None**

F186-13

Committee Action: **Approved as Submitted**

Committee Reason: This proposal was a good clarification of the smoke barrier requirements as they relate to passive and pressurization type smoke control systems.

Assembly Action: **None**

F187-13

Committee Action:

Approved as Submitted

Committee Reason: The proposal was approved as it was simply a correlation with revisions made to Chapter 10 during the Group A code change cycle. It was noted that the language proposed in the exception could use additional clarification.

Assembly Action:

None

F188-13

Committee Action:

Approved as Modified

Substitute proposal as follows:

909.5.2 Opening protection. Openings in *smoke barriers* shall be protected by automatic-closing devices actuated by the required controls for the mechanical smoke control system. Door openings shall be protected by *fire door assemblies* complying with Section 716.5.3.

Exceptions:

1. Passive smoke control systems with automatic-closing devices actuated by spot-type smoke detectors *listed* for releasing service installed in accordance with Section 907.3.
2. Fixed openings between smoke zones that are protected utilizing the airflow method.
3. In Group I-2, where such doors are installed across corridors, a pair of opposite-swinging doors without a center mullion shall be installed having vision panels with fire protection-rated glazing materials in fire protection-rated frames, the area of which shall not exceed that tested. The doors shall be close-fitting within operational tolerances and shall not have undercuts, louvers or grilles. The doors shall have head and jamb stops, astragals or rabbets at meeting edges and shall be automatic-closing by smoke detection in accordance with Section 716.5.9.3. Positive-latching devices are not required.
4. In Group I-2 and ambulatory care facilities, where such doors are special purpose horizontal sliding, accordion, or folding door assemblies installed in accordance with Section 1008.1.4.3 and are automatic closing by smoke detection in accordance with Section 716.5.9.3 of the *International Building Code*.
45. Group I-3.
56. Openings between smoke zones with clear ceiling heights of 14 feet (4267 mm) or greater and bank-down capacity of greater than 20 minutes as determined by the design fire size.

Committee Reason: The proposal was revised through modification to only address the addition of a new exception 4. This eliminated conflict with F187-13. The new exception 4 addresses a new technology that had been added to the 2015 IBC during the Group A code change cycle. This proposal correlates with the 2015 IBC Section 1008.1.4.3.

Assembly Action:

None

F189-13

Committee Action:

Approved as Submitted

Committee Reason: The committee agreed with the proponent's reason statement that the code change provides needed correlation with the IBC.

Assembly Action:

None

F190-13

Committee Action:

Approved as Submitted

Committee Reason: This proposal reduces redundancy with NFPA 92 and will keep the requirements more consistent and current.

Assembly Action:

None

F191-13

Committee Action:

Disapproved

Committee Reason: This proposal was disapproved based upon a lack of justification for removal of the exception allowing flexible connections.

Assembly Action:

None

F192-13

Committee Action:

Approved as Submitted

Committee Reason: This proposal provides a viable option for the weekly preprogrammed test through semi-annual testing and more restrictive supervision requirements.

Assembly Action:

None

F193-13

Committee Action:

Disapproved

Committee Reason: There were legal concerns with this type of statement. In addition it is unclear whether this sentence of certification will have any benefit.

Assembly Action:

None

F194-13

Committee Action:

Approved as Submitted

Committee Reason: This proposal was approved as it will provide more consistency between the IBC and IFC. Currently the provisions are only located with the IBC. It was noted that perhaps these provisions could be located before the maintenance provisions in current IFC Section 909.20.

Assembly Action:

None

F195-13

For staff analysis of the content of FM4430 relative to CP#28, Section 3.6, please visit:
<http://www.iccsafe.org/cs/codes/Documents/2012-2014Cycle/Proposed-B/ProposedStandards.pdf>

Committee Action:

Approved as Modified

Modify proposal as follows:

SECTION 910 (IBC [F] 910) SMOKE AND HEAT REMOVAL

910.1 (IBC [F] 910.1) General. Where required by this code, smoke and heat vents or mechanical smoke removal systems shall conform to the requirements of this section.

910.2 (IBC [F] 910.2) Where required. Smoke and heat vents or a mechanical smoke removal system shall be installed as required by Sections 910.2.1 and 910.2.2. ~~In occupied portions of a building where the upper surface of the story is not a roof assembly, a mechanical smoke removal system in accordance with Section 910.4 shall be installed.~~

Exceptions:

1. Frozen food warehouses used solely for storage of Class I and II commodities where protected by an *approved automatic sprinkler system*.
2. Where areas of buildings are equipped with early suppression fast-response (ESFR) sprinklers, smoke and heat removal shall not be required within these areas.

910.2.1 (IBC [F] 910.2.1) Group F-1 or S-1. Smoke and heat vents installed in accordance with Section 910.3 or a mechanical smoke removal system installed in accordance with Section 910.4 shall be installed in buildings and portions thereof used as a Group F-1 or S-1 occupancy having more than 50,000 square feet (4645 m²) of undivided area. In occupied portions of a building equipped throughout with a sprinkler system in accordance with Section 903.3.1.1 where the upper surface of the story is not a roof assembly, a mechanical smoke removal system in accordance with Section 910.4 shall be installed.

Exception: Group S-1 aircraft repair hangars.

910.2.2 (IBC [F] 910.2.2) High-piled combustible storage. Smoke and heat removal required by Table 3206.2, for buildings and portions thereof containing high-piled combustible storage shall be installed in accordance with Section 910.3 in unsprinklered buildings. In buildings and portions thereof containing high-piled combustible storage equipped throughout with an automatic sprinkler system in accordance with Section 903.3.1.1 a smoke and heat removal system shall be installed in accordance with Section 910.3 or 910.4. In occupied portions of a building equipped throughout with a sprinkler system in accordance with Section 903.3.1.1 where the upper surface of the story is not a roof assembly, a mechanical smoke removal system in accordance with Section 910.4 shall be installed.

910.3 (IBC [F] 910.3) Smoke and heat vents. The design and installation of smoke and heat vents shall be in accordance with Sections 910.3.1 through 910.3.3.

910.3.1 (IBC [F] 910.3.1) Listing and labeling. Smoke and heat vents shall be *listed* and labeled to indicate compliance with UL 793 or FM 4430.

910.3.2 (IBC [F] 910.3.2) Smoke and heat vent locations. Smoke and heat vents shall be located 20 feet (6096 mm) or more from adjacent *lot lines* and *fire walls* and 10 feet (3048 mm) or more from *fire barriers*. Vents shall be uniformly located within the roof in the areas of the building where the vents are required to be installed by Section 910.2, with consideration given to roof pitch, draft curtain location, sprinkler location and structural members.

910.3.3 Smoke and heat vents area. The required aggregate area of smoke and heat vents shall be calculated as follows:

For buildings equipped throughout with an *automatic sprinkler system* in accordance with Section 903.3.1.1:

$$A_{VR} = V/9000 \text{ (Equation 9-4)}$$

Where:

A_{VR} = the required aggregate vent area (ft²)

V = volume (ft³) of the area that requires smoke removal

For unsprinklered buildings:

$$A_{VR} = A_{FA} / 50 \text{ (Equation 9-5)}$$

Where:

A_{VR} = the required aggregate vent area (ft²)

A_{FA} = the area of the floor of the area that requires smoke removal.

910.4 (IBC [F] 910.4) Mechanical smoke removal systems exhaust. Mechanical smoke removal systems exhaust shall be designed and installed in accordance with Sections 910.4.1 through 910.4.7.

910.4.1 Automatic sprinklers required. The building shall be equipped throughout with an approved automatic sprinkler system in accordance with Section 903.3.1.1.

910.4.2 (IBC [F] 910.4.2) Exhaust fan construction. Exhaust fans that are part of a mechanical smoke removal system shall be rated for operation at 10

910.4.3 (IBC [F] 910.4.3) System design criteria. The mechanical smoke removal system shall be sized to exhaust the building at a minimum rate of two air changes per hour based upon the volume of the building or portion thereof without contents. The capacity of each exhaust fan shall not exceed 30,000 cubic feet per minute.

910.4.3.1 Make-up air. Make-up air openings shall be provided within six feet (add metric) of the floor level. Operation of make-up air openings shall be manual or automatic. The minimum gross area of make-up air inlets shall be 8 ft² per 1000 cfm of smoke exhaust.

910.4.4 (IBC [F] 910.4.4) Activation. The mechanical smoke removal system shall be activated by manual controls only.

910.4.5 (IBC [F] 910.4.5) Manual control location. Manual controls shall be located so as to be accessible to

the fire service from an exterior door of the building and be protected against interior fire exposure by not less than 1-hour fire barriers constructed in accordance with Section 707 of the *International Building Code* or horizontal assemblies constructed in accordance with Section 712 of the *International Building Code*, or both.

910.4.6 (IBC [F] 910.4.6) Control wiring. Wiring for operation and control of mechanical smoke removal systems shall be connected ahead of the main disconnect in accordance with Section 701.12E of NFPA 70 and be protected against interior fire exposure to temperatures in excess of 1,000°F (538°C) for a period of not less than 15 minutes.

910.4.7 (IBC [F] 910.4.7) Controls. Where building air handling and mechanical smoke removal systems are combined or where independent building air-handling systems are provided, fans shall automatically shut down in accordance with the *International Mechanical Code*. The manual controls provided for the smoke removal system shall have the capability to override the automatic shutdown of fans that are part of the smoke removal system.

910.5 Maintenance. Smoke and heat vents and mechanical smoke removal exhaust systems shall be maintained in an operative condition in accordance with Section 910.5.1 or 910.5.2, respectively.

910.5.1 Smoke and heat vents. Smoke and heat vents shall be maintained in accordance with NFPA 204 and Section 910.5.1.1

910.5.1.1 Fusible links. Fusible links for smoke and heat vents shall be promptly replaced whenever fused, damaged or painted.

910.5.2 Mechanical smoke removal systems. Mechanical smoke removal systems shall be maintained in accordance with the equipment manufacturer's maintenance instructions and Sections 910.5.2.1 through 910.5.2.4.

910.5.2.1 Frequency. Systems shall be operationally tested not less than once per year. Testing shall include the operation of all system components including control elements.

910.5.2.2 Testing. Operational testing of the mechanical smoke removal system shall include all equipment such as fans, controls and make-up air openings.

910.5.2.3 Schedule. A routine maintenance and operational testing program shall be initiated and a written schedule for routine maintenance and operational testing shall be established.

910.5.2.4 Written record. A written record of mechanical smoke exhaust system testing and maintenance shall be maintained on the premises. The written record shall include the date of the maintenance, identification of the servicing personnel and notification of any unsatisfactory condition and the corrective action taken, including parts replaced.

**TABLE 901.6.1
FIRE PROTECTION SYSTEM MAINTENANCE STANDARDS**

SYSTEM	STANDARD
Portable fire extinguishers	NFPA 10
Carbon dioxide fire-extinguishing system	NFPA 12
Halon 1301 fire-extinguishing systems	NFPA 12A
Dry-chemical extinguishing systems	NFPA 17
Wet-chemical extinguishing systems	NFPA 17A
Water-based fire protection systems	NFPA 25
Fire alarm systems	NFPA 72
Smoke and heat vents	NFPA 204
Water-mist systems	NFPA 750
Clean-agent extinguishing systems	NFPA 2001

**TABLE 3206.2
GENERAL FIRE PROTECTION AND LIFE SAFETY REQUIREMENTS**

COMMODITY CLASS	SIZE OF HIGH-PILED STORAGE AREA ^a (square feet) (see Sections 3206.2 and 3206.4)	ALL STORAGE AREAS (See Sections 3206, 3207 and 3208) ^b				SOLID-PILED STORAGE, SHELF STORAGE AND PALLETIZED STORAGE (see Section 3207.3)		
		Automatic fire-extinguishing system (see Section 3206.4)	Fire detection system (see Section 3206.5)	Building access (see Section 3206.6)	Smoke and heat removal (see Section 3206.7)	Maximum pile dimension (feet)	Maximum permissible storage height ^d (feet)	Maximum pile volume (cubic feet)

(Portions of table not shown remain unchanged)

3206.7 Smoke and heat removal. Where smoke and heat removal is required by Table 3206.2, it shall be provided in accordance with Section 910.

Add new standard to Chapter 80 (IBC Chapter 35) as follows:

FM

4430-12 Approval Standard for Heat and Smoke Vents 910.3.1

Committee Reason: This proposal was felt to be a good compromise. This proposal still allows the use of smoke and heat vents and brings mechanical smoke removal to the same level as smoke and heat vents. Also it was felt that this proposal correlates with the change in the IBC that no longer allows increased travel distance for smoke and heat vents. Since the need for smoke removal in Section 910 is not related to occupant lifesafety but instead is focused upon fire fighting and property protection a compromise on a reliable source of power for mechanical systems was made. This proposal also clears up many conflicts and issues of concern related to smoke and heat vents. Allowances are provided for sprinklered buildings with regard to the area requiring venting. The modification relocates mechanical smoke removal for multi-story sprinklered buildings from the general 'where required' section to the two specific 'where required' sections to avoid the situation where those two 'where required' sections, if unchanged, could be interpreted to require gravity vents even though the general 'where required' section stated otherwise.

Assembly Action: **None**

F196-13

Committee Action: **Disapproved**

Committee Reason: There was concern that the technology was too new to be properly addressed within the code. In addition concerns and questions with regard to smoke and heat vent and the operation of the sprinklers were raised. There was particular concern with the terminology used and related testing. There was some concern for the need to provide specific data and reports for every installation.

Assembly Action: **None**

F197-13

Committee Action: **Disapproved**

Committee Reason: There was concern that draft curtain specifications should not be used for wall construction. In addition, the draft curtain requirements were being deleted by F195-13.

Assembly Action: **None**

F198-13

Committee Action: **Disapproved**

Committee Reason: The proposal was disapproved based upon the previous actions taken on F195-13 and F197-13.

Assembly Action: **None**

F199-13

Committee Action: **Approved as Submitted**

Committee Reason: The revisions to IFC Table 911.1 and IBC Table 414.5.1 clarify that Group H-5 fabrication areas are not applicable to the explosion venting requirements. This proposal was felt to be consistent industry practice and current construction.

Assembly Action: **None**

F200-13

Committee Action: Disapproved

Committee Reason: These provisions should not be mandatory instead the authority should be based upon the needs of the fire code official. It was noted that not all fire department connections have brass.

Assembly Action: None

F201-13

Committee Action: Disapproved

Committee Reason: The provisions for signage were seen as too prescriptive and would be limiting for jurisdictions that have their own methods of signage.

Assembly Action: None

F202-13

Committee Action: Disapproved

Committee Reason: The pressure does not need to be listed for automatic sprinkler system. The signage was seen as unnecessary.

Assembly Action: None

F203-13

Committee Action: Disapproved

Committee Reason: This requirement should be more appropriately addressed by NFPA 20 and not by Chapter 9 of the IFC. There was a question as to what is considered a "fuel line protective system." Also, no credit is given to buildings provided with an automatic sprinkler system.

Assembly Action: None

F204-13

For staff analysis of the content of UL 2196-2001 relative to CP#28, Section 3.6, please visit:
<http://www.iccsafe.org/cs/codes/Documents/2012-2014Cycle/Proposed-B/ProposedStandards.pdf>

Committee Action: Approved as Submitted

Committee Reason: This provides a direct reference to the standard that addresses cables used to provide survivability of circuits. This reference was felt necessary to avoid confusion as to what was required in accordance with NFPA 20 and NFPA 70.

Assembly Action: None

F205-13

Committee Action: Disapproved

Committee Reason: The primary concern with this proposal is that it would create a conflict with the IBC exit passageway requirements in Chapter 10. It was suggested that perhaps rated corridors may be a better approach to provide a protected path to fire pump rooms.

Assembly Action: None

F206-13

Committee Action:

Approved as Modified

Modify proposal as follows:

914.8.2 Fire suppression for new airport traffic control towers. Where an occupied floor is located more than 35 feet (10668 mm) above the lowest level of fire department vehicle access, new airport traffic control towers shall be equipped with an *automatic sprinkler system* in accordance with Section ~~903.3.1.1~~903.3.4.

914.8.3 Fire suppression for aircraft hangars Aircraft hangars shall be provided with a fire suppression system designed in accordance with NFPA 409, based upon the classification for the hangar given in Table 914.8.2.

Exception: When a fixed base operator has separate repair facilities on site, Group II hangars operated by a fixed base operator used for storage of transient aircraft only shall have a fire suppression system, but the system shall be exempt from foam requirements.

Committee Reason: This proposal simply correlates with the changes made to Chapter 4 of the IBC during Group A that now require sprinklers. The modification simply clarifies that the type of sprinkler system referenced is an NFPA 13 system.

Assembly Action:

None

F207-13

Committee Action:

Disapproved

Committee Reason: The disapproval was based on the committee's judgment that the change is not needed because the current text is sufficient.

Assembly Action:

None

F208-13

Committee Action:

Approved as Submitted

Committee Reason: The committee agreed with the proponent's reason statement that the code change provides a needed clarification of the text.

Assembly Action:

None

F209-13

Committee Action:

Approved as Submitted

Committee Reason: The committee agreed with the proponent's reason statement that the code change provides hospitals with practical, needed flexibility in managing essential equipment in corridors that is currently being successfully applied in many jurisdictions.

Assembly Action:

None

F210-13

Committee Action:

Disapproved

Committee Reason: The disapproval was based on the committee's judgment that, while the intent of the code change is good, the amount of testimony in opposition indicated that the proposal is more than just a simple correlation issue and needs additional work to revise other sections affected by the change. It was also felt that the reference to the IBC needs to be retained in the section.

Assembly Action:

None

F211-13

Committee Action:

Disapproved

Committee Reason: The disapproval was based on the committee's judgment that, while the intent of the code change is good, the amount of testimony in opposition indicated that the proposal needs additional work to revise other sections affected by the change. It was also felt that control over fire protection systems needs to remain in the IFC.

Assembly Action:

None

F212-13

PART I – IFC

Committee Action:

Disapproved

Committee Reason: The disapproval was based on the committee's concerns that the proposal needs to be well-correlated with code change EB26-13 which is related. It was also unclear as to why the exception should be limited to Group I-2 Condition 2 only when other occupancies would likely want to take advantage of it. The proposal also does not take into account alternative methods that may have been previously granted. Record keeping and documentation of reduced fire resistance ratings would be a major challenge as would trying to determine rating reductions by visual inspection.

Assembly Action:

None

PART II – IEBC

This code change was heard by the IEBC code development committee.

Committee Action:

Disapproved

Committee Reason: The committee disapproved this proposal in favor of the action taken on EB26-13 and by the request of the proponent.

Assembly Action:

None

F213-13

Committee Action:

Approved as Modified

Modify the proposal as follows:

1103.1.1 Historic Buildings. Facilities designated as *historic buildings* shall develop a fire protection plan in accordance with Chapter 10 and 11 of NFPA 914. The fire protection plans shall comply with the maintenance and availability provisions in Section 404.4 and 404.5.

(Portions of the proposal not shown remain unchanged.)

Committee Reason: The committee approved the code change based on the proponent's reason statement. The modification will allow the use of additional provisions of the standard to achieve compliance with Chapters 10 and 11 of the standard.

Assembly Action:

None

F214-13

Withdrawn by proponent

F215-13

Committee Action:

Approved as Modified

Modify the proposal as follows:

1103.3 Elevator operation. Existing elevators with a travel distance of 25 feet (7620 mm) or more above or below the main floor or other level of a building and intended to serve the needs of emergency personnel for fire-fighting or rescue purposes shall be provided with emergency operation in accordance with ASME A17.3.

Exceptions:

1. Buildings without occupied floors located more than 55 feet above or 25 feet below the lowest level of fire department vehicle access where protected at the elevator shaft openings with additional fire doors in accordance with Section 716.5 of the *International Building Code* and where all of the following conditions are met:
 - 1.1 The doors shall be provided with vision panels of approved fire-protection-rated glazing so located as to furnish clear vision of the approach to the elevator. Such glazing shall not exceed 100 square inches in area.
 - 1.2 The doors shall be held open but be automatic-closing by activation of a fire alarm initiating device installed in accordance with the requirements of NFPA 72 as for Phase I Emergency Recall Operation, and shall be located at each floor served by the elevator; in the associated elevator machine room, control space, or control room; and in the elevator hoistway, when sprinklers are located in those hoistways.
 - 1.3 The doors, when closed, shall have signs visible from the approach area stating: WHEN THESE DOORS ARE CLOSED OR IN FIRE EMERGENCY, DO NOT USE ELEVATOR. USE EXIT STAIRS.
2. Buildings without occupied floors located more than 55 feet above or 25 feet below the lowest level of fire department vehicle access when provided with automatic sprinkler systems installed in accordance with Section 903.3.1.1 or 903.3.1.2.
3. Freight elevators in buildings provided with both automatic sprinkler systems installed in accordance with Section 903.3.1.1 or 903.3.1.2 and at least one ASME 17.3 compliant elevator serving the same floors.

The provisions of this section shall not be construed to allow the Elimination of previously installed Phase I emergency recall or Phase II emergency in-car systems shall not be permitted.

Committee Reason: The committee agreed with the proponent's reason statement that the code change brings important exceptions into the code. The modification clarifies the issue of elevator travel distance.

Assembly Action:

None

F216-13

Committee Action: **Approved as Submitted**

Committee Reason: The committee approved the code change based on the proponent's reason statement.

Assembly Action:

None

F217-13

Committee Action: **Approved as Submitted**

Committee Reason: The committee approved the code change based on the proponent's reason statement and because it resolves conflict between the IBC and IFC.

Assembly Action:

None

F218-13

Committee Action: **Disapproved**

Committee Reason: The disapproval was based on the committee's concern that the exceptions in the proposal do not exactly mirror Section 404.6 of the IBC which it felt should be the minimum standard. The automatic sprinkler requirements are also not coordinated with regard to complete protection of the building or only protection in the Group I-2 fire area.

Assembly Action:

None

F219-13

Committee Action: Disapproved

Committee Reason: The disapproval was based on the committee's action on code change F218-13.

Assembly Action: None

F220-13

Committee Action: Approved as Submitted

Committee Reason: The committee agreed with the proponent that the code change reflects an important and needed coordination effort to correlate the IFC with Federal Center for Medicaid and Medicare Services (CMS) healthcare regulations with which all facilities must now comply and that it will eliminate costly conflicting requirements among different codes applicable to such facilities.

Assembly Action: None

F221-13

Committee Action: Disapproved

Committee Reason: The disapproval was based on the committee's action on code change F222-13.

Assembly Action: None

F222-13

Committee Action: Approved as Submitted

Committee Reason: The committee approved the code change based on the proponent's reason statement and because there is a fire history in Group A-2 occupancies. While the committee felt that the scope of sprinkler protection was adequately stated, it was suggested that the scope could be better defined in the public comment phase.

Assembly Action: None

F223-13

Withdrawn by proponent

F224-13

Withdrawn by proponent

F225-13

Committee Action: Approved as Modified

Modify the proposal as follows:

1103.5.3 Group I-2 Condition 2. In addition to the requirements of Section 1103.5.2, existing buildings of Group I-2 Condition 2 occupancy shall be equipped throughout with an approved automatic sprinkler system in accordance with Section 903.3.1.1. The automatic sprinkler system shall be installed as established by the adopting ordinance by [DATE TO BE INSERTED BY THE JURISDICTION].

Committee Reason: The committee approved the code change based on the proponent's reason statement. The modification is more in keeping with established code style for such provisions.

Assembly Action: None

Analysis: The following is shown for illustration purposes only and is not part of the code change or the modification. If this code change is successful, the sample adopting ordinance for the IFC that appears in the IFC preface pages will be revised in Section 2 to read as follows:

Section 2. That the following sections are hereby revised:

Section 101.1. Insert: **[NAME OF JURISDICTION]**

Section 109.4. Insert: **[OFFENSE, DOLLAR AMOUNT, NUMBER OF DAYS]**

Section 111.4. Insert: **[DOLLAR AMOUNT IN TWO LOCATIONS]**

Section 1103.5.3. Insert: **[DATE BY WHICH SPRINKLER SYSTEM MUST BE INSTALLED]**

(Portions of the ordinance not shown remain unchanged.)

F226-13

Committee Action:

Disapproved

Committee Reason: The disapproval was based on the committee's judgment that the cost-benefit analysis does not justify the code change. It was also felt that the exception would unreasonably limit the exit discharge to the defined areas of an "exit court" or "yard" and that the change could be financially onerous for small lodging operations. It was suggested that the proposal should be revised to increase the threshold to more than one story.

Assembly Action:

None

F227-13

Committee Action:

Approved as Modified

Modify the proposal as follows:

1103.7.2 Group I-1. An automatic ~~fire alarm~~ smoke-detection system shall be installed in existing Group I-1 facilities in accordance with Section 907.2.6.1.

Exceptions:

- ~~1. Manual fire alarm boxes in resident or patient sleeping areas shall not be required at exits if located at all nurses' control stations or other constantly attended staff locations, provided such stations are visible and continuously accessible and that travel distances required in Section 907.5.2 are not exceeded.~~
2. Where each sleeping room has a *means of egress* door opening directly to an exterior egress balcony that leads directly to the *exits* in accordance with Section 1019, and the building is not more than three stories in height.

Committee Reason: The committee approved the code change based on the proponent's reason statement. The modification returns the main text to the original to be consistent with the terminology in the sections both before and after this section. However, the reference to Section 907.2.6.1 is still only for a smoke detection system. The first exception is no longer needed as it is redundant with the exception already permitted in Section 907.2.6.

Assembly Action:

None

F228-13

Committee Action:

Approved as Submitted

Committee Reason: The committee agreed with the proponent that the code change will provide an increased level of life safety in an economical fashion for existing Group R-2 buildings.

Assembly Action:

None

F229-13

Committee Action:

Approved as Modified

Modify the proposal as follows:

1103.8.1 Where required. Existing Group I-1 and R occupancies shall be provided with single-station smoke alarms in accordance with Section 907.2.11 of the *International Building Code*, ~~except~~ as required in Sections 1103.8.2 or 1103.8.3.

Committee Reason: The committee agreed with the proponent that the code change provides a needed clarification of the text. The modification further clarifies that the two cited sections are requirements rather than exceptions.

Assembly Action:

None

F230-13

Committee Action:

Approved as Submitted

Committee Reason: The committee agreed with the proponent that the code change provides correlation with IFC Chapter 53.

Assembly Action:

None

F231-13

Committee Action:

Approved as Submitted

Committee Reason: The committee agreed with the proponent that the code change provides correlation with IBC elevator provisions.

Assembly Action:

None

F232-13

Committee Action:

Approved as Submitted

Committee Reason: The committee agreed with the proponent that the code change provides clarification of what the power supply is being provided for.

Assembly Action:

None

F233-13

Committee Action:

Approved as Modified

Modify the proposal as follows:

1104.7 Size of doors. The minimum width of each door opening shall be sufficient for the *occupant load* thereof and shall provide a clear width of not less than 28 inches (711 mm). Where this section requires a minimum clear width of 28 inches (711 mm) and a door opening includes two door leaves without a mullion, one leaf shall provide a clear opening width of 28 inches (711 mm). In ambulatory care facilities, doors serving as means of egress from patient treatment rooms or patient sleeping rooms shall provide a clear width of not less than 32 inches (813 mm). In Group I-2, ~~means of egress doors serving as means of egress and where~~ used for the movement of beds shall provide a clear width not less than 41.5 inches (1054 mm). The maximum width of a swinging door leaf shall be 48 inches (1219 mm) nominal. The height of doors openings shall not be less than 80 inches (2032 mm).

Exceptions:

1. The minimum and maximum width shall not apply to door openings that are not part of the required *means of egress* in occupancies in Groups R-2 and R-3.
2. Door openings to storage closets less than 10 square feet (0.93 m²) in area shall not be limited by the minimum width.
3. Width of door leaves in revolving doors that comply with Section 1008.1.4.1 shall not be limited.

4. Door openings within a *dwelling unit* shall not be less than 78 inches (1981 mm) in height.
5. Exterior door openings in *dwelling units*, other than the required *exit* door, shall not be less than 76 inches (1930 mm) in height.
6. *Exit access* doors serving a room not larger than 70 square feet (6.5 m²) shall be not less than 24 inches (610 mm) in door width.
7. Door closers and door stops shall be permitted to be 78 inches (1980 mm) minimum above the door floor.

Committee Reason: The committee agreed with the proponent that the code change provides needed correlation with the IBC and ADAAG. The modification provides clarification of exactly which doors are being referred to and also corrects a typographical error.

Assembly Action: **None**

F234-13

Committee Action: **Approved as Modified**

Modify the proposal as follows:

1104.8 Opening force for doors. The opening force for interior side-swinging doors without closers shall not exceed a 5 pound (22 N) force. ~~These~~ The opening forces do not apply to the force required to retract latch bolts or disengage other devices that hold the door in a closed position. For other side-swinging, sliding and folding doors, the door latch shall release when subjected to a force of not more than 15 pounds (66 N). The door shall be set in motion when subjected to a force not exceeding 30 pounds (133 N). The door shall swing to a full-open position when subjected to a force of not more than 50 pounds (222 N). Forces shall be applied to the latch side.

Committee Reason: The committee agreed with the proponent's reason statement that the code change provides correlation with the IBC. The modification clarifies the intent of the text.

Assembly Action: **None**

F235-13

Committee Action: **Approved as Modified**

Modify the proposal as follows:

1104.22 Minimum aisle width. The minimum clear width of *aisles* shall be:

1. Forty-two inches (1067 mm) for ~~stepped aisles~~ aisle stairs having seating on each side.

Exception: Thirty-six inches (914 mm) where the *aisle* serves less than 50 seats.

2. Thirty-six inches (914 mm) for stepped *aisles* having seating on only one side.

Exceptions:

1. Thirty inches (760 mm) for catchment areas serving not more than 60 seats.
2. Twenty-three inches (584 mm) between a stepped aisle *handrail* and seating where an *aisle* does not serve more than five rows on one side.

3. Twenty inches (508 mm) between a stepped *aisle* handrail or guard and seating when the *aisle* is subdivided by the *handrail*.
4. Forty-two inches (1067 mm) for level or ramped *aisles* having seating on both sides.

Exception: Thirty-six inches (914 mm) where the *aisle* serves less than 50 seats.

5. Thirty-six inches (914 mm) for level or ramped *aisles* having seating on only one side.

Exception: Thirty inches (760 mm) for catchment areas serving not more than 60 seats.

Committee Reason: The committee agreed with the proponent that the code change and the modification provide correlation with the IBC.

Assembly Action: **None**

F236-13

Committee Action:

Approved as Submitted

Committee Reason: The committee agreed with the proponent that the code change reflects an important and needed coordination effort to correlate the IFC with the IBC and Federal CMS healthcare regulations with which all facilities must now comply and that it will eliminate costly conflicting requirements among different codes applicable to such facilities.

Assembly Action:

None

F237-13

Committee Action:

Approved as Submitted

Committee Reason: The committee agreed with the proponent that the code change reflects an important and needed coordination effort to correlate the IFC with the IBC and Federal Center for Medicaid and Medicare Services (CMS) healthcare regulations with which all facilities must now comply and that it will eliminate costly conflicting requirements among different codes applicable to such facilities.

Assembly Action:

None

F238-13

Committee Action:

Approved as Submitted

Committee Reason: The committee agreed with the proponent that the code change reflects an important and needed coordination effort to correlate the IFC with Federal Center for Medicaid and Medicare Services (CMS) healthcare regulations with which all facilities must now comply and that it will eliminate costly conflicting requirements among different codes applicable to such facilities. The committee did express concern that the table could be problematic for existing 5 story Type IIA construction hospitals and also noted that the use of the term "floor level" rather than "story" in the table could cause confusion.

Assembly Action:

None

F239-13

Committee Action:

Approved as Submitted

Committee Reason: The committee agreed with the proponent that the code change reflects an important and needed coordination effort to correlate the IFC with Federal Center for Medicaid and Medicare Services (CMS) healthcare regulations with which all facilities must now comply and that it will eliminate costly conflicting requirements among different codes applicable to such facilities.

Assembly Action:

None

F240-13

Committee Action:

Approved as Modified

Modify the proposal as follows:

1105.4.3 Size of Door. Means of egress doors used for the movement of patients in beds shall provide a minimum clear width of 41.5 inches (1054 mm). The height of door opening shall not be less than 80 inches (2032 mm).

Exceptions:

1. Door closers and door stops shall be permitted to be 78 inches minimum above the floor.
2. In Group I-2 Condition 1, existing means of egress doors used for the movement of patients in beds that provide a minimum clear width of 32 inches shall be permitted to remain.

(Portions of the proposal not shown remain unchanged.)

Committee Reason: The committee agreed with the proponent that the code change reflects an important and needed coordination effort to correlate the IFC with Federal Center for Medicaid and Medicare Services (CMS) healthcare regulations with which all facilities must now comply and that it will eliminate costly conflicting requirements among different codes applicable to such facilities. The modification exempts existing nursing homes from the retroactive width requirement.

Assembly Action: **None**

F241-13

Committee Action: **Approved as Modified**

Modify the proposal as follows:

1105.5.2 Smoke barriers. Smoke barriers shall be constructed in accordance with Section 709 of the *International Building Code*.

Exceptions:

1. Existing smoke barriers with a minimum of 1/2-hour fire-resistance rating are permitted to remain where the existing smoke barrier has a minimum fire resistance rating of 1/2 hour.
2. Smoke barriers shall be permitted to terminate at an atrium enclosure in accordance with Section 404.6 of the *International Building Code*.

(Portions of the proposal not shown remain unchanged.)

Committee Reason: The committee agreed with the proponent that the code change reflects an important and needed coordination effort to correlate the IFC with Federal Center for Medicaid and Medicare Services (CMS) healthcare regulations with which all facilities must now comply and that it will eliminate costly conflicting requirements among different codes applicable to such facilities. The modification clarifies the applicability of the exception.

Assembly Action: **None**

F242-13

Committee Action: **Approved as Modified**

Modify the proposal as follows:

- e. In Group I-2 Condition 2, care recipient sleeping room, or any suite that includes patient care recipient sleeping rooms shall comply with Section 1105.6.

(Portions of the proposal not shown remain unchanged.)

Committee Reason: The committee agreed with the proponent that the code change reflects an important and needed coordination effort to correlate the IFC with Federal Center for Medicaid and Medicare Services (CMS) healthcare regulations with which all facilities must now comply and that it will eliminate costly conflicting requirements among different codes applicable to such facilities. The modification corrects the term to current terminology.

Assembly Action: **None**

F243-13

Committee Action: **Approved as Submitted**

Committee Reason: The committee approved the code change based on the proponent's reason statement.

Assembly Action: **None**

F244-13

For staff analysis of the content of NFPA 410-10 relative to CP#28, Section 3.6, please visit:
<http://www.iccsafe.org/cs/codes/Documents/2012-2014Cycle/Proposed-B/ProposedStandards.pdf>

Committee Action: **Approved as Submitted**

Committee Reason: The committee approved the code change based on the proponent's reason statement.

Assembly Action: **None**

F245-13

Committee Action: **Approved as Modified**

Modify the proposal as follows:

2204.1 Standards. The applicable provisions of the codes and standards listed in Table 2204.1 shall apply to operations involving combustible dust.

Committee Reason: The committee agreed with the proponent's reason statement that the code change makes the provisions of the combustible dust standards mandatory rather than discretionary. The modification clarifies the applicability of the standard contents.

Assembly Action: **None**

F246-13

For staff analysis of the content of UL87A-12 relative to CP#28, Section 3.6, please visit:
<http://www.iccsafe.org/cs/codes/Documents/2012-2014Cycle/Proposed-B/ProposedStandards.pdf>

Committee Action: **Approved as Submitted**

Committee Reason: The committee agreed with the proponent's reason statement that the code change brings into the code an appropriate referenced standard for the listing of ethanol-blend dispensers.

Assembly Action: **None**

F247-13

Committee Action: **Disapproved**

Committee Reason: The disapproval was based on the committee's judgment that the hazards presented by alcohol blended fuels warrant retaining the markings as a warning to the fire department that they are in use and that a different fire suppression medium (alcohol foam) may be needed.

Assembly Action: **None**

F248-13

Committee Action: **Disapproved**

Committee Reason: The disapproval was based on the committee's judgment that the hazards of LPG dispensing warrant requiring that all dispensers be listed, not just the ones for public use.

Assembly Action: **None**

F249-13

Withdrawn by proponent

F250-13

Committee Action: **Approved as Submitted**

Committee Reason: The committee agreed with the proponent's reason statement that the code change provides a needed clarification and improved format of the requirements applicable to LPG equipment apart from the flammable liquid requirements and improves correlation with NFPA 58. The committee indicated that it felt that a simple reference to NFPA 58 would be sufficient.

Assembly Action: **None**

F251-13

Committee Action: **Approved as Submitted**

Committee Reason: The committee agreed with the proponent's reason statement that the code change provides needed separation of the LPG requirements from the flammable liquid requirements and is consistent with the committee action on code change F250-13.

Assembly Action: **None**

F252-13

Committee Action: **Approved as Submitted**

Committee Reason: The committee agreed with the proponent's reason statement and that the code change is consistent with the committee action on code changes F250-13 and F251-13. The committee expressed concern that there needs to be similar specific requirements for private fueling.

Assembly Action: **None**

F253-13

Committee Action: **Disapproved**

Committee Reason: The disapproval was based on the committee's judgment that the training of users is important and must be retained. The committee also disagreed with the statement that the training requirement is unenforceable.

Assembly Action: **None**

F254-13

For staff analysis of the content of NFPA 2-11 relative to CP#28, Section 3.6, please visit:
<http://www.iccsafe.org/cs/codes/Documents/2012-2014Cycle/Proposed-B/ProposedStandards.pdf>

Committee Action: **Approved as Submitted**

Committee Reason: The committee agreed with the proponent's reason statement that the code change provides an appropriate introduction of a new NFPA standard into the code and improves correlation among codes on the subject.

Assembly Action: **None**

F255-13

Committee Action: **Approved as Submitted**

Committee Reason: The committee agreed with the proponent's reason statement that the code change provides a needed clarification of the appropriate maximum setting of the overpressure protection device.

Assembly Action: **None**

F256-13

Committee Action: **Approved as Submitted**

Committee Reason: The committee agreed with the proponent's reason statement that the code change provides an expansion of the defueling requirements to all hydrogen tanks, not just motor vehicle tanks and provides clarification of the requirements. It would be useful if the provisions were clarified further to indicate where the defueled gas is stored (preferably outside the building) and how persons will be trained to defuel tanks.

Assembly Action: **None**

F257-13

Committee Action: **Approved as Submitted**

Committee Reason: The committee agreed with the proponent's reason statement and felt that the code change provides consumers with more options and recognizes the test standard already used for Group I occupancies in the code.

Assembly Action: **None**

F258-13

Committee Action: **Disapproved**

Committee Reason: The committee's disapproval was based on its agreement with testimony that indicated that NFPA 2 Hydrogen Code is being revised on this topic but that the exact wording is not yet known and could be in conflict with these provisions if they were to be approved. The committee suggested that Exception 2, Item 2.1 should be clarified to indicate if hot work would be allowed elsewhere in the repair garage. It was also suggested that the exceptions be rewritten as compliance alternatives rather than exceptions.

Assembly Action: **None**

F259-13

Committee Action: **Disapproved**

Committee Reason: The committee's disapproval was based on its agreement with testimony that indicated a problem with the use of the phrase "...such as..." in several places and the lack of adequate definition of what constitutes "major" or "minor" repair work. It was also felt that deletion of ventilation requirements is inappropriate.

Assembly Action: **None**

F260-13

Committee Action: **Disapproved**

Committee Reason: The disapproval was based on the committee's judgment that the ventilation duration needs clarification by being more specific and should include a minimum run-on time prior to shutting down operations.

Assembly Action: **None**

F261-13

Committee Action: **Disapproved**

Committee Reason: The disapproval was based on the committee's judgment that the velocity should be 100 fpm or 25% of the LFL, whichever is greater, since the characteristics of the spraying materials may vary considerably.

Assembly Action: **None**

F262-13

Withdrawn by proponent

F263-13

Committee Action:

Approved as Submitted

Committee Reason: The committee approved the code change based on the proponent's reason statement.

Assembly Action:

None

F264-13

Committee Action:

Approved as Submitted

Committee Reason: The committee agreed with the proponent's reason statement that the new exceptions provide needed guidance and enforcement flexibility to the fire code official. The practicality and advisability of having fire apparatus access roads atop the piles in Exception 4 was questioned.

Assembly Action:

None

F265-13

Committee Action:

Approved as Modified

Modify the proposal as follows:

SECTION 2810

EXTERIOR WOOD AND PLASTIC PALLET STORAGE AND REHABILITATION

2810.5.1 Exterior pallet repair and storage areas greater than 3,200 sq ft. Exterior pallet storage arrays greater than 3200 square feet shall comply with all of the following:

1. Stacks shall not exceed a height of ~~18 feet, fifteen (15) ft. (4.57 m).~~
2. Stacks shall be no closer than eight (8) ft. (2.44 m) to any property line or a distance equal to the stack height, whichever is greater.
3. Stacks shall be no closer than eight (8) ft. (2.44 m) to any other on-site storage area.
4. Stacks shall be no closer than fifteen (15) ft. (4.57 m) to any on-site structure.
5. Stacks shall be arranged to form stable piles.
6. Piles shall not contain more than six thousand (6,000) cu. ft. (170 m3) of pallets.
7. Piles shall be separated from other piles by a minimum distance of eight (8) ft. (2.44 m).
8. Piles shall be arranged in a grid system to form pallet storage arrays with a maximum dimension of fifty (50) ft. by fifty (50) ft. (15.25 m by 15.25 m).
9. Pallet storage arrays shall be separated by a minimum distance of twenty four (24) ft. (7.32 m).

(Portions of the proposal not shown remain unchanged.)

Committee Reason: The committee approved the code change based on the proponent's reason statement. It was noted by the committee that the proposal needs further clarification regarding its applicability to exterior only and should provide guidance for inside operations as well. Clarification is also needed to indicate that the fire flows for the pallet storage would be in addition to any other required fire flows for the site or buildings on it. The modifications clarify that the section is applicable to exterior storage & rehab only and recognize that current industry practices need a stack height of 18 feet.

Assembly Action:

None

F266-13

Committee Action:

Approved as Submitted

Committee Reason: The committee agreed with the proponent's reason statement that the code change provides clarification of the applicability of the IBC.

Assembly Action:

None

F267-13

Committee Action:

Disapproved

Committee Reason: The committee's disapproval was based on its agreement with testimony that indicated that the proposal needs to be expanded to include all specific requirements for such structures rather than just a simple reference back to the IBC.

Assembly Action:

None

F268-13

Committee Action:

Disapproved

Committee Reason: The disapproval was based on the committee's judgment that the proposal has merit but needs to contain separate requirements for tents and for membrane structures due to their different characteristics. A concern was also expressed that Section 3103.9.1(2) could be applied to very small tents that could not comply with all the requirements.

Assembly Action:

None

F269-13

For staff analysis of the content of ANSI E1.21-2006 relative to CP#28, Section 3.6, please visit:
<http://www.iccsafe.org/cs/codes/Documents/2012-2014Cycle/Proposed-B/ProposedStandards.pdf>

Committee Action:

Approved as Modified

Modify the proposal as follows:

3105.2 Approval. Temporary stage canopies in excess of 400 square feet shall not be erected operated or maintained for any purpose without first obtaining approval and a permit from the fire code official and the building official.

3105.5 Required documents. All of the following documents shall be submitted to the fire code official and the building official for review before a permit is approved:

1. Construction documents: Construction documents shall be prepared in accordance with the International Building Code by a registered design professional in accordance with the International Building Code. Construction documents shall include:
 - 1.1. A summary sheet showing the building code used, design criteria, loads and support reactions.
 - 1.2. Detailed construction and installation drawings.
 - 1.3. Design calculations.
 - 1.4. Operating limits of the structure explicitly outlined by the design professional including environmental conditions and physical forces.
 - 1.5. Effects of additive elements such as video walls, supported scenery, audio equipment, vertical and horizontal coverings.
 - 1.6. Means for adequate stability including specific requirements for guying and cross-bracing, ground anchors or ballast for different ground conditions.
2. Designation of responsible party: The owner of the temporary stage canopy shall designate in writing a person to have responsibility for the temporary stage canopy on the site. The designated person shall have sufficient knowledge of the construction documents, manufacturer's recommendations and operations plan to make judgments regarding the structure's safety and to coordinate with the fire code official.
3. Operations plan: The operations plan shall reflect manufacturer's operational guidelines, procedures for environmental monitoring and actions to be taken under specified conditions consistent with the construction documents.

3105.6 Inspections. Inspections shall comply with Section 106 and Sections 3105.6.1 and ~~3106.6.2~~ 3105.6.2.

TEMPORARY STAGE CANOPY. A temporary stage canopy is a temporary ground-supported membrane covered frame structure used to cover stage areas and support equipment in the production of outdoor entertainment events.

(Portions of the proposal not shown remain unchanged.)

Committee Reason: The committee approved the code change based on the proponent's reason statement. The modifications in Sections 3105.2 and 3105.5 add the building official since the structural requirements are regulated by the IBC and many fire code officials might not be familiar with them. In Section 3105.5(1), the modification clarifies that it is the construction documents that must comply with the IBC. In Section 3105.5(1.1),

the modification further clarifies the design criteria used. In the definition, the modification adds membrane covered frame structures for clarity to the applicability of the definition. The numbering change in Section 3105.6 of the modification is editorial.

Assembly Action: **None**

F270-13

Committee Action: **Disapproved**

Committee Reason: This proposal would delete the lists with a simple reference to NFPA 13. There was a preference to keep the list of commodities in the IFC and to update those lists. It was also unclear how the high hazard commodities would be addressed.

Assembly Action: **None**

F271-13

Committee Action: **Approved as Modified**

Modify proposal as follows:

3203.2 Class I commodities. Class I commodities are essentially noncombustible products on wooden pallets, in ordinary corrugated cartons with or without single-thickness dividers, or in ordinary paper wrappings with or without pallets. Class I commodities are allowed to contain a limited amount of Group A plastics in accordance with Section 3203.7.4. Examples of Class I commodities include, but are not limited to, the following:

- Alcoholic beverages not exceeding 20-percent alcohol
- Appliances noncombustible, electrical
- Cement in bags
- Ceramics
- Dairy products in nonwax-coated containers (excluding bottles)
- Dry insecticides
- Foods in noncombustible containers
- Fresh fruits and vegetables in nonplastic trays or containers
- Frozen foods
- Glass
- Glycol in metal cans
- Gypsum board
- Inert materials, bagged
- Insulation, noncombustible
- Noncombustible liquids in plastic containers having less than a 5-gallon (19 L) capacity
- Noncombustible metal products

Committee Reason: This proposal was felt to deal with potential hazards created by calling commodities using non expanded polyethylene solid deck pallets Class I. It was recommended that the use of such pallets be placed within another commodity classification. The modification simply restores the term "pallet" which was inadvertently noted as being deleted. It was noted that more guidance should be provided related to the classification of commodities if non wooden pallets are used.

Assembly Action: **None**

F272-13

Committee Action: **Approved as Modified**

Modify proposal as follows:

3206.4.1 Pallets. Automatic sprinkler system requirements based upon the presence of pallets shall be in accordance with NFPA 13.

3206.4.1.1 Plastic pallets. Plastic pallets listed and labeled in accordance with UL 2335 or FM 4996 shall be treated as wood pallets for determining required sprinkler protection.

3208.2.1 Plastic shelves. Storage on plastic shelves shall be protected by approved specially engineered fire protection systems.

Add a new standard to Chapter 80 as follows:

FM

ANSI/FM 4996-13 Approval Standard for Classification of Pallets and Other Material Handling Products as Equivalent to Wood Pallets

Committee Reason: This proposal addresses a concern with plastic pallets whether used in rack storage or palletized storage. The modification combines the work in F275-13 with F272-13. F275-13 goes into more detail as to how plastic pallets are to be addressed based upon their potential hazard. The proposal now references UL 2335 and FM4996. The standard UL 2335 was initially deleted by F272-13. This modification reinstates the standard and places the reference to these standards in a more generally applicable section. Standard FM4996-13 is an additional compliance option.

Assembly Action: **None**

F273-13

Committee Action: **Approved as Modified**

Modify proposal as follows:

3206.6.1.1 Number of doors required. A minimum of one access door shall be provided in each 100 lineal feet (30 480 mm), or fraction thereof, of the exterior walls that face required fire apparatus access roads. The required access doors shall be distributed such that the lineal distance between adjacent access doors does not exceed 100 feet (30 480 mm).

Exception: The lineal distance between adjacent access doors can exceed 100 feet (30 480 mm) in existing buildings where no change in occupancy is proposed. ~~Final~~ The number and distribution of access doors in existing buildings shall be approved.

Committee Reason: This proposal provides flexibility for existing buildings initially approved with different access spacing requirements. The modification simply deletes the term "final" from the beginning of the second sentence as it is not necessary.

Assembly Action: **None**

F274-13

Committee Action: **Approved as Modified**

Substitute proposal as follows:

3206.9.3 Dead-end aisles. ~~Dead-end aisles shall be in accordance with Chapter 10. Dead-end aisles shall not exceed 20 feet (6096 mm) in length in Group M Occupancies. Dead-end aisles shall not exceed 50 feet (15 240 mm) in length in all other occupancies.~~

Exception: Dead-end aisles are not limited where the length of the dead-end aisle is less than 2.5 times the least width of the dead-end aisle.

Committee Reason: The proposal was appropriate as it provides for both occupant and fire fighter safety. Aisles in high piled storage areas are very unique from traditional aisles or corridors in chapter 10 of the IBC. The modification which is a substitute proposal addresses Group M occupancies more restrictively due to the public being present. In addition dead end aisles that are small in relation to the width of the aisles are provided some flexibility.

Assembly Action: **None**

F275-13

For staff analysis of the content of FM 4996-13 relative to CP#28, Section 3.6, please visit:
<http://www.iccsafe.org/cs/codes/Documents/2012-2014Cycle/Proposed-B/ProposedStandards.pdf>

Committee Action: **Disapproved**

Committee Reason: The proposal was disapproved based upon the action taken on F272-13 and the proponent's request.

Assembly Action: **None**

F276-13

Committee Action: **Approved as Submitted**

Committee Reason: This was approved as it correlates the IFC more closely with the requirements in NFPA 13 with regard to what is considered solid shelving.

Assembly Action: **None**

F277-13

Committee Action: **Disapproved**

Committee Reason: The concern was that the footnote being removed was the only indication in the table currently given for the spacing of transverse flue spaces and for a type of systems where such flue spaces are critical. In fact, more guidance on transverse flue space location is needed within the table.

Assembly Action: **None**

F278-13

Committee Action: **Disapproved**

Committee Reason: The disapproval was based on the fact that Section 3304.2.3 doesn't include a container size as do other sections of the code and because Section 3304.2.2 is unclear as to why a container would need to be emptied if it were not full and if it would need to be emptied if it became full before the end of a work shift.

Assembly Action: **None**

F279-13

Committee Action: **Disapproved**

Committee Reason: The disapproval was based on the fact that the proposal doesn't include a container size.

Assembly Action: **None**

F280-13

For staff analysis of the content of NFPA 56-12 relative to CP#28, Section 3.6, please visit:
<http://www.iccsafe.org/cs/codes/Documents/2012-2014Cycle/Proposed-B/ProposedStandards.pdf>

Committee Action: **Approved as Submitted**

Committee Reason: The committee approved the code change based on the proponent's reason statement and the loss history associated with the use of flammable gas for pipe purging. The proposal also provides correlation with the IFGC and NFPA 54.

Assembly Action: **None**

F281-13

Committee Action: **Approved as Submitted**

Committee Reason: The committee approved the code change based on the proponent's reason statement.

Assembly Action: **None**

F282-13

For staff analysis of the content of NFPA 326/10 relative to CP#28, Section 3.6, please visit:
<http://www.iccsafe.org/cs/codes/Documents/2012-2014Cycle/Proposed-B/ProposedStandards.pdf>

Committee Action: **Approved as Submitted**

Committee Reason: The committee approved the code change based on the proponent's reason statement and felt that the proposal provides needed regulation of these operations. The committee indicated that the reference to NFPA 326 in Section 3510.1 should be a general one, not a list of chapters

Assembly Action: **None**

F283-13

Committee Action: **Approved as Submitted**

Committee Reason: The committee approved the code change based on the proponent's reason statement and felt that the proposal provides more options with regard to container types.

Assembly Action: **None**

F284-13

Committee Action: **Approved as Submitted**

Committee Reason: The committee approved the code change based on the proponent's reason statement.

Assembly Action: **None**

F285-13

Committee Action: **Disapproved**

Committee Reason: The disapproval was based on the lack of technical justification for the proposed exception to Section 5004.2.2, the provisions of which appear to already be covered in current Section 5004.2.3. Also, current Section 5701.2, Exception 8 appears to cover the proposed change to that section.

Assembly Action: **None**

F286-13

Withdrawn by proponent

F287-13

Committee Action: **Disapproved**

Committee Reason: The disapproval was based on the committee's judgment that the proposal may have identified a correlation issue but that the change should occur in IBC Section 307.1, Exception 1.

Assembly Action: **None**

F288-13

Committee Action: **Approved as Submitted**

Committee Reason: The committee approved the code change based on the proponent's reason statement.

Assembly Action: **None**

F289-13

Committee Action:

Approved as Submitted

Committee Reason: The committee approved the code change based on the absence of sprinkler test data to justify the continued increase in MAQ in sprinklered buildings.

Assembly Action:

None

F290-13

Committee Action:

Approved as Submitted

Committee Reason: The committee approved the code change based on the proponent's reason statement.

Assembly Action:

None

F291-13

Committee Action:

Approved as Modified

Modify the proposal as follows:

5. ~~In Group I-2,~~ Alcohol based hand rubs classified as Class I or II liquids where in dispensers that are installed in accordance with Sections 5705.5 and 5705.5.1. The location of the alcohol based hand rub (ABHR) dispensers shall be provided in the construction documents.

(Portions of the proposal not shown remain unchanged.)

Committee Reason: The committee agreed with the proponent that the code change provides for a reasonable quantity of alcohol based hand rubs in dispensers installed in a facility to be excluded from the MAQ. The modification recognizes that ABHR dispensers are found in all manner of occupancies, not just Group I-2. It also clarifies that the ABHR quantities in storage are not included in the exclusion.

Assembly Action:

None

F292-13

Committee Action:

Approved as Submitted

Committee Reason: The committee approved the code change based on the proponent's reason statement.

Assembly Action:

None

F293-13

Committee Action:

Approved as Submitted

Committee Reason: The committee approved the code change based on the proponent's reason statement.

Assembly Action:

None

F294-13

Committee Action:

Approved as Modified

Modify the proposal as follows:

5003.2.1 Design and construction of containers, cylinders and tanks. Containers, cylinders and tanks shall be designed and constructed in accordance with *approved* standards. Containers, cylinders, tanks and other means used for containment of hazardous materials shall be of an *approved* type. Pressure vessels not otherwise regulated by this code meeting DOTn requirements for transportation shall comply with the ASME Boiler and Pressure Vessel Code.

Committee Reason: The committee approved the code change based on its general agreement with the proponent's reason statement but modified the code change to delete what the committee felt was vague text and replace it with a needed reference to the correct body of regulations.

Assembly Action: **None**

F295-13

Committee Action: **Disapproved**

Committee Reason: The disapproval was based on the committee's judgment that the language of the proposal is vague and ambiguous and could lead to inconsistent enforcement. The committee also felt that including OSHA-type worker safety requirements in the code is inconsistent with the scope of the code and could lead to conflicts with OSHA regulations.

Assembly Action: **None**

F296-13

Committee Action: **Disapproved**

Committee Reason: The disapproval was based on the committee's judgment that the reason statement was focused solely on the issue of spill control and ignored the many other hazard elements of the products. Also, substantial increases in the MAQ in Group M and S occupancies already exist in the IFC.

Assembly Action: **None**

F297-13

Committee Action: **Disapproved**

Committee Reason: The disapproval was based on the committee's observation that the second sentence of the proposed new Note d is in direct conflict with the body of the table where Notes b and c are indicated as being applicable to highly toxic solids and liquids.

Assembly Action: **None**

F298-13

Committee Action: **Approved as Submitted**

Committee Reason: The committee agreed with the proponent's reason statement and that the code change would improve correlation with the IBC.

Assembly Action: **None**

F299-13

Committee Action: **Approved as Modified**

Modify the proposal as follows:

5101.4 Containers. Metal aerosol containers shall be limited to a maximum size of 33.8 fluid ounces (1000 ml). Plastic aerosol containers shall be limited to a maximum 4 fluid ounces (118 ml) except as provided in Section 5104.1.1. Glass aerosol containers shall be limited to a maximum 4 fluid ounces (118 ml).

5104.1 General. The inside storage of Level 2 and 3 aerosol products shall comply with Sections 5104.2 through 5104.7 and NFPA 30B. Level 1 aerosol products and those aerosol products covered by Section 5104.1.1 shall be considered equivalent to a Class III commodity and shall comply with the requirements for palletized or rack storage in NFPA 13.

5104.1.1 Aerosol products in plastic containers larger than 4 fluid ounces (118 ml), but not to exceed 33.8 fluid ounces (1000 ml) (4 fl.-oz.) shall be allowed only when in accordance with this section. The commodity classification shall be considered to be equivalent to Class III commodities, as defined in NFPA 13, Standard for

the Installation of Sprinkler Systems, where any of the following conditions are met:

1. Base product has no fire point when tested in accordance with ASTM D 92, *Standard Test Method for Flash and Fire Points by Cleveland Open Cup Tester*, and nonflammable propellant.
2. Base product has no sustained combustion as tested in accordance with "Method of Testing for Sustained Combustibility", Title 49 Code of Federal Regulations, Part 173, Appendix H, and nonflammable propellant.
3. Base product contains up to 20% by volume (15.8% by weight) of ethanol and/or isopropyl alcohol in an aqueous mix, and nonflammable propellant.
4. Base product contains 4% by weight or less of an emulsified flammable liquefied gas propellant within an aqueous base. The propellant shall remain emulsified for the life of the product. Where such propellant is not permanently emulsified then the propellant shall be nonflammable.

SECTION 202 (IBC [F] 202) GENERAL DEFINITIONS

AEROSOL CONTAINER. A metal can, or a glass or plastic bottle designed to dispense an aerosol. ~~Metal cans or plastic containers shall be limited to a maximum size of 33.8 fluid ounces (1000 ml). Glass bottles shall be limited to a maximum size of 4 fluid ounces (118 ml).~~

Committee Reason: The committee agreed with the proponent's reason statement. The modification removes technical requirements from the definition and clarifies the differences between plastic and glass aerosol containers by establishing limitations on their size in the code text.

Assembly Action: **None**

F300-13

Committee Action: **Approved as Submitted**

Committee Reason: The committee agreed with the proponent's reason statement that the code change provides a needed improvement to the provisions applicable to combustible fibers.

Assembly Action: **None**

F301-13

Committee Action: **Approved as Submitted**

Committee Reason: The committee agreed with the proponent's reason statement that the code change provides a needed improvement to the provisions applicable to combustible fibers in conjunction with code change F300-13.

Assembly Action: **None**

F302-13

Withdrawn by proponent

F303-13

For staff analysis of the content of NFPA 2-11 relative to CP#28, Section 3.6, please visit:
<http://www.iccsafe.org/cs/codes/Documents/2012-2014Cycle/Proposed-B/ProposedStandards.pdf>

The code change is contained in the [Updates to the 2013 Proposed Changes](#) posted on the ICC website. Please go to <http://www.iccsafe.org/cs/codes/Documents/2012-2014Cycle/Proposed-B/00-CompleteGroupB-MonographUpdates.pdf> for more information.

Committee Action: **Approved as Modified**

Modify the proposal as follows:

5301.1 Scope. Storage, use and handling of compressed gases in compressed gas containers, cylinders, tanks and systems shall comply with this chapter, including those gases regulated elsewhere in this code. Partially full compressed gas containers, cylinders or tanks containing residual gases shall be considered as full for the purposes of the controls required.

Exceptions:

1. Gases used as refrigerants in refrigeration systems (see Section 606).

2. Compressed natural gas (CNG) for use as a vehicular fuel shall comply with Chapter 23, NFPA 52 and the International Fuel Gas Code.

3. Compressed hydrogen (CH₂) for use as a vehicular fuel shall also comply with Chapters 23 and 58 of this code, the *International Fuel Gas Code* and NFPA 2.

Cutting and welding gases shall also comply with Chapter 35.

Cryogenic fluids shall comply with Chapter 55. Liquefied natural gas for use as a vehicular fuel shall also comply with NFPA 52 and NFPA 59A.

Compressed gases classified as hazardous materials shall also comply with Chapter 50 for general requirements and chapters addressing specific hazards, including Chapters 58 (Flammable Gases), 60 (Highly Toxic and Toxic Materials), 63 (Oxidizers, Oxidizing Gases and Oxidizing Cryogenic Fluids) and 64 (Pyrophoric Materials).

LP-gas shall also comply with Chapter 61 and the *International Fuel Gas Code*.

(Portions of the proposal not shown remain unchanged.)

Committee Reason: The committee agreed with the proponent's reason statement that the code change provides a needed clarification of the hydrogen requirements by referencing an appropriate standard. The modification clarifies that other chapters and the listed code and standard apply as well. Approval is also consistent with committee action on related code changes F254-13 and F256-13.

Assembly Action: **None**

F304-13

Committee Action: **Approved as Submitted**

Committee Reason: The committee agreed with the proponent that the code should reference NFPA 55 in this chapter and that the code change provides correlation with the standard.

Assembly Action: **None**

F305-13

Withdrawn by proponent

F306-13

Committee Action: **Approved as Submitted**

Committee Reason: The committee agreed with the proponent that the code change reflects an important and needed coordination effort to correlate the IFC with Federal CMS healthcare regulations with which all facilities must now comply and that it will eliminate costly conflicting requirements among different codes applicable to such facilities.

Assembly Action: **None**

F307-13

Committee Action: **Disapproved**

Committee Reason: The disapproval was based on the committee's judgment that the proposal contains confusing wording and is without technical justification. The committee also felt that proposed Exception 1 would allow unlimited quantities of medical gases in hospitals without Group H safeguards and that proposed Exception 2 is not needed since Section 5305.4 already references NFPA 99.

Assembly Action: **None**

F308-13

Committee Action:

Approved as Submitted

Committee Reason: The committee agreed with the proponent that the code change provides needed correlation with the parallel requirements in NFPA 99 used by Federal regulators.

Assembly Action:

None

F309-13

Committee Action:

Approved as Submitted

Committee Reason: The committee agreed with the proponent that the code change clarifies that, once medical gas systems are installed in accordance with NFPA 99, that the new construction requirements of NFPA 99 are not intended to be retroactively enforced but that the systems are to be maintained in accordance with the maintenance provisions of NFPA 99.

Assembly Action:

None

F310-13

Committee Action:

Approved as Modified

Modify the proposal as follows:

5307.1 General. Carbon dioxide systems with more than 100 or more pounds of carbon dioxide used in beverage dispensing applications shall comply with Sections 5307.2 through 5307.5.2.

5307.3 Equipment. The storage, use, and handling of liquid carbon dioxide shall be in accordance with Chapter 53 and the applicable requirements of NFPA 55, Chapter 13. Insulated liquid carbon dioxide systems shall have pressure relief devices vented in accordance with NFPA 55.

5307.5.2 Emergency alarm system. An emergency alarm system shall comply with all of the following:

1. Continuous gas detection shall be provided to monitor areas where carbon dioxide can accumulate.
2. The threshold for activation of an alarm shall not exceed 5,000 parts per million (9,000 mg/m³).
3. Activation of the emergency alarm system shall initiate a local alarm within the room or area in which the system is installed at an approved location.

(Portions of the proposal not shown remain unchanged.)

Committee Reason: The committee agreed with the proponent that the code change focuses on an emerging life safety hazard for building occupants and first responders and, while it will need some adjustments, it should be put into the code now to provide important safeguards against accidental CO₂ asphyxiation. The modification to Section 5307.1 provides correlation with the permit requirements of Section 105.6.4. The modification to Section 5307.3 provides needed overpressure protection for insulated systems. The modification to Section 5307.5.2 better defines where an alarm must sound and provides correlation with CGA-6.5 which, although not referenced in the IFC, is a national standard on the subject.

Assembly Action:

None

F311-13

Committee Action:

Approved as Submitted

Committee Reason: The committee agreed with the proponent that the code change provides internal correlation with Table 5504.3.1.2.1 and external correlation with NFPA 55.

Assembly Action:

None

F312-13

Committee Action:

Approved as Submitted

Committee Reason: The committee agreed with the proponent that the code change improves the code's correlation with Federal transportation regulations.

Assembly Action:

None

F313-13

Committee Action:

Approved as Modified

Modify the proposal as follows:

5601.1.3 Fireworks. The possession, manufacture, storage, sale, handling and use of fireworks are prohibited.

Exceptions:

1. Storage and handling of fireworks as allowed in Section 5604.
2. Manufacture, assembly and testing of fireworks as allowed in Section 5605.
3. The use of fireworks for fireworks displays as allowed in Section 5608.
4. The possession, storage, sale, handling and use of specific types of Division 1.4G fireworks where allowed by applicable laws, ordinances and regulations, provided such fireworks and facilities comply with NFPA 1124, CPSC 16 CFR Parts 1500 and 1507, and DOTn 49 CFR Parts 100 – 185, for consumer fireworks.

Committee Reason: The committee agreed with the proponent that the added reference to NFPA 1124 will provide an improved level of safety where consumer fireworks are allowed. The modification clarifies that the scope of NFPA 1124 includes facilities for the storage, handling and sale of consumer fireworks, not just the fireworks themselves.

Assembly Action:

None

F314-13

Committee Action:

Approved as Submitted

Committee Reason: The committee agreed with the proponent that the code change clarifies that explosion control would only be required for indoor tank installations.

Assembly Action:

None

F315-13

Committee Action:

Approved as Submitted

Committee Reason: The committee agreed with the proponent that the code change provides an important requirement in a more broadly applicable location and also provides correlation with the referenced standard for tanks, NFPA 30.

Assembly Action:

None

F316-13

Committee Action:

Approved as Submitted

Committee Reason: The committee agreed with the proponent that the code change removes a section made redundant by code changes approved in the 2009/10 cycle.

Assembly Action:

None

F317-13

Committee Action: **Approved as Submitted**

Committee Reason: The committee agreed with the proponent that the code change deletes an unnecessary special requirement for all protected aboveground tanks to be equipped with a vent flame arrester regardless of

tank contents and relies on Section 5704.2.7.3.2 to drive the conditions under which such a device would be needed.

Assembly Action: **None**

F318-13

Committee Action: **Approved as Submitted**

Committee Reason: The committee agreed with the proponent that the code change clarifies the intent of the section.

Assembly Action: **None**

F319-13

Committee Action: **Approved as Submitted**

Committee Reason: The committee agreed with the proponent that the code change clarifies the text by providing consistency of terminology regarding hose connections throughout the code.

Assembly Action: **None**

F320-13

Committee Action: **Approved as Submitted**

Committee Reason: The committee agreed with the proponent that the code change provides improved guidance to the fire code official regarding the installation of alcohol-based hand rub dispensers above casework countertops and in corridors.

Assembly Action: **None**

F321-13

Committee Action: **Disapproved**

Committee Reason: The disapproval was based on the committee's judgment that the current text properly reflects the code's intent and that the code change would be a reduction in current levels of safety.

Assembly Action: **None**

F322-13

Committee Action: **Disapproved**

Committee Reason: The disapproval was based on the committee's judgment that the code change would be problematic to the fire code official for enforcement since it would be almost impossible to locate the numerous citizen-operated locations that could be producing biofuels. The code change also only provides a pointer to the rest of the chapter but contains no special provisions for the subject as do the other special operations in Section 5706.

Assembly Action: **None**

F323-13

For staff analysis of the content of NFPA 2-11 relative to CP#28, Section 3.6, please visit:
<http://www.iccsafe.org/cs/codes/Documents/2012-2014Cycle/Proposed-B/ProposedStandards.pdf>

Committee Action: **Approved as Submitted**

Committee Reason: The committee agreed with the proponent's reason statement that the code change provides a needed clarification of the hydrogen system maintenance requirements by referencing an appropriate standard.

Assembly Action: **None**

F324-13

Committee Action: **Approved as Submitted**

Committee Reason: The committee agreed with the proponent's reason statement that the code change provides a needed cross-reference to the IBC for hydrogen cut-off room requirements.

Assembly Action: **None**

F325-13

Committee Action: **Disapproved**

Committee Reason: The disapproval was based on the committee's judgment that removal of the requirement for solids could create a hazard condition where firefighting water application would create a liquid mixture that should be contained.

Assembly Action: **None**

F326-13

Committee Action: **Approved as Submitted**

Committee Reason: The committee agreed with the proponent that the code change brings the section into correlation with the scoping established in Section 6003.1.5.

Assembly Action: **None**

F327-13

Committee Action: **Disapproved**

Committee Reason: The disapproval was based on the committee's judgment that the public way, where owned by a municipality, could be used for any purpose and could even be sold for private development which would place the propane tank too close to the new private property line.

Assembly Action: **None**

F328-13

Committee Action:

Disapproved

Committee Reason: The disapproval was based on the committee's concern that property lines can change through zoning changes or lot consolidations. It also appears that the revision to Note e.1 would contain two separate exceptions that should be shown as separate sub-notes.

Assembly Action:

None

F329-13

Committee Action:

Approved as Submitted

Committee Reason: The committee agreed with the proponent's reason statement and felt that the code change will provide clearer guidance to the fire code official.

Assembly Action:

None

F330-13

Committee Action:

Approved as Submitted

Committee Reason: The committee agreed with the proponent's reason statement and felt that the code change will provide clearer guidance to the fire code official.

Assembly Action:

None

F331-13

Committee Action:

Approved as Modified

Modify the proposal as follows:

6109.13 Protection of containers. LP-gas containers shall be stored within a suitable enclosure or otherwise protected against tampering. ~~Vehicular~~ Vehicle impact protection shall be provided as required by Section 6107.4.

Exception: Vehicle impact protection shall not be required for protection of LP-gas containers where the containers are kept in lockable, ventilated cabinets of metal construction.

(Portions of the proposal not shown remain unchanged.)

Committee Reason: The committee approved the code change based on the proponent's reason statement. The modification reflects the results of impact testing that was done on a variety of cabinet designs which found that lockable metal cabinet construction provided equivalent protection.

Assembly Action:

None

F332-13

Committee Action:

Disapproved

Committee Reason: The disapproval was based on the committee's concern that the code change would allow disconnected containers to be left on the site for an indeterminate length of time, thereby increasing the hazard to firefighters. Section 6110.2 does not deal with all options of ownership of the container.

Assembly Action:

None

F333-13

Committee Action: **Disapproved**

Committee Reason: The disapproval was based on the committee's concern over the lack of technical documentation on why the distance should be changed from 500 feet all the way down to 50 feet.

Assembly Action: **None**

F334-13

For staff analysis of the content of NFPA 400-13 relative to CP#28, Section 3.6, please visit:
<http://www.iccsafe.org/cs/codes/Documents/2012-2014Cycle/Proposed-B/ProposedStandards.pdf>

Committee Action: **Approved as Submitted**

Committee Reason: The committee approved the code change based on the proponent's reason statement and agreed that it provides improved correlation with IBC Section 415. It also updates the referenced standard to NFPA 400, which has superseded NFPA 430, and provides correlation with it.

Assembly Action: **None**

F335-13 **Withdrawn by proponent**

F336-13 **Withdrawn by proponent**

F337-13

Committee Action: **Approved as Submitted**

Committee Reason: The committee approved the code change based on the proponent's reason statement and because the proposal provides more hydrant spacing options.

Assembly Action: **None**

F338-13

Committee Action: **Disapproved**

Committee Reason: The disapproval was based on the committee's judgment that the rationale for the proposal was incorrect because I.S.O. Needed Fire Flow requirements are not relevant to IFC fire flow requirements.

Assembly Action: **None**

F339-13

Committee Action: **Approved as Submitted**

Committee Reason: The committee approved the code change based on the proponent's reason statement.

Assembly Action: **None**

F340-13

Committee Action: **Approved as Submitted**

Committee Reason: The approval was based on the committee's judgment that the proposal recognizes the progress in the development of sprinkler technology and the corresponding reduction in required fire flows.

Assembly Action: **None**

F341-13

Committee Action: **Approved as Submitted**

Committee Reason: The committee approved the code change based on the proponent's reason statement and that the proposal provides long needed guidance for multi-family structures.

Assembly Action: **None**

F342-13

Committee Action: **Approved as Submitted**

Committee Reason: The committee approved the code change based on the proponent's reason statement and that the proposal provides long needed guidance within the section rather than referring elsewhere.

Assembly Action: **None**

F343-13

Committee Action: **Approved as Submitted**

Committee Reason: The committee approved the code change based on the proponent's reason statement and that the proposal provides correlation with NFPA 400.

Assembly Action: **None**

F344-13

Committee Action: **Approved as Submitted**

Committee Reason: The committee approved the code change based on the proponent's reason statement and because the code change reflects an important and needed coordination effort to correlate the IFC with Federal Center for Medicaid and Medicare Services (CMS) healthcare regulations for existing ambulatory care facilities. This material is appropriate for an appendix due to the relatively new nature of these types of facilities.

Assembly Action: **None**

F345-13

Committee Action: **Disapproved**

Committee Reason: The disapproval was based on the committee's judgment that the proposal has merit but is far from ready for the code, even if in an appendix. Suggested improvements included inclusion of entry-level personnel in the text (they were mentioned in the reason statement), provisions for continuing education need to be added and separate qualifications should be established for inspectors and plans examiners. Concern was also expressed that the proposed appendix could restrict a fire chief's options on how they administer their department by establishing employee qualification time frames that may conflict with state laws on the subject.

Assembly Action: **None**

F346-13

For staff analysis of the content of NFPA 1901-09, NFPA 1989-13 and CGA S-1.3-2008 relative to CP#28, Section 3.6, please visit: <http://www.iccsafe.org/cs/codes/Documents/2012-2014Cycle/Proposed-B/ProposedStandards.pdf>

Committee Action: **Approved as Submitted**

Committee Reason: The approval was based on the committee's judgment that the proposal generally provides a good option and flexibility for jurisdictions in determining where such a system would be required and includes adequate design, installation, testing, inspection and maintenance criteria. The committee expressed several concerns. First, it was suggested that if a fire department mobile air supply is providing the air to the system (per K104.5), then the air monitoring system (K105.15) should not be required. Second, concern was expressed based on testimony that the proposal could be considered proprietary because it is unclear if there is

more than a single source for the equipment for the systems. Finally, cabinet installation details were not provided and could violate ADA rules.

Assembly Action: **None**

F347-13

Committee Action: **Approved as Submitted**

Committee Reason: The approval was based on the committee's judgment that the proposal provides a good option and flexibility for jurisdictions in determining retroactive high-rise sprinkler requirements.

Assembly Action: **None**

F348-13

Committee Action: **Approved as Submitted**

Committee Reason: This proposal was approved as it correlates with the clarifications made in the Group A code change cycle regarding the two overall types of Group I-2 occupancies (Condition 1 - nursing homes and Condition 2 – hospitals.) The revision also correlates the requirements in Section 407.8 with the requirements in Section 907.2.6.2.

Assembly Action: **None**

F349-13

Committee Action: **Disapproved**

Committee Reason: The proposal was disapproved as there is no specific fire data presented that was associated with storing these materials in a high-piled storage configuration.

Assembly Action: **None**

F350-13

Committee Action: **Disapproved**

Committee Reason: The disapproval was based on the committee's judgment that the proposal has merit in recognizing emerging biofuel technology but needs additional work to be ready for the code. Issues with the proposal mentioned included the cumbersome definition of the SOLID BIOMASS FEEDSTOCK and its use of complicated, difficult to understand terms; that the proposal should take into account the seasonal increases in the volume of materials that will be stored yielding much larger piles; that the proposal should include provisions for indoor storage of these materials which appears to be a trend in portions of the country and that more guidance is needed on what types of fire protection systems would be appropriate for larger piles.

Assembly Action: **None**

F351-13

The code change is contained in the [Updates to the 2013 Proposed Changes](http://www.iccsafe.org/cs/codes/Documents/2012-2014Cycle/Proposed-B/00-CompleteGroupB-MonographUpdates.pdf) posted on the ICC website. Please go to <http://www.iccsafe.org/cs/codes/Documents/2012-2014Cycle/Proposed-B/00-CompleteGroupB-MonographUpdates.pdf> for more information.

Committee Action: **Disapproved**

Committee Reason: The committee's disapproval was based on its agreement with testimony which indicated that the proposal contains a massive amount of information with essentially no reason statement to explain its provisions. It was also pointed out that it was not clear if the requirements would apply to gated communities where 24-hour security personnel regulate access to sites. The committee also felt that some of the wording was extreme and not consistent with code style and that the provisions need to be coordinated with Section 3110 of the IBC that regulates vehicular gates using nationally recognized standards.

Assembly Action: **None**

F352-13

The code change is contained in the [Updates to the 2013 Proposed Changes](#) posted on the ICC website. Please go to <http://www.iccsafe.org/cs/codes/Documents/2012-2014Cycle/Proposed-B/00-CompleteGroupB-MonographUpdates.pdf> for more information.

Committee Action: **Approved as Submitted**

Committee Reason: The approval was based on the committee's judgment that the proposal provides needed correlation with the IRC provisions on PV power systems.

Assembly Action: **None**

F353-13

The code change is contained in the [Updates to the 2013 Proposed Changes](#) posted on the ICC website. Please go to <http://www.iccsafe.org/cs/codes/Documents/2012-2014Cycle/Proposed-B/00-CompleteGroupB-MonographUpdates.pdf> for more information.

Committee Action: **Disapproved**

Committee Reason: The committee's disapproval was based on its agreement with testimony that indicated that the proposal would be overly restrictive in that it would reduce the roof area available for PV installations so as to make them impractical. It was also pointed out that there is no definition of "flat roof" in the code, possibly making enforcement inconsistent. A representative of the original proponent of the current PV provisions noted that in the original drafting of the requirement, flat roofs were extensively discussed and it was concluded that, because of the level of compartmentalization in single family dwellings, providing access pathways would not be effective for F.D. roof ventilation access.

Assembly Action: **None**

F354-13

The code change is contained in the [Updates to the 2013 Proposed Changes](#) posted on the ICC website. Please go to <http://www.iccsafe.org/cs/codes/Documents/2012-2014Cycle/Proposed-B/00-CompleteGroupB-MonographUpdates.pdf> for more information.

Committee Action: **Disapproved**

Committee Reason: The disapproval was based on the committee's judgment that the code change is not yet ready for inclusion in the code. The committee noted that there are many terms in the proposal that need definitions and that more realistic thresholds for the requirements need to be established. The proposal also references Arizona state law which is inconsistent with code style. The proposal also lacks a comprehensive reason statement. It was suggested that this material could be suitable for an adoptable appendix.

Assembly Action: **None**

F355-13

The code change is contained in the [Updates to the 2013 Proposed Changes](#) posted on the ICC website. Please go to <http://www.iccsafe.org/cs/codes/Documents/2012-2014Cycle/Proposed-B/00-CompleteGroupB-MonographUpdates.pdf> for more information.

Committee Action: **Disapproved**

Committee Reason: The disapproval was based on the committee's concern that simple asphyxiants do not meet the definition of a hazardous material and were intentionally not included as a hazardous material in the drafting of the IFC except for the adequate basic provisions in current Section 5703.. There was also no technical justification for the MAQ's proposed.

Assembly Action: **None**

F356-13

The code change is contained in the [Updates to the 2013 Proposed Changes](http://www.iccsafe.org/cs/codes/Documents/2012-2014Cycle/Proposed-B/00-CompleteGroupB-MonographUpdates.pdf) posted on the ICC website. Please go to <http://www.iccsafe.org/cs/codes/Documents/2012-2014Cycle/Proposed-B/00-CompleteGroupB-MonographUpdates.pdf> for more information.

Committee Action:

Approved as Modified

Modify the proposal as follows:

5003.11.3.11 Storage Plan. A storage plan illustrating the intended storage arrangement, including the location and dimensions of aisles, and storage racks ~~protected with in-rack sprinklers~~ shall be provided.

Committee Reason: The committee agreed with the proponent's reason statement. The modification makes it clear that all racks for merchandise and storage must be shown in order to do a complete and accurate plan review.

Assembly Action:

None

F357-13

Committee Action:

Approved as Submitted

The code change is contained in the [Updates to the 2013 Proposed Changes](http://www.iccsafe.org/cs/codes/Documents/2012-2014Cycle/Proposed-B/00-CompleteGroupB-MonographUpdates.pdf) posted on the ICC website. Please go to <http://www.iccsafe.org/cs/codes/Documents/2012-2014Cycle/Proposed-B/00-CompleteGroupB-MonographUpdates.pdf> for more information.

Committee Reason: The committee agreed with the proponent that the reorganization of this section clarifies the requirements and improves the usability of the text.

Assembly Action:

None

F358-13

The code change is contained in the [Updates to the 2013 Proposed Changes](http://www.iccsafe.org/cs/codes/Documents/2012-2014Cycle/Proposed-B/00-CompleteGroupB-MonographUpdates.pdf) posted on the ICC website. Please go to <http://www.iccsafe.org/cs/codes/Documents/2012-2014Cycle/Proposed-B/00-CompleteGroupB-MonographUpdates.pdf> for more information.

Committee Action:

Disapproved

Committee Reason: The disapproval was based on the committee's judgment that the proposal was not well crafted (incomplete sentences, missing section references, missing section titles) and duplicates many of the requirements of current Chapter 53.

Assembly Action:

None

F359-13

The code change is contained in the [Updates to the 2013 Proposed Changes](http://www.iccsafe.org/cs/codes/Documents/2012-2014Cycle/Proposed-B/00-CompleteGroupB-MonographUpdates.pdf) posted on the ICC website. Please go to <http://www.iccsafe.org/cs/codes/Documents/2012-2014Cycle/Proposed-B/00-CompleteGroupB-MonographUpdates.pdf> for more information.

Committee Action:

Approved as Submitted

Committee Reason: These more specific requirements on smoke alarm placement were seen as necessary in the IFC. NFPA 72 contains these requirements but most inspectors may not have access to these specific provisions. It was felt that approving this was consistent with other actions to put specific items from standards in the IFC. There was some concern with the proposed wording of 907.2.11.4 that it may be interpreted as requiring smoke alarms in occupancies not typically required to have smoke alarms. Specifically it may be interpreted that smoke alarms are required outside a shower area in a Group B occupancy.

Assembly Action:

None

F360-13

The code change is contained in the [Updates to the 2013 Proposed Changes](http://www.iccsafe.org/cs/codes/Documents/2012-2014Cycle/Proposed-B/00-CompleteGroupB-MonographUpdates.pdf) posted on the ICC website. Please go to <http://www.iccsafe.org/cs/codes/Documents/2012-2014Cycle/Proposed-B/00-CompleteGroupB-MonographUpdates.pdf> for more information.

Committee Action:

Approved as Modified

Modify proposal as follows:

908.7 (IBC [F] 908.7) Carbon monoxide alarms. Carbon monoxide alarms shall be installed in new buildings in accordance with Sections 908.7.1 through 908.7.7. Carbon monoxide alarms shall be installed in existing buildings in accordance with Section 1103.9.

908.7.1 (IBC [F] 908.7.1) Where required. Carbon monoxide alarms shall be provided in Group I-1, I-2, I-4, and R occupancies in the locations specified in 908.7.2 where any of the conditions in Sections 908.7.1.1 through 908.7.1.4 exist.

908.7.1.1 (IBC [F] 908.7.1.1) Fuel-burning appliances and fuel burning fireplaces. Carbon monoxide alarms shall be provided in dwelling units and sleeping units that contain a fuel-burning appliance or a fuel burning fireplace.

908.7.1.2 (IBC [F] 908.7.1.2) Forced air furnaces. Carbon monoxide alarms shall be provided in dwelling units and sleeping units served by a fuel-burning, forced air furnace.

908.7.1.3 (IBC [F] 908.7.1.3) Fuel burning appliances outside of dwelling units and sleeping units. Carbon monoxide alarms shall be provided in dwelling units and sleeping units located in buildings that contain fuel-burning appliances or fuel burning fireplaces.

Exception:

1. Carbon monoxide alarms shall not be required in dwelling units and sleeping units if there are no communicating openings between the fuel-burning appliance or fuel burning fireplace and the dwelling unit or sleeping unit.
2. Carbon monoxide alarms shall not be required in dwelling units and sleeping units if a carbon monoxide alarm is provided:
 - 2.1 In an approved location between the fuel burning appliance or fuel burning fireplace and the dwelling unit or sleeping unit, or
 - 2.2 On the ceiling of the room containing the fuel burning appliance or fuel burning fireplace.

908.7.1.4 (IBC [F]908.7.1.4) Private garages. Carbon monoxide alarms shall be provided in dwelling units and sleeping units in buildings with attached private garages.

Exceptions:

1. Carbon monoxide alarms shall not be required if there are no communicating openings between the private garage and the dwelling unit or sleeping unit.
2. Carbon monoxide alarms shall not be required in dwelling units and sleeping units located more than one story above or below a private garage.
3. Carbon monoxide alarm shall not be required if the private garage connects to the building through an open-ended corridor.

908.7.1.4.1 (IBC [F]908.7.1.4.1) Exempt garages. For determining compliance with Section 908.7.1.4, an *open parking garage*, complying with Section 406.5 of the *International Building Code*, or an *enclosed parking garage* complying with Section 406.6 of the *International Building Code* shall not be considered a private garage.

908.7.2 (IBC [F]908.7.2) Locations. Where required by Section 908.7.1, carbon monoxide alarms shall be installed in the locations specified in Sections 908.7.2.1 through 908.7.2.2.

908.7.2.1 (IBC [F]908.7.2.1) Dwelling units. Carbon monoxide alarms shall be installed in dwelling units outside of each separate sleeping area in the immediate vicinity of the bedrooms. Where a fuel-burning appliance is located within a bedroom or its attached bathroom, a carbon monoxide alarm shall be installed within the bedroom.

908.7.2.2 (IBC [F]908.7.2.2) Sleeping units. Carbon monoxide alarms shall be installed in sleeping units.

Exception: Carbon monoxide alarms shall be allowed to be installed outside of each separate sleeping area in the immediate vicinity of the sleeping unit where the sleeping unit or its attached bathroom do not contain a fuel burning appliance and are not served by a forced air furnace.

908.7.3 (IBC [F]908.7.3) Power source. Carbon monoxide alarms shall receive their primary power from the building wiring where such wiring is served from a commercial source, and when primary power is interrupted, shall receive power from a battery. Wiring shall be permanent and without a disconnecting switch other than that required for overcurrent protection.

Exception: Where installed in buildings without commercial power, battery powered carbon monoxide alarms shall be an acceptable alternative.

908.7.4 (IBC [F]908.7.4) Listings. Carbon monoxide alarms shall be listed in accordance with UL 2034.

908.7.5 (IBC [F]908.7.5) Combination alarms. Combination carbon monoxide/smoke alarms shall be an acceptable alternative to carbon monoxide alarms. Combination carbon monoxide/smoke alarms shall be listed in accordance with UL 2034 and UL 217.

908.7.6 (IBC [F]908.7.6) Carbon monoxide detection systems. Carbon monoxide detection systems shall be an acceptable alternative to carbon monoxide alarms and shall comply with Sections 908.7.6.1 through 908.7.6.3.

908.7.6.1 (IBC [F]908.7.6.1) General. Carbon monoxide detection systems shall comply with NFPA 720. Carbon monoxide detectors shall be listed in accordance with UL 2075.

908.7.6.2 (IBC [F]908.7.6.2) Locations. Carbon monoxide detectors shall be installed in the locations specified in Section 908.7.2. These locations supersede the locations specified in NFPA 720.

908.7.6.3 (IBC [F]908.7.6.3) Combination detectors. Combination carbon monoxide/smoke detectors installed in carbon monoxide detection systems shall be an acceptable alternative to carbon monoxide detectors, provided they are listed in accordance with UL 2075 and UL 268.

908.7.7 Maintenance. Carbon monoxide alarms and carbon monoxide detection systems shall be maintained in accordance with NFPA 720. Carbon monoxide alarms and carbon monoxide detectors that become inoperable or begin producing end-of-life signals shall be replaced.

1103.9 Carbon monoxide alarms. Existing Group I-1, I-2, I-4 and R occupancies shall be provided with carbon monoxide alarms in accordance with Section 908.7, except that the carbon monoxide alarms shall be allowed to be solely battery powered.

Add new definition as follows:

**SECTION 202
GENERAL DEFINITIONS**

[B] PRIVATE GARAGE. A building or portion of a building in which motor vehicles used by the tenants of the building or buildings on the premises are stored or kept, without provisions for repairing or servicing such vehicles for profit

Committee Reason: The proposal was approved as the requirements associated with the more specific hazards within a building have been clarified. In addition, the placement of the CO alarms and CO detectors, where applicable, are more clearly specified. Previously the provisions were difficult to enforce. The modification simply added Group I-2 occupancies as it was requested that such occupancies be provided the same protection. The original provisions stated Group I occupancies which intended to address Group I-2.

Assembly Action: **None**

F361-13

The following proposal is an errata that was not posted to the ICC website.

**F361 – 13
3204.2**

Proponent: Elley Klausbruckner representing Klausbruckner & Associates Inc (ek@klausbruckner.com)

Revise as follows:

3204.2 Designation based on engineering analysis. The designation of a *high-piled combustible storage* area, or portion thereof, is allowed to be based on a lower hazard class than that of the highest class of commodity stored when a limited quantity of the higher hazard commodity has been demonstrated by engineering analysis to be adequately protected by the *automatic sprinkler system* provided. The engineering analysis shall consider the ability of the sprinkler system to deliver the higher density required by the higher hazard commodity. The higher density shall be based on the actual storage height of the pile or rack and the minimum allowable design area for sprinkler operation as set forth in the density/area figures provided in NFPA 13. The contiguous area occupied by the higher hazard commodity shall not exceed 120 square feet (11 m²) and additional areas of higher hazard commodity shall be separated from other such areas by 25 feet (7620 mm) or more. The sprinkler system shall be capable of delivering the higher density over a minimum area of 900 square feet (84 m²) for wet pipe systems and 1,200 square feet (111 m²) for dry pipe systems. The shape of the design area shall be in accordance with Section 903. Where the maximum storage height is less than 12 feet (3658 mm) in height, Miscellaneous Storage density requirements in NFPA 13 are permitted for the application of the higher density.

Reason: NFPA 13 has special provisions and tables for storage of miscellaneous storage, while IFC terminology and requirement includes limited amounts of "higher hazard commodity". By adding this language it allows the user to use the miscellaneous storage tables [i.e. for storage of ≤12' in height] to the 900 sq ft areas requiring the higher density. Even though the language for "higher hazard commodity" does not exactly match the "Miscellaneous Storage" definitions in NFPA 13 this change allows for more flexibility for storage heights of 12' or less in choosing an appropriate design density.

Cost Impact:

Committee Action:

Disapproved

Committee Reason: There was concern with varying from the requirements of NFPA 13 and lack of data to support the change. Also, there was concern that the storage height for high hazard commodities of 6 feet should coordinate with the proposal.

Assembly Action:

None

**2013 PROPOSED CHANGES TO THE
INTERNATIONAL BUILDING
CODE - GENERAL
HEARING RESULTS**
(Heard by IFC Code Committee)

G1-13

Committee Action: **Disapproved**

Committee Reason: The disapproval was based on the committee's judgment that the materials in question do constitute a sufficient enough hazard to warrant a Group H occupancy group classification even though many of the IFC safeguards are not applicable.

Assembly Action: **None**

G2-13

Committee Action: **Disapproved**

Committee Reason: The disapproval was based on the committee's concern that unlimited quantities of fireworks could exist in a Group M occupancy. The committee also felt that the lack of experience with NFPA 1124's fuse cover requirements is problematic and that some products, such as aerial shots, if ignited, could exceed the parameters of the testing that was done and cited in the reason statement.

Assembly Action: **None**

G3-13

Committee Action: **Approved as Submitted**

Committee Reason: The committee agreed with the proponent that the code change clarifies and brings the section into conformance with established code style.

Assembly Action: **None**

G4-13

Committee Action: **Approved as Submitted**

Committee Reason: The committee approved the code change based on the proponent's reason statement.

Assembly Action: **None**

G5-13

Committee Action: **Approved as Submitted**

Committee Reason: The committee agreed with the proponent that the code change clarifies that ventilation may be required when hazardous materials are handled regardless of whether the activity is located in a Group H occupancy. It also improves correlation with the IMC on this subject.

Assembly Action: **None**

G6-13

Committee Action: **Disapproved**

Committee Reason: While the committee generally agreed with the code change, the disapproval was based on the committee's judgment that there are several sections included in the proposal that should remain in Section 414.

Assembly Action: **None**

G7-13

Committee Action: **Approved as Submitted**

Committee Reason: The committee agreed with the proponent that the code change deletes an unneeded and confusing reference to nonexistent requirements in the IFC which does not use the term "monitor control equipment".

Assembly Action: **None**

G8-13

Committee Action: **Approved as Submitted**

Committee Reason: The committee approved the code change based on the proponent's reason statement.

Assembly Action: **None**

G9-13

Committee Action: **Disapproved**

Committee Reason: The disapproval was based on the fact that the critical phrase "...used for no other purpose..." does not appear in the definition so the proponent's premise that the definition can substitute for the stricken code text is incorrect.

Assembly Action: **None**

G10-13

Committee Action: **Approved as Submitted**

Committee Reason: The committee agreed with the proponent that in this case it is appropriate for the detached building definition to replace the stricken code text.

Assembly Action: **None**

G11-13

Committee Action: **Disapproved**

Committee Reason: The disapproval was based on the committee's judgment that the proposal lacked technical justification and that it was too all-inclusive so as to prohibit the use of other proven acceptable materials of construction, such as wood. Additionally, Section 415.7 and its subsections' applicability is scoped to Group H-2 and H-3 only.

Assembly Action: **None**

G12-13

Committee Action:

Approved as Submitted

Committee Reason: The committee approved the code change based on the proponent's reason statement and that the revision recognizes changes in HPM technology since the deleted text was implemented.

Assembly Action:

None

G13-13

Committee Action:

Disapproved

Committee Reason: The disapproval was based on the proponent's request for disapproval so he can submit a public comment to rearrange the text regarding joint taping.

Assembly Action:

None

G14-13

Committee Action:

Approved as Modified

Modify the proposal as follows:

IBC SECTION 421 HYDROGEN FUEL GAS ROOMS

[F] 421.1 General. Where required by the *International Fire Code*, hydrogen fuel gas rooms shall be designed and constructed in accordance with Sections 421.1 through 421.8.

[F] 421.2 Definitions. The following terms are defined in Chapter 2:

GASEOUS HYDROGEN SYSTEM.

HYDROGEN FUEL GAS ROOM.

[F] 421.3 Location. Hydrogen fuel gas rooms shall not be located below grade.

[F] 421.4 Design and construction. Hydrogen fuel gas rooms not classified as Group H shall be separated from other areas of the building in accordance with Section 509.1.

[F] 421.4.1 Pressure control. Hydrogen fuel gas rooms shall be provided with a ventilation system designed to maintain the room at a negative pressure in relation to surrounding rooms and spaces.

[F] 421.4.2 Windows. Operable windows in interior walls shall not be permitted. Fixed windows shall be permitted where in accordance with Section 716.

[F] 421.5 Exhaust Ventilation. Hydrogen fuel gas rooms shall be provided with mechanical exhaust ventilation in accordance with the applicable provisions of Section 502.16.1 of the *International Mechanical Code*.

[F] 421.6 Gas detection system. Hydrogen fuel gas rooms shall be provided with an approved flammable gas detection system in accordance with Sections 421.6.1 through 421.6.4.

[F] 421.6.1 System design. The flammable gas detection system shall be listed for use with hydrogen and any other flammable gases used in the hydrogen fuel gas room. The gas detection system shall be designed to activate when the level of flammable gas exceeds 25 percent of the lower flammability limit (LFL) for the gas or mixtures present at their anticipated temperature and pressure.

[F] 421.6.2 Gas detection system components. Gas detection system control units shall be listed and labeled in accordance with UL 864 or UL 2017. Gas detectors shall be listed and labeled in accordance with UL 2075 for use with the gases and vapors being detected.

[F] 421.6.3 Operation. Activation of the gas detection system shall result in all of the following:

1. Initiation of distinct audible and visual alarm signals both inside and outside of the hydrogen fuel gas room.
2. Activation of the mechanical exhaust ventilation system.

[F] 421.6.4 Failure of the gas detection system. Failure of the gas detection system shall result in activation of the mechanical exhaust ventilation system, cessation of hydrogen generation and the sounding of a trouble signal in an approved location.

[F] 421.7 Explosion control. Explosion control shall be provided where required by Section [F] 414.5.1. Mechanical ventilation and gas detection systems shall be connected to a standby power system in accordance with Chapter 27.

**IBC TABLE 509.1
INCIDENTAL USES**

ROOM OR AREA	SEPARATION AND/OR PROTECTION
Hydrogen <u>fuel</u> gas rooms, not classified as Group H	1 hour in Group B, F, M, S and U occupancies; 2 hours in Group A, E, I and R occupancies.

(Portions of table not shown remain unchanged)

**IBC SECTION 202
DEFINITIONS**

[F] HYDROGEN FUEL GAS ROOM. A room or space that is intended exclusively to house a gaseous hydrogen system.

Add new IFC text as follows:

**SECTION 5808
HYDROGEN FUEL GAS ROOMS**

5808.1 General. Where required by this code, hydrogen fuel gas rooms shall be designed and constructed in accordance with Sections 5808.1 through 5808.7 and the *International Building Code*.

5808.2 Location. Hydrogen fuel gas rooms shall not be located below grade.

5808.3 Design and construction. Hydrogen fuel gas rooms not exceeding the maximum allowable quantities in Table 5003.1.1(1) shall be separated from other areas of the building in accordance with Section 509.1 of the *International Building Code*.

5808.3.1 Pressure control. Hydrogen fuel gas rooms shall be provided with a ventilation system designed to maintain the room at a negative pressure in relation to surrounding rooms and spaces.

5808.3.2 Windows. Operable windows in interior walls shall not be permitted. Fixed windows shall be permitted where in accordance with Section 716 of the *International Building Code*.

5808.4 Exhaust Ventilation. Hydrogen fuel gas rooms shall be provided with mechanical exhaust ventilation in accordance with the applicable provisions of Section 502.16.1 of the *International Mechanical Code*.

5808.5 Gas detection system. Hydrogen fuel gas rooms shall be provided with an approved flammable gas detection system in accordance with Sections 5808.5.1 through 5808.5.4.

5808.5.1 System design. The flammable gas detection system shall be listed for use with hydrogen and any other flammable gases used in the hydrogen fuel gas room. The gas detection system shall be designed to activate when the level of flammable gas exceeds 25 percent of the lower flammability limit (LFL) for the gas or mixtures present at their anticipated temperature and pressure.

5808.5.2 Gas detection system components. Gas detection system control units shall be listed and labeled in accordance with UL 864 or UL 2017. Gas detectors shall be listed and labeled in accordance with UL 2075 for use with the gases and vapors being detected.

5808.5.3 Operation. Activation of the gas detection system shall result in all of the following:

1. Initiation of distinct audible and visual alarm signals both inside and outside of the hydrogen fuel gas room.
2. Activation of the mechanical exhaust ventilation system.

5808.5.4 Failure of the gas detection system. Failure of the gas detection system shall result in activation of the mechanical exhaust ventilation system, cessation of hydrogen generation and the sounding of a trouble signal in an approved location.

5808.6 Explosion control. Explosion control shall be provided where required by Section 911.

5808.7 Standby power. Mechanical ventilation and gas detection systems shall be connected to a standby power system in accordance with Chapter 6.

Add new IFC definition as follows:

**IFC SECTION 202
DEFINITIONS**

GASEOUS HYDROGEN SYSTEM. An assembly of piping, devices and apparatus designed to generate, store, contain, distribute or transport a nontoxic, gaseous hydrogen containing mixture having at least 95-percent hydrogen gas by volume and not more than 1-percent oxygen by volume. Gaseous hydrogen systems consist of items such as *compressed gas* containers, reactors and appurtenances, including pressure regulators, pressure relief devices, manifolds, pumps, compressors and interconnecting piping and tubing and controls.

HYDROGEN FUEL GAS ROOM. A room or space that is intended exclusively to house a *gaseous hydrogen system*.

Revise as follows:

5802.1 Definitions. The following terms are defined in Chapter 2:

**FLAMMABLE GAS.
FLAMMABLE LIQUEFIED GAS.
GASEOUS HYDROGEN SYSTEM.
HYDROGEN FUEL GAS ROOM.
METAL HYDRIDE.
METAL HYDRIDE STORAGE SYSTEM.**

Committee Reason: The committee agreed with the proponent's reason statement that the code change provides needed revisions to the IBC and the addition of requirements in the IFC on emergent hydrogen fuel technology. Approval is also consistent with committee action on related code changes F254-13, F256-13 and F303-13. The modification sets hydrogen fuel gas rooms apart from the currently defined gas room. It was pointed out by the committee that new IFC Section 5808.5.3 should be reviewed for possible violation of the Americans with Disabilities Act (ADA).

Assembly Action: **None**

G15-13

Committee Action: **Approved as Submitted**

Committee Reason: The committee approved the code change based on the proponent's reason statement and it agreed that the revised approach to combustible dust hazards is more reasonable, especially for grain facilities located in rural areas.

Assembly Action: **None**

G16-13

Committee Action: **Approved as Submitted**

Committee Reason: The committee approved the code change based on the its approval of code changes F43-13, Parts I, II and III.

Assembly Action: **None**

G17-13

Committee Action: **Approved as Submitted**

Committee Reason: The committee approved the code change based on the proponent's reason statement and agreed that the proposal brings needed clarity to the emergency and standby power requirements for hazardous materials by removing a closed cross reference within the IBC and deleting redundant text.

Assembly Action: **None**

**2013 PROPOSED CHANGES TO THE
INTERNATIONAL FUEL GAS CODE
(*Heard by IFC Code Committee*)
HEARING RESULTS**

FG1-13

Committee Action:

Disapproved

Committee Reason: The disapproval was based on the fact that the 2013 edition of NFPA 52 limits the residential fueling rate to 5 scfm which is being deleted from Section 413.2.3 without a compelling reason being offered; this would put the code at odds with the standard and create enforcement problems. It was also noted that the proposal is based in part upon future standards that are still under development. The committee was not prepared to approve the proposal on a "leap of faith" as suggested.

Assembly Action:

None

**2013 PROPOSED CHANGES TO THE
INTERNATIONAL MECHANICAL CODE
(*Heard by IFC Code Committee*)
HEARING RESULTS**

M1-13

Committee Action:

Approved as Submitted

Committee Reason: The committee's approval was based on the fact that the code change will improve firefighter safety because it provides important hazard information for hazard signage that will be posted in accordance with IFC Section 606.7 and IMC Section 1106.6.

Assembly Action:

None

**2013 PROPOSED CHANGES TO THE
INTERNATIONAL PLUMBING CODE
(*Heard by IFC Code Committee*)
HEARING RESULTS**

P1-13

Committee Action:

Approved as Submitted

Committee Reason: The committee agreed with the proponents that the code change corrects the IPC reference to reflect that the former extracted chapter document NFPA 99C is no longer published as a separate document but is now included only in the larger standard, NFPA 99.

Assembly Action:

None

2013 PROPOSED CHANGES TO THE INTERNATIONAL PROPERTY MAINTENANCE CODE

INTERNATIONAL PROPERTY MAINTENANCE CODE COMMITTEE

Thomas Hall, CBO, Chair

Code Administrator
City of Wauseon
Wauseon, OH

Richard G. Lambert – Vice Chair

Building Inspector
City of Saco
Saco, ME

Jeremiah B. Anderson

Rep: Minnesota Association of Housing
Code Officials
Property Maintenance Inspector
City of Mounds View
Mounds View, MN

Thomas D. Culp, Ph.D

President
Birch Point Consulting LLC
La Crosse, WI

Sean P. Farrell

Rep: Virginia Bldg and Code Officials
Association
Code Compliance Supervisor
Prince William County
Prince William, VA

William V. Funk, Jr., MCP

Chief Inspector
Cecil County Government
Elkton, MD

Sherri Johnston

Rep: American Association of Code
Enforcement
Code Enforcement Manager/AACE Ambassador-at-Large
City of Mesquite
Mesquite, TX

Jane Malone

Director of Policy
National Center for Healthy Housing
Washington, DC

Kirk Nagle

Permit Coordinator
City of Arvada
Arvada, CO

Ronald (Ron) Reynolds, CBO

Rep: National Association of State Fire Marshals
State Fire Marshal Deputy
Virginia State Fire Marshal's Office
Glen Allen, VA

Tim Spear

Property Maintenance Inspector
City of Champaign
Champaign, IL

Gerard Wessels, CBO

Program Manager II
City of St. Louis Building Division
Saint Louis, MO

Staff Secretariat:

Ed Wirtschoreck, LA

Manager, Standards
International Code Council
Country Club Hills, IL

**INTERNATIONAL PROPERTY MAINTENANCE CODE
REPORT OF THE COMMITTEE ACTION HEARING
RESULTS**

PM1-13

Committee Action:

Approved as Submitted

Committee Reason: The committee agreed that providing a definition describing cost of demolition or repairs was helpful for smaller jurisdictions that do not have the ability to get legislation approved that covers this. Further, this definition would help to protect the general public within the jurisdiction from paying for these costs.

Assembly Action:

None

PM2-13

Committee Action:

Approved as Modified

Modify the proposal as follows:

HISTORIC BUILDING. Any building or structure that is one or more of the following:

1. Listed, or certified as eligible for listing by the State Historic Preservation Officer or the Keeper of the National Register of Historic Places, in the National Register of Historic Places
2. Designated as historic under an applicable state or local law; or
3. Certified as a contributing resource within a National Register ~~listed~~ state designated, or locally designated historic district.

Committee Reason: The committee agreed that adding this definition to the IPMC, which also exists in the IEBC and the IECC, was appropriate for consistency between I-codes and based on the fact that the IPMC deals with existing building stock. Further, the definition provides a specific list of qualifications to make enforcement and compliance more understandable. The modification, which adds "state designated" historic district is more specific because historic districts can be designated at the state level.

Assembly Action:

None

PM3-13

Committee Action:

Disapproved

Committee Reason: The committee felt the proposed revisions to the definition were ambiguous, in that the list of insects was incomplete. Further, they agreed that "visible" residue or debris did not necessarily indicate an infestation.

Assembly Action:

None

PM4-13

Committee Action: **Disapproved**

Committee Reason: The committee agreed that the proposed definition was too vague and therefore unenforceable for the following reasons; the amount of mold and what kind of mold is not indicated; the amount of rubbish accumulation was not identified.

Assembly Action: **None**

PM5-13

Committee Action: **Disapproved**

Committee Reason: The committee felt that the code official would more than likely have no data to determine whether or not the fire classification of the roof was reduced, and therefore the proposed revision is unenforceable.

Assembly Action: **None**

PM6-13

For staff analysis of the content of EPA 40 CFR745 relative to CP#28, Section 3.6, please visit: <http://www.iccsafe.org/cs/codes/Documents/2012-2014Cycle/Proposed-B/00-CompleteGroupB-MonographUpdates.pdf>

Committee Action: **Disapproved**

Committee Reason: The committee was concerned that code officials would not have the qualifications or certifications to determine compliance with these lead based paint work practices. Further, as written the proposal expands the scope of the proposed CFR standard in that the standard excludes schools and adult day care facilities. The committee suggests aligning the proposed code text with the standard scope. Lastly, there was some concern that the standard was not promulgated using a consensus process.

Assembly Action: **None**

PM7-13

Committee Action: **Disapproved**

Committee Reason: Similar to PM5, the committee felt that the proposed requirements would be unenforceable based on lack of data regarding the fire classification of the existing construction. Further, these requirements would be more appropriately located in Chapter 7 of the IPMC.

Assembly Action: **None**

PM8-13

Committee Action: **Disapproved**

Committee Reason: The committee agreed that this was not a property maintenance issue, but rather a construction issue. Further, as written, the language did not allow for temporary enclosure of open parking garages, which may be necessary for certain alterations.

Assembly Action: **None**

PM9-13

Committee Action: **Disapproved**

Committee Reason: The committee disapproved this proposal for the following reasons; no benchmarks were provided for a code official to determine excessive levels of moisture, discoloration, decay, mold, mildew, etc.;

test methods should be provided that determine these levels; the code official should not be responsible for making these determinations.

Assembly Action: **None**

PM10-13

Committee Action: **Disapproved**

Committee Reason: The committee felt that the proposed commissioning requirements were too broad and would be difficult for the code official to determine compliance. Further, these provisions do not belong in a maintenance code. A more appropriate location for these would be either the IECC or the IgCC.

Assembly Action: **None**

PM11-13

Committee Action: **Disapproved**

Committee Reason: The committee felt that making the requirements in the IRC applicable for all existing stairs would be impractical and too restrictive for all existing structures. Also, the 42 inch maximum allowance for handrails is important to retain as many existing buildings are built to this standard.

Assembly Action: **None**

PM12-13

Committee Action: **Disapproved**

Committee Reason: Similar to PM10, the committee felt these requirements were too broad and that using "average" data could cause unintended problems, based on annual variations affecting source energy use intensities (sEUI's).

Assembly Action: **None**

Analysis: This code change proposal goes beyond the scope of the IPMC by adding retroactive energy conservation requirements to the code. If a public comment for "approval as submitted" or "approval as modified" is successful during the public comment hearings the result will be limited to an advisory recommendation to the ICC Board of Directors who will determine the final disposition on this proposed change.

PM13-13

This code change was heard by the IFC code development committee.

Committee Action: **Disapproved**

Committee Reason: The disapproval was based on the committee's concerns that the proposal would not require that the net clear opening size of the emergency escape and rescue opening be maintained, that smoke alarms are only required in residential dwelling or sleeping units and that it was unclear whether emergency escape and rescue openings could be covered with bars or grilles.

Assembly Action: **None**

PM14-13

This code change was heard by the IFC code development committee.

Committee Action: **Approved as Submitted**

Committee Reason: The proposal was approved as it provides the necessary signage for the location of the Fire Department Connections (FDC). Many existing buildings have FDCs that are not easily located without such signage.

Assembly Action: **None**

PM15-13

This code change was heard by the IFC code development committee.

Committee Action: **Approved as Submitted**

Committee Reason: The committee approved this proposal as it is consistent and correlates with the action taken on F359-13.

Assembly Action: **None**

PM16-13

Committee Action: **Disapproved**

Committee Reason: The committee felt that this mandate would be too broad as it would affect a large majority of existing buildings. The expense for building owners and the enforceability requirements for code officials would be too great.

Assembly Action: **None**

PM17-13

Committee Action: **Disapproved**

Committee Reason: The committee felt that the requirements would conflict with similar requirements in other codes, and the IPMC. Court processing is different between this proposal and the IPMC mandatory requirements and over time this difference can become larger based on code change activity that may not be coordinated between the two. Revisions to the mandatory requirements currently in the IPMC should be made rather than inserting an appendix.

Assembly Action: **None**

PM18-13

Committee Action: **Disapproved**

Committee Reason: The committee felt that code officials currently do not have the training or certification to competently enforce these provisions. Further, where specifically adopted by a jurisdiction this could place undue costs on building owners.

Assembly Action: **None**

2013 PROPOSED CHANGES TO THE INTERNATIONAL RESIDENTIAL CODE - BUILDING

INTERNATIONAL RESIDENTIAL CODE – BUILDING COMMITTEE

Kris Bridges, CBO –Chair

Deputy Building Official
City of Martinsville, Inspections
Martinsville, VA 24114-1112

**Dwight “Sonny” Richardson, Jr. –
Vice Chair**

President
Richardson Home Builders, Inc.
Tuscaloosa, AL 35405-9413

Chip Dence

Rep: National Association of Home
Builders
Owner/Partner
East End Builders
Victoria, TX 77901-7038

Helen K. DiFate, AIA

President
DIFATE GROUP PC
St. Louis, MO 63105-3810

Robert Eugene

Senior Regulatory Engineer
UL LLC
Newport, WA 99150-9350

Kevin W. Ezell, CCI

Code Enforcement Officer
Town of Dryden
Dryden, NY 13053

Bob Gardner

Building Inspection Supervisor
City of Thornton
Thornton, CO 80229-4326

Autumn Michelle Hartsoe, CBO

Plans Examiner
City of Goodyear, Arizona
Goodyear, AZ 85338

Rick Lupton

Engineering & Technical Codes
Manager
City of Seattle, Department of Planning
& Development
Seattle, WA 98124-4019

Randall K. Melvin

Rep: National Association of Home
Builders
Director, Research and Codes
Winchester Homes, Inc.
Bethesda, MD 20817

Alan G. Steinle, PE

Rep: National Council of Structural
Engineers Associations
Vice President of Structural Engineering
Steinle Construction Engineers
A Division of VanDemark & Lynch, Inc
Wilmington, DE 19802

Billy Ward

Rep: National Association of Home
Builders
Owner
Champion Builders LLC
Port Allen, LA 70767

Staff Secretariats:

Larry Franks, P.E., CBO

Senior Staff Engineer
International Code Council
Birmingham, AL 35213-1206

Allan Bilka, RA

Senior Staff Architect
International Code Council
Chicago District Office
Country Club Hills, IL 60478

**INTERNATIONAL RESIDENTIAL CODE
REPORT OF THE COMMITTEE ACTION HEARING
RESULTS**

RB1-13

Committee Action: **Approved as Submitted**

Committee Reason: The committee approved this proposed code change because they felt that the proposal identifies live/work units as they are allowed in the International Residential Code and clarifies the intent of the exception.

Assembly Action: **None**

RB2-13

Committee Action: **Disapproved**

Committee Reason: The committee felt this change is not needed. The existing language on performance is already consistent with the IBC and IEBC.

Assembly Action: **None**

RB3-13

Committee Action: **Approved as Submitted**

Committee Reason: Approval was based upon the proponent's published reason.

Assembly Action: **None**

RB4-13

Committee Action: **Disapproved**

Committee Reason: The committee disapproved this code change proposal because they felt that it substantially changes the description of a historic building in a manner that puts it in the hands of the federal government, which is the wrong direction.

Assembly Action: **None**

RB5-13

Committee Action: **Disapproved**

Committee Reason: Requiring a permit has the potential for unintended consequences of delay action before a storm. Could be further delay if a permit is required for WSP. The local jurisdiction can decide if a permit is required for this protective system.

Assembly Action: **None**

RB6-13

Committee Action: **Approved as Submitted**

Committee Reason: The committee approved this proposed code change because they felt that it is possible to have the same condition that is regulated by this code section on decks of any size.

Assembly Action: **None**

RB7-13

Committee Action: **Approved as Submitted**

Committee Reason: The committee approved this proposed code change because they felt that it makes it very clear that, when a braced wall is used, certain information is required.

Assembly Action: **None**

RB8-13

Committee Action: **Disapproved**

For staff analysis of the content of U.S. EPA 40 CFR 745 relative to CP#28, Section 3.6, please visit: <http://www.iccsafe.org/cs/codes/Documents/2012-2014Cycle/Proposed-B/00-CompleteGroupB-MonographUpdates.pdf>

Committee Reason: The committee disapproved this proposed code change because they felt that the requirements dealing with lead are federal and should remain in that domain. All federal requirements do not belong in the code.

Assembly Action: **None**

RB9-13

Committee Action: **Disapproved**

Committee Reason: The committee disapproved this code change proposal because they felt it will create a tremendous hardship for contractors and will cause delays in construction. The code official is often not available in a timely manner to make inspections. This will also create significant additional costs. Furthermore, this is a local issue more than it is an issue for the code.

Assembly Action: **None**

RB10-13

Committee Action: **Approved as Submitted**

Committee Reason: The committee approved this proposed code change because they felt that it was appropriate to allow the authority having jurisdiction to make their own determination as to what an accessory structure is.

Assembly Action: **None**

RB11-13

Committee Action: **Disapproved**

Committee Reason: The committee disapproved this proposed code change because they felt that the square foot area and height limits are intended to maintain a lesser mass that is appropriate for an accessory structure, and to coordinate with previous committee action on ADM2.

Assembly Action: **None**

RB12-13

Committee Action: **Disapproved**

Committee Reason: The committee disapproved this code change proposal because they felt that the term "top story" needs to be maintained for clarity purposes.

Assembly Action: **None**

RB13-13

Committee Action: **Approved as Submitted**

Committee Reason: The proposal makes the definition more clear.

Assembly Action: **None**

RB14-13

Committee Action: **Approved as Submitted**

Committee Reason: This proposal is the same as RB13 so the reason or approval is the same.

Assembly Action: **None**

RB15-13

Committee Action: **Disapproved**

Committee Reason: The committee disapproved this code change proposal because they felt that a) the proponent has not given a clear reason for the distinction between decks and balconies and b) because there is no good reason for these provisions to change back and forth in each edition of the code.

Assembly Action: **None**

RB16-13

Committee Action: **Approved as Modified**

Modify the proposal as follows:

R202 DEFINITIONS

CONDITIONED SPACE. ~~For energy purposes, space within a building that is provided with heating and/or cooling equipment or systems capable of maintaining, through design or heat loss/gain, 60°F (10°C) during the heating season and 85°F (29°C) during the cooling season, or communicates directly with a conditioned space.~~ For mechanical purposes, An area, room or space that is enclosed within the building thermal envelope and that is directly heated or cooled or that is indirectly heated or cooled. Spaces are indirectly heated or cooled where they communicate thru openings with conditioned spaces, where they are separated from conditioned spaces by un-insulated walls, floors or ceilings or where they contain un-insulated ducts, piping or other sources of heating or cooling.

Committee Reason: Approval was based upon the proponent's published reason. The modification will align the definition with the 2015 IMC and proposals submitted for the IRC and IECC.

Assembly Action: **None**

RB17-13

The following is errata that was not posted to the ICC website.

Replace proposal as follows:

RB17 – 13
R202

Proponent: Michael S. Moss, American Backflow Prevention Association (msmoss@utah.gov)

Revise as follows:

R202 DEFINITIONS

CONTAMINATION. A high hazard or health hazard impairment of the quality of the potable water that creates an actual hazard to the public health through poisoning or through the spread of disease by sewage, industrial fluids or waste.

Reason: The code does not define “high hazard” or health hazard, however, the term is used as a footnote for Table 608.1. This terminology is required to more correctly determine the type of backflow prevention assembly, backflow prevention device, means or method which is required for the protection of the water system to ensure protection of public health.

Cost Impact: The code change proposal will not increase the cost of construction.

Committee Action: **Approved as Submitted**

Committee Reason: The proposal adds needed clarity to the code.

Assembly Action: **None**

RB18-13

Committee Action: **Approved as Submitted**

Committee Reason: Approval was based upon the proponent’s published reason.

Assembly Action: **None**

RB19-13

Committee Action: **Approved as Submitted**

Committee Reason: This change brings the definition into alignment with ASTM C1154-06 and the IBC committee action of Group A.

Assembly Action: **None**

RB20-13

Committee Action: **Approved as Submitted**

Committee Reason: Approval was based upon the proponent’s published reason.

Assembly Action: **None**

RB21-13

Committee Action: **Approved as Submitted**

Committee Reason: Approval was based upon the proponent's published reason.

Assembly Action: **None**

RB22-13

Committee Action: **Approved as Submitted**

Committee Reason: This provides the definition consistent with the committee's action on RB352-13.

Assembly Action: **None**

RB23-13

Committee Action: **Disapproved**

Committee Reason: This definition is not needed since the term is not used in the IRC. Also, there are alternate means other than testing that could be used.

Assembly Action: **None**

RB24-13

Committee Action: **Approved as Submitted**

Committee Reason: This change expands the definition to include architectural cast stone.

Assembly Action: **None**

RB25-13

Committee Action: **Approved as Submitted**

Committee Reason: The proposal is consistent with the IMC.

Assembly Action: **None**

RB26-13

Committee Action: **Approved as Submitted**

Committee Reason: Approval was based upon the proponent's published reason.

Assembly Action: **None**

RB27-13

Committee Action: **Approved as Submitted**

Committee Reason: Approval was based upon the proponent's published reason.

Assembly Action: **None**

RB28-13

Committee Action:

Approved as Submitted

Committee Reason: The proposal was approved because this same revised language was approved for the 2015 IPC. This definition between the IRC and IPC should be consistent.

Assembly Action:

None

RB29-13

Committee Action:

Approved as Submitted

Committee Reason: This definition along with the contamination definition of RB28 is needed for proper selection of backflow preventers.

Assembly Action:

None

RB30-13

Committee Action:

Approved as Modified

Modify the proposal as follows:

SHINGLE FASHION. A method of installing roof or wall coverings, water-resistive barriers, flashing, or other building components such that upper layers of material are placed overlapping lower layers of material to provide for drainage and protect against water intrusion at unsealed penetrations and joints or in combination with sealed joints via gravity and moisture control.

Committee Reason: This adds a needed and important definition. This is consistent with the action for the IBC in Group A. The modification clarifies what the method is protecting against.

Assembly Action:

None

RB31-13

Committee Action:

Approved as Submitted

Committee Reason: The committee approved this proposed code change because they felt that it is a good definition that does not require a center column and, thereby, also allows design flexibility.

Assembly Action:

None

RB32-13

Committee Action:

Approved as Submitted

Committee Reason: Because the term is used many times throughout the code, this definition is needed.

Assembly Action:

None

RB33-13

Committee Action:

Committee Reason: This proposal is the same as RB32 so the same reason for this one.

Assembly Action:

None

RB34-13

Committee Action: **Disapproved**

Committee Reason: The committee disapproved this code change proposal because they felt that a) it was related to a FEEMA construction manual rewrite that created confusion between experts, b) because removing this language would create additional confusion and c) the extra engineering that may be required by this proposal would add to the cost of construction.

Assembly Action: **None**

RB35-13

Committee Action: **Disapproved**

Committee Reason: The committee disapproved this code change proposal because they felt that the proposal is not complete, is too narrow and is in conflict with the wood frame construction manual and parts of the International Building Code. Manufacturers and industry need to coordinate requirements and bring back this proposal with improvements.

Assembly Action: **None**

RB36-13

Committee Action: **Disapproved**

Committee Reason: The committee disapproved this code change proposal because they felt that the proposal needs limits on its application. This could be addressed in the public comment period. It would be preferable to better describe what the designer is required to approve. "Approve" is a term that is defined in the code and is associated with determinations that the code official makes. This proposal, as written, could lead to design professionals approving other design professional's drawings. The International Residential Code has evolved to address many of the needs that this proposal attempted to address.

Assembly Action: **None**

RB37-13

Committee Action: **Disapproved**

Committee Reason: The committee disapproved this code change proposal because they felt that, based on testimony at the hearings, the change is not widely supported by the engineering and scientific communities. It is important to be consistent with the International Building Code and this proposal is not.

Assembly Action: **None**

RB38-13

Committee Action: **Disapproved**

Committee Reason: The committee disapproved this code change proposal because of potential conflicts if proposal RB39 does not pass at the Public Comment Hearings.

Assembly Action: **None**

RB39-13

The code change is contained in the [Updates to the 2013 Proposed Changes](#) posted on the ICC website. Please go to <http://www.iccsafe.org/cs/codes/Documents/2012-2014Cycle/Proposed-B/00-CompleteGroupB-MonographUpdates.pdf> for more information.

Committee Action: **Approved as Submitted**

Committee Reason: The committee approved this proposed code change because they felt that it creates consistency between the International Codes and ASCE 7.

Assembly Action: **None**

RB40-13

For staff analysis of the content of AAMA/NSA/NPEA 2100 relative to CP#28, Section 3.6, please visit: <http://www.iccsafe.org/cs/codes/Documents/2012-2014Cycle/Proposed-B/00-CompleteGroupB-MonographUpdates.pdf>

Committee Action: **Disapproved**

Committee Reason: The committee disapproved this code change proposal because there was no provision in the proposal for non-prefabricated sun rooms.

Assembly Action: **None**

RB41-13

Committee Action: **Approved as Modified**

Modify by replacing the original proposal with the following:

R301.2.1.2 Protection of openings. Exterior openings in buildings located in windborne debris regions shall be protected from windborne debris. Glazed opening protection for windborne debris shall meet the requirements of the Large Missile Test of ASTM E 1996 and ASTM E 1886 referenced therein. Garage door glazed opening protection for windborne debris shall meet the requirements of an approved impact resisting standard or ANSI/DASMA 115.

Exception: Wood structural panels with a minimum thickness of 7/16 inch (11 mm) and a maximum span of 8 feet (2438 mm) shall be permitted for opening protection ~~in one- and two-story buildings~~. Panels shall be precut and attached to the framing surrounding the opening containing the product with the glazed opening. Panels shall be predrilled as required for the anchorage method and shall be secured with the attachment hardware provided. Attachments shall be designed to resist the component and cladding loads determined in accordance with either Table R301.2(2) or ASCE 7, with the permanent corrosion resistant attachment hardware provided and anchors permanently installed on the building. Attachment in accordance with Table R301.2.1.2 is permitted for buildings with a mean roof height of 33 feet (10 058 mm) or less located in Wind Zones 1 and 2 in accordance with Figure R301.2(4)C.

Committee Reason: The committee approved this code change proposal because it coordinates with previous action on RB39. The modification cleans up the proposal by removing unnecessary language.

Assembly Action: **None**

RB42-13

Committee Action: **Disapproved**

Committee Reason: The committee disapproved this code change proposal because the proponent requested disapproval and to be consistent with prior committee action on RB40.

Assembly Action: **None**

RB43-13

Committee Action: **Disapproved**

Committee Reason: The committee disapproved this code change proposal because the proponent requested disapproval in order to clean it up and bring it back in the public comment period.

Assembly Action: **None**

RB44-13

Committee Action: **Approved as Submitted**

Committee Reason: The committee approved this proposed code change because they felt that it makes the International Residential Code consistent with the International Building Code and ASCE 7.

Assembly Action: **None**

RB45-13

Committee Action: **Approved as Submitted**

Committee Reason: The committee approved this code change proposal because they felt that it created consistency with ASCE 7.

Assembly Action: **None**

RB46-13

Committee Action: **Disapproved**

Committee Reason: The committee disapproved this code change proposal because they felt that determining Category B was very indeterminate. It is not appropriate to rely on Google Earth, as someone suggested in testimony on the floor, to demonstrate compliance with requirements that are so important.

Assembly Action: **None**

RB47-13

Committee Action: **Approved as Modified**

Modify by replacing deleted Exception 1 to Section R301.2.2.1 in the original proposal with the following:

Exceptions:

1. Roof and ceiling dead loads not exceeding 25 pounds per square foot (1190 Pa) shall be permitted provided the wall bracing amounts in Chapter 6 Section R602.10.3 are increased in accordance with Table R602.10.3(4).

(Portions of proposal not shown to remain unchanged.)

Committee Reason: The committee approved this code change proposal because they felt that it is a good change that prevents the wall bracing adjustment factors from being applied twice. The modification adds a valid pointer.

Assembly Action: **None**

RB48-13

Committee Action: **Disapproved**

Committee Reason: The committee disapproved this code change proposal because they felt that the proposed simplification reduces clarity and usability of the code. In addition, the torsional irregularities are

missing and the cold formed steel industry has concerns that they are receiving benefits to which they may not be entitled.

Assembly Action: **None**

RB49-13

Committee Action: **Approved as Submitted**

Committee Reason: The committee approved this proposed code change because they felt that it creates consistency of terminology.

Assembly Action: **None**

RB50-13

The following is errata that was not posted to the ICC website.

Modify the proposal as follows:

R301.2.2.2.5 Irregular buildings. The seismic provisions of this code shall not be used for irregular structures illustrated in Table R301.2.2.2.5 that are located in seismic Design Categories C, D₀, D₁ and D₂.
~~in addition to the requirements of this code, cold-formed steel framing shall comply with the requirements of AISI S230.~~

(Portions of code change proposal not shown remain unchanged)

Committee Action: **Disapproved**

Committee Reason: The committee disapproved this code change proposal because they felt that a) the figures need refinement and b) this information is appropriate for the commentary to the code, but not for the code itself.

Assembly Action: **None**

RB51-13

Committee Action: **Approved as Submitted**

Committee Reason: The committee approved this proposed code change because they felt that it makes it clear that the most restrictive requirements apply.

Assembly Action: **None**

RB52-13

Committee Action: **Approved as Submitted**

Committee Reason: The committee approved this code change proposal because they felt that it provided more flexibility in the code.

Assembly Action: **None**

RB53-13

Committee Action: **Approved as Submitted**

Committee Reason: The committee approved this proposed code change because they felt that it makes the code much clearer and provides limits within the various building material categories.

Assembly Action: **None**

RB54-13

Committee Action: **Approved as Submitted**

Committee Reason: The committee approved this code change proposal because they felt that it is a good change that prevents the wall bracing adjustment factors from being applied twice.

Assembly Action: **None**

RB55-13

Committee Action: **Disapproved**

Committee Reason: The committee disapproved this code change proposal because they felt that, although the basic idea behind the proposal was good, the actual implementation created confusion.

Assembly Action: **None**

RB56-13

Committee Action: **Disapproved**

Committee Reason: The committee disapproved this code change proposal because a) no analysis was given for additional construction costs in accordance with CP#28, b) the stair criteria needs tweaks and c) we are dealing with residential garages, not apartment buildings, and 2,000 pounds has proved to be adequate for residential garages.

Assembly Action: **None**

RB57-13

Committee Action: **Approved as Submitted**

Committee Reason: The committee approved this proposed code change because they felt that it correlates the International Residential Code requirements with those of the International Building Code.

Assembly Action: **None**

RB58-13

Committee Action: **Approved as Submitted**

Committee Reason: The committee approved this proposed code change because they felt that it appropriately correlates the code text with a current defined term.

Assembly Action: **None**

RB59-13

Committee Action: **Disapproved**

Committee Reason: The committee disapproved this code change proposal because the proponent requested disapproval and because it coordinates with prior committee action on RB57.

Assembly Action: **None**

RB60-13

Committee Action: **Disapproved**

Committee Reason: The committee disapproved this code change proposal because they felt that, although it was a good idea conceptually, there was not enough consensus regarding the stiffness of the decking.

Assembly Action: **None**

RB61-13

Committee Action: **Disapproved**

Committee Reason: The committee disapproved this code change proposal because they felt that a) it permitted excessive levels of deflection that would be disconcerting to homeowners and b) there are problems with footnotes f and g that were pointed out in testimony on the floor.

Assembly Action: **None**

RB62-13

Committee Action: **Approved as Submitted**

Committee Reason: The committee approved this proposed code change because they felt that the changes are of an editorial nature.

Assembly Action: **None**

RB63-13

Committee Action: **Disapproved**

Committee Reason: The committee disapproved this code change proposal because the code already addresses this information in the definition of fire separation distance.

Assembly Action: **None**

RB64-13

Committee Action: **Disapproved**

Committee Reason: The committee disapproved this code change proposal because they felt that a) the term "non-residential" is not appropriate, b) the concept is good but the proposal should be changed to replace "non-residential" with "a structure built in accordance with the International Building Code," and c) it is inappropriate to subject IRC buildings to the IBC for those standards.

Assembly Action: **None**

RB65-13

Committee Action: **Disapproved**

Committee Reason: The committee disapproved this code change proposal because they felt that it was unclear and may be interpreted to require separation.

Assembly Action: **None**

RB66-13

Committee Action: **Disapproved**

Committee Reason: The committee disapproved this code change proposal because they felt that it does not clearly address attached and detached decks and whether they are in the middle of the yard or adjacent to the building.

Assembly Action: **None**

RB67-13

The following is errata that was not posted to the ICC website.

**TABLE R302.1(2)
EXTERIOR WALLS-DWELLINGS WITH FIRE SPRINKLERS**

c. The roof eave fire-resistance rating shall be permitted to be reduced to 0 hours on the underside of the eave provided gable vent openings are not installed.

(Portions of code change proposal not shown remain unchanged)

Committee Action: **Approved as Submitted**

Committee Reason: The committee approved this code change proposal because they felt that it is a viable option to requiring roof soffits to be fire rated.

Assembly Action: **None**

RB68-13

Committee Action: **Disapproved**

Committee Reason: The committee disapproved this code change proposal because they felt that, while doors and windows are generally visible, penetrations are not. Penetrations more readily allow a fire to enter into an assembly.

Assembly Action: **None**

RB69-13

Committee Action: **Disapproved**

Committee Reason: The committee disapproved this code change proposal because they felt that the proposed information is already covered in the code and, therefore, is unnecessary.

Assembly Action: **None**

RB70-13

Committee Action: **Disapproved**

Committee Reason: The committee disapproved this code change proposal based on prior committee action on RB84 and the proponents request for disapproval.

Assembly Action: **None**

RB71-13

Committee Action: **Approved as Submitted**

Committee Reason: The committee approved this proposed code change because they felt that it clarifies that projections are not allowed where the fire separation distance is less than two feet.

Assembly Action: **None**

RB72-13

Committee Action: **Disapproved**

Committee Reason: The committee disapproved this code change proposal because they felt that it limits design flexibility and is not appropriate for the residential code. If the intent is to limit, it should limit each story.

Assembly Action: **None**

RB73-13

Committee Action: **Disapproved**

Committee Reason: The committee disapproved this code change proposal because the proponent asked for disapproval so that they can improve it and bring it back in the public comment period.

Assembly Action: **None**

RB74-13

Committee Action: **Disapproved**

Committee Reason: The committee disapproved this code change proposal because they felt that it needs more work. It appears that it may have been developed to address the exits for stacked two-family dwellings, but it has other obvious implications.

Assembly Action: **None**

RB75-13

Committee Action: **Disapproved**

Committee Reason: The committee disapproved this code change proposal because they felt that accessory structures and decks should have more flexibility than allowed by the proposal.

Assembly Action: **None**

RB76-13

Committee Action: **Disapproved**

Committee Reason: The committee disapproved this code change proposal because they felt that the language it contained was redundant.

Assembly Action: **None**

RB77-13

Committee Action: **Disapproved**

Committee Reason: The committee disapproved this code change proposal because they felt that the electrical references in the code should not be deleted and that the existing language is not redundant.

Assembly Action: **None**

RB78-13

Committee Action: **Disapproved**

Committee Reason: The committee disapproved this code change proposal a) because the proponent requested disapproval and b) to be consistent with prior committee action on RB79.

Assembly Action: **None**

RB79-13

Committee Action: **Approved as Submitted**

Committee Reason: The committee approved this proposed code change because they felt that a) it takes care of an important omission in the code related to fire sprinkler systems and b) it addresses the many ways in which jurisdictions adopt the code and modify sprinkler requirements.

Assembly Action: **None**

RB80-13

Committee Action: **Disapproved**

Committee Reason: The committee disapproved this code change proposal because they felt that the changes in the proposal were not necessary. It is generally not necessary to prevent someone from exceeding minimum code requirements.

Assembly Action: **None**

RB81-13

Committee Action: **Disapproved**

Committee Reason: The committee disapproved this code change proposal a) because the proponent requested disapproval and b) based on prior committee action on RB79.

Assembly Action: **None**

RB82-13

Committee Action: **Disapproved**

Committee Reason: The committee disapproved this code change proposal a) because the proponent requested disapproval and b) based on prior committee action on RB79.

Assembly Action: **None**

RB83-13

Committee Action: **Disapproved**

Committee Reason: The committee disapproved this code change proposal because they felt that the fire separation requirement would extend to the whole building and not just to a perpendicular wall. The proponent should come back with a public comment and graphics to support the proposal.

Assembly Action: **None**

RB84-13

Committee Action: **Approved as Submitted**

Committee Reason: The committee approved this code change proposal because: they felt that attic vents are necessary; this does not compromise fire safety significantly; and because representatives of NAHB testified that less than 1% of fires are related to fires entering adjacent building through soffit vents.

Assembly Action: **None**

RB85-13

Committee Action: Disapproved

Committee Reason: The committee disapproved this code change proposal because they felt that a) parapets are an extension of exterior or common walls, are required regardless of sprinklers and are certainly not a trade-off and b) passive protection is important.

Assembly Action: None

RB86-13

Committee Action: Disapproved

Committee Reason: The committee disapproved this code change proposal because they felt that the existing four foot separation requirement for openings is appropriate in relation to the parapet. Parapets are different in the IRC and IBC. It would be too easy for a fire in the IRC to jump from skylight to skylight.

Assembly Action: None

RB87-13

Committee Action: Disapproved

Committee Reason: The committee disapproved this code change proposal because the proponent requested disapproval so that improvements can be made in the public comment period. The sprinkler trade-offs alluded to in the proponents reason statement are based on types of sprinkler systems in the IBC that are not being required in the IRC. Those sprinkler systems would not allow trade-offs in the IBC. There are no annual testing or inspection requirements for IRC structures as there are in the IBC.

Assembly Action: None

RB88-13

Committee Action: Disapproved

Committee Reason: The committee disapproved this proposal because the proponent requested disapproval and because the committee felt that the proposal might work for 1-hour ratings, but not 2-hour ratings. Penetrations in and out of the wall and through floor assemblies need to be addressed. This should be improved and brought back in the public comment period.

Assembly Action: None

RB89-13

Committee Action: Disapproved

Committee Reason: The committee disapproved this code change proposal because they felt that the current code does not prohibit penetrations by structural members, and when you do penetrate something, more than what the proposal says is required by the code. There is also a conflict with Section R302.2.4 Exception 5 regarding structural independence not being required at common walls.

Assembly Action: None

RB90-13

Committee Action: Disapproved

Committee Reason: The committee disapproved this proposal to create consistency as the language in this section has gone back and forth in various editions of the code. In accordance with the commentary to the IRC, the primary reason for this section is to limit the free flow of carbon monoxide and other products of combustion from entering the living area and that was not addressed at all be the proponent.

Assembly Action: None

RB91-13

Committee Action: **Disapproved**

Committee Reason: The committee disapproved this code change proposal because they felt that the code does not treat carports with the same level of hazard as garages because of their openness, which enables them to vent fire and smoke. That said, there is merit to sealing protection where there are habitable rooms above. Whether there is enclosed roof space above might also have implications. The proponent may be able to deal with these issues in more detail in the public comment period. In warm humid climates it may be a challenge to keep gypsum board on carport ceilings.

Assembly Action: **None**

RB92-13

Committee Action: **Disapproved**

Committee Reason: The committee disapproved this proposal to be consistent with their prior action on proposal RB476 and to correlate with action on a similar proposal in the Group A cycle that was also disapproved.

Assembly Action: **None**

RB93-13

Committee Action: **Approved as Submitted**

Committee Reason: The committee approved this proposal because they felt that it introduces appropriate test methods.

Assembly Action: **None**

RB94-13

Committee Action: **Disapproved**

Committee Reason: The committee disapproved this code change proposal because the proponent acknowledged the current lack of justification for the 3,000 square feet criteria. The committee felt that the attic draftstopping would definitely be an issue. Furthermore, the test data referenced by the proponent has not been completed and, therefore, has not been available for review by the committee.

Assembly Action: **None**

RB95-13

Committee Action: **Disapproved**

Committee Reason: The committee disapproved this proposal because, although occupied space is defined in the codes, the definitions differ in some of the codes.

Assembly Action: **None**

RB96-13

PART I – IRC Building

Committee Action: **Disapproved**

Committee Reason: The committee disapproved this code change proposal because they felt that, if something is part of a fire assembly, it must meet the criteria for that assembly. If you change the assembly, the rating is no longer valid. Section R302.11 in the proposal basically says that compliance with the proposal should not reduce the fire rating, but no justification has been provided to support that. If a building burns down due to fire safety issues, it takes a lot of energy to rebuild. The balance between fire safety and energy concerns are not level. The concept of this proposal may be good, but many details need to be addressed.

Assembly Action: **None**

PART II – IECC – Residential

Committee Action:

Approved as Submitted

Committee Reason: This area related to thermal envelope installation could easily be overlooked. Therefore the installation table is a good place to mention this.

Assembly Action:

None

RB97-13

PART I – IRC Building

Committee Action:

Disapproved

Committee Reason: The committee disapproved this code change proposal because they felt the proposal does not work well without Part II, which was disapproved. The proponent points to another code section in their reason statement, but that section basically requires you to take a guess at what the air rates are, or requires a blower door test, before you can decide whether you need mechanical ventilation or not. That is after the fact and does not seem to be the proper order. Finally, there is no reason that a media room must be on an exterior wall.

Assembly Action:

None

PART II – IRC – Mechanical

Committee Action:

Disapproved

Committee Reason: Builders need a choice. The proposal will require mechanical ventilation whether or not it is needed. Section N1102.4.1.2 states how to provide outdoor air ventilation and this proposal deletes the reference to that section.

Assembly Action:

None

RB98-13

Committee Action:

Approved as Submitted

Committee Reason: The committee approved this proposal because they felt that skylights can be a significant contributor to natural ventilation.

Assembly Action:

None

RB99-13

Committee Action:

Disapproved

Committee Reason: The committee disapproved this code change proposal because they felt that the proponent's reason statement promotes retaining natural ventilation as an option or as a supplement to whole house ventilation. However, this proposal would make the whole house ventilation redundant except in a room without exterior walls. Only anecdotal evidence is provided to support such a change in philosophy. If the mechanical component of another proposed change that required mechanical ventilation had passed, the committee may have been able to support this proposal. The general logic is good, but it is too architecturally restrictive as proposed. Under the performance path in the energy code, given proposals passed at these hearings previously, you can go above 3 or 5 ACH50 using trade-offs under the performance path.

Assembly Action:

None

RB100-13

Committee Action:

Disapproved

Committee Reason: This proposal increases the cost of construction and takes away the ability to avoid having a whole- house ventilation system.

Assembly Action:

None

RB101-13

Committee Action: **Approved as Submitted**

Committee Reason: Approval was based upon the proponent's published reason.

Assembly Action: **None**

RB102-13

Committee Action: **Disapproved**

Committee Reason: The committee disapproved this code change proposal because they felt that it should include language that requires that the light must shine on the stair.

Assembly Action: **None**

RB103-13

Committee Action: **Disapproved**

Committee Reason: The committee disapproved this code change proposal because they felt that the proposed language did not clarify the code. The code is clear the way it is.

Assembly Action: **None**

RB104-13

Committee Action: **Disapproved**

Committee Reason: The committee disapproved this proposal because it introduced technical requirements into a definition. Technical requirements are appropriate in the body of the code, but not in definitions.

Assembly Action: **None**

RB105-13

Committee Action: **Disapproved**

Committee Reason: The committee disapproved this code change proposal because they felt that 70 square feet might be acceptable, but 35 square feet is not. In college towns, spaces the size of closets are often rented out as apartments in older buildings

Assembly Action: **None**

RB106-13

Committee Action: **Approved as Submitted**

Committee Reason: The committee approved this code change proposal because they felt that, although micro units may not be everyone's dream, and there should be minimum room size requirements, there is no technical, safety or general welfare reason to require one room of at least 120 square feet.

Assembly Action: **None**

RB107-13

Committee Action: **Disapproved**

Committee Reason: The committee disapproved this proposal based on the proponent's request and on prior committee action on RB108.

Assembly Action: **None**

RB108-13

Committee Action:

Approved as Submitted

Committee Reason: The committee approved this code change proposal because they felt that, if the ceiling height can be 6'-8" in front of a plumbing fixture, why not the entire bathroom. This will provide more flexibility in basements. Laundries are similar to bathrooms in that their use is temporary and a lower ceiling in these types of spaces would not create an inconvenience or sacrifice health or safety concerns.

Assembly Action:

None

RB109-13

Committee Action:

Disapproved

Committee Reason: The committee disapproved this code change proposal because they felt that determining the height of a finish material above a point that is hard to measure from, such as sloped floors near drains, would be difficult and would create disagreements between those that are attempting to comply with the code and those that are enforcing it. The measurement should be made from a readily identifiable point so that it can be easily verified.

Assembly Action:

None

RB110-13

Withdrawn by Proponent

RB111-13

The code change is contained in the [Updates to the 2013 Proposed Changes](http://www.iccsafe.org/cs/codes/Documents/2012-2014Cycle/Proposed-B/00-CompleteGroupB-MonographUpdates.pdf) posted on the ICC website. Please go to <http://www.iccsafe.org/cs/codes/Documents/2012-2014Cycle/Proposed-B/00-CompleteGroupB-MonographUpdates.pdf> for more information.

Committee Action:

Approved as Submitted

Committee Reason: The committee approved this proposed code change because they felt that it restricts the use of safety glazing to where it is needed and clarifies the code, though there are some details that should be addressed through public comment. For example, the word "inswinging" might be changed to "hinge-side" or something similar.

Assembly Action:

None

RB112-13

Committee Action:

Disapproved

Committee Reason: The committee disapproved this proposal because they felt it did not meet the intent of the code and would create a more unsafe condition.

Assembly Action:

None

RB113-13

Committee Action:

Approved as Modified

Modify proposal as follows:

R308.4.5 Glazing and wet surfaces. Glazing in walls, enclosures or fences containing or facing hot tubs, spas, whirlpools, saunas, steam rooms, bathtubs, showers and indoor or outdoor swimming pools where the bottom exposed edge of the glazing is less than 60 inches (1524 mm) measured vertically above any standing or walking surface shall be considered a hazardous location. This shall apply to single glazing and all panes in multiple glazing.

Exception: Glazing that is more than 60 inches (1524 mm), measured horizontally and in a straight line, from the water's edge of a bathtub, hot tub, spa, whirlpool, or swimming pool or from the edge of a shower, sauna, or steam room.

Committee Reason: The committee approved this code change proposal because they felt it addressed areas that are slippery that should be included in the code language. The modification corrects an oversight by

the proponent that makes this proposal work. There were some good ideas presented on the floor by Mr. Davidson that the proponent might consider to improve the proposal, such as switching two clauses, in the public comment period.

Assembly Action: **None**

RB114-13

Committee Action: **Disapproved**

Committee Reason: The committee disapproved this proposal because they felt that there was no justification for the change. If a guard of similar dimensions is good for a stairway, it should be good here too.

Assembly Action: **None**

RB115-13

Committee Action: **Approved as Submitted**

Committee Reason: The committee approved this code change proposal because they felt that, in this case, it is beneficial for the International Residential Code and the International Building Code to be coordinated. This language is preferable to other code changes that address similar code requirements. It would be nice if the drawing could be included in the code along with the language.

Assembly Action: **None**

RB116-13

Committee Action: **Approved as Submitted**

Committee Reason: Based upon the committee's previous action on RB343-13. The new standard will provide for a cost effective alternate for testing of skylights.

Assembly Action: **None**

RB117-13

Committee Action: **Approved as Submitted**

Committee Reason: The committee approved this proposed code change because they felt that it reorganized the code text in a manner that clarifies the code. While the application to doors is implied in the existing text, it is good to point it out.

Assembly Action: **None**

RB118-13

Committee Action: **Disapproved**

Committee Reason: The committee disapproved this proposal because they felt that sprinklers can fail if they are not maintained. A means of egress that works and does not have a failure problem should not be removed. Sprinkler systems can fail if they are not maintained. Sometimes sprinkler heads are painted closed. The window is a means of egress that is there to address safety. Sprinkler systems do not provide the same level of safety, should not be substituted for emergency escape and rescue openings, and cannot be substituted for such in the IBC. Exception 2 can cause confusion where sleeping areas are located in basements and, under the current proposal, in habitable attics. An omission for basements without sleeping areas, however, might be acceptable. Sprinkler systems do fail and stairs catch fire. Fundamentally, a passive means, such as a window, is more reliable than a mechanical means, including smoke detectors, which can fail in a power failure or if the battery is not changed.

Assembly Action: **None**

RB119-13

Withdrawn by Proponent

RB120-13

Withdrawn by Proponent

RB121-13

Withdrawn by Proponent

RB122-13

Committee Action:

Disapproved

Committee Reason: The committee disapproved this proposal because they felt that, although there are difficulties in replacing existing windows, the existing building provisions are a location where it might be appropriate to state conditions where full compliance is required versus some relief. Some older residences had windows for ventilation only that have sill heights that are 52" or are 3 by 3 double-hungs. At some point we need to address emergency escape and rescue openings where there is an opportunity. Where requirements are too restrictive it will discourage the maintenance and upkeep of older homes.

Assembly Action:

None

RB123-13

Committee Action:

Approved as Submitted

Committee Reason: The committee approved this code change proposal because they felt that it clarifies that window opening control devices are permitted to be used on emergency escape and rescue openings.

Assembly Action:

None

RB124-13

Committee Action:

Approved as Submitted

Committee Reason: The committee approved this code change proposal because they felt that it improves the clarity of the code with regard to existing buildings. Some requirements might be better located elsewhere in the code, but this is an improvement.

Assembly Action:

None

RB125-13

Committee Action:

Approved as Modified

Modify proposal as follows:

R311.1 Means of egress. All dwellings shall be provided with a means of egress as provided in this section. The means of egress shall provide a continuous and unobstructed path of vertical and horizontal egress travel from all portions of the dwelling to the required egress door without requiring travel through a garage. The required egress door shall open directly into a public way or to a yard or court that ~~leads~~ opens to a public way.

Committee Reason: The committee approved this proposed code change because they felt that the means of egress should not have lesser requirements than those for emergency escape and rescue openings, which require egress to a yard or court that leads to a public way. The modification improves the proposal and references language that is consistent with Section R310.1.

Assembly Action:

None

RB126-13

Committee Action:

Approved as Submitted

Committee Reason: The committee approved this code change proposal because they felt that it adds clarity and aligns with Section R311.7.6 regarding landings at stairs. The language could use some additional cleanup in the public comment period.

Assembly Action:

None

RB127-13

Committee Action: **Disapproved**

Committee Reason: The committee disapproved this code change proposal because no justification or supporting documentation was provided. The proponent said there would be no increase in cost, but a second stair would add to construction costs.

Assembly Action: **None**

RB128-13

Committee Action: **Disapproved**

Committee Reason: The committee disapproved this proposal because they felt that it involves life safety and medical access issues to a degree and a 32-inch wide door is just too small for those purposes, though it might be acceptable for a 70 square foot dwelling unit. Aging issues are also worth considering, and access for the disabled is better facilitated by current requirements.

Assembly Action: **None**

RB129-13

Committee Action: **Disapproved**

Committee Reason: The committee disapproved this code change proposal because they felt that, in proposed Exception 3, "stairs that serve spaces for children used as play areas" is not defined. This is the means of egress section and stairs are included in the proposal in this section that are not part of the means of egress.

Assembly Action: **None**

RB130-13

Committee Action: **Disapproved**

Committee Reason: The committee disapproved this code change proposal because they felt that the proposal would not limit the increased projection to only the stated problem area.

Assembly Action: **None**

RB131-13

Committee Action: **Approved as Submitted**

Committee Reason: The committee approved this code change proposal because they felt that it adds clarity to the code, fills in gaps and coordinates with the International Building Code regarding open riser issues.

Assembly Action: **None**

RB132-13

Committee Action: **Approved as Submitted**

Committee Reason: The committee approved this proposed code change because they felt that the 3-inch difference in maximum stair flight height was negligible and because it is coordinated with maximum permitted riser heights.

Assembly Action: **None**

RB133-13

Committee Action: **Disapproved**

Committee Reason: The committee disapproved this proposed code change because they felt that it creates enforcement problems in that many different measurements might be required, and because the proposed language was confusing.

Assembly Action: **None**

RB134-13

Committee Action: **Disapproved**

Committee Reason: The committee disapproved this proposed code change because they felt that there was no technical justification for the proposed dimensions. The differences in dimensions are primarily allowed for idiosyncrasies in stair construction. The proponent went to the maximum allowable denominator, but it seems just as logical to go the least allowable.

Assembly Action: **None**

RB135-13

Committee Action: **Approved as Submitted**

Committee Reason: The committee approved this code change proposal because they felt that it adds clarity to the intent of the stair nosing provisions.

Assembly Action: **None**

RB136-13

Committee Action: **Disapproved**

Committee Reason: The committee disapproved this proposed code change because they felt that stairs account for many falls and that a continuous rail is important, whether or not it is held continuously, to reduce the incidence of falls. No technical data was submitted to support the proposal.

Assembly Action: **None**

RB137-13

Committee Action: **Approved as Submitted**

Committee Reason: The committee approved this proposed code change because they felt that it adds clarity and corrects wrongly called out code sections.

Assembly Action: **None**

RB138-13

Committee Action: **Approved as Submitted**

Committee Reason: The committee approved this proposed code change because they felt that it describes spiral stairs in a manner that provides qualifications and limits that were missing from the code previously.

Assembly Action: **None**

RB139-13

Committee Action:

Approved as Submitted

Committee Reason: The committee approved this proposed code change because they felt that it reflects the actual stair tread measurements without changing the actual dimensions intended by the code. It should also be easier to check the measurements in the field using this methodology.

Assembly Action:

None

RB140-13

Committee Action:

Approved as Submitted

Committee Reason: The committee approved this code change proposal because they felt that we will see more use of these types of stairs and it allows for more design flexibility.

Assembly Action:

None

RB141-13

Committee Action:

Approved as Submitted

Committee Reason: The committee approved this code change proposal because they felt that a 1 in 12 ramp slope is a reasonable maximum when serving the egress door, but ramps serving other areas should have more flexible requirements.

Assembly Action:

Disapproved

RB142-13

Committee Action:

Approved as Submitted

Committee Reason: The committee approved this code change proposal because they felt that it provides clarity with regard to dimensions.

Assembly Action:

None

RB143-13

Committee Action:

Disapproved

Committee Reason: The committee disapproved this code change proposal because they felt that the code addresses safety related to guards as we fall away from open sided walking surfaces. The provisions related to open sided walking surface provisions can be a bit confusing, but they inherently have a necessary degree of complexity and they are necessary to ensure safety. The 36 inch change is more palatable, but the other changes are not.

Assembly Action:

None

RB144-13

For staff analysis of the content of U.S. ANSI/ASSE Z359.1 relative to CP#28, Section 3.6, please visit: <http://www.iccsafe.org/cs/codes/Documents/2012-2014Cycle/Proposed-B/00-CompleteGroupB-MonographUpdates.pdf>

Committee Action:

Disapproved

Committee Reason: The committee disapproved this code change proposal because they felt that anchorage devices are used primarily for protection of workers and there is no point in leaving them permanently in place. They are not particularly attractive. This proposal may be more appropriate if reworked as an exception to Section M1304.1.

Assembly Action:

None

RB145-13

Committee Action: **Approved as Submitted**

Committee Reason: The committee approved this proposed code change because they felt that children cannot be prevented from moving many other objects and climbing on these as well. Parents must monitor children.

Assembly Action: **None**

RB146-13

Committee Action: **Approved as Submitted**

Committee Reason: The committee approved this proposed code change because they felt that it clearly states requirements and is a very good improvement to the code.

Assembly Action: **None**

RB147-13

Committee Action: **Disapproved**

Committee Reason: The committee disapproved this proposed code change because the proponent requested disapproval so that it can be improved and brought back in the public comment period. Window seats are not walking surfaces.

Assembly Action: **None**

RB148-13

Withdrawn by Proponent

RB149-13

Committee Action: **Approved as Submitted**

Committee Reason: The committee approved this code change proposal because they felt that it was consistent with the standard referenced in P2904.1 and it adds clarity by having it in both sections. P2904.1 does not contain charging language. R313.1.1 does have charging language and that is where this language should be.

Assembly Action: **None**

RB150-13

Withdrawn by Proponent

RB151-13

Committee Action: **Disapproved**

Committee Reason: The committee disapproved this code change proposal because they felt that it contained information that is already sufficiently addressed by the code and there is no point in repeating it.

Assembly Action: **None**

RB152-13

Withdrawn by Proponent

RB153-13

Committee Action:

Disapproved

Committee Reason: The committee disapproved this proposed code change because the proponent requested disapproval so that it can be improved and brought back in the public comment period, and based on previous action on Proposal RB149.

Assembly Action:

None

RB154-13

Committee Action:

Approved as Modified

Modify proposal as follows:

R314.7.3 Permanent fixture. Where a household fire alarm system is installed, it shall become a permanent fixture of the occupancy, owned by the homeowner ~~and shall be monitored by an approved supervising station.~~

(Portions of proposal not shown to remain unchanged)

Committee Reason: The committee approved this code change proposal because they felt that it is a good reorganization and cleanup that clarifies the code and allows for new technology with regard to combination alarms.

Assembly Action:

None

RB155-13

Committee Action:

Approved as Submitted

Committee Reason: The committee approved this code change proposal because they felt that it is reasonable to delete the monitoring requirement due to its cost and because it becomes redundant where an alarm system is already in place. In addition, the language proposed is not enforceable.

Assembly Action:

None

RB156-13

Committee Action:

Approved as Submitted

Committee Reason: The committee approved this code change proposal because they felt that it gives clear dimensions on the placement of smoke alarms that will limit the possibility of nuisance alarms. Builders are unintentionally placing these devices in the wrong locations in the field based on current literal IRC requirements. This language coordinates the code provisions with some of the details that are included in NFPA 72.

Assembly Action:

None

RB157-13

Committee Action:

Disapproved

Committee Reason: The committee disapproved this proposed code change because the proponent requested disapproval so that it can be improved and brought back in the public comment period.

Assembly Action:

None

RB158-13

Committee Action:

Disapproved

Committee Reason: The committee disapproved this code change proposal because they felt there should be a third exception requiring permits. Some jurisdictions do not require permits for windows, which would make the proposed language unenforceable. If the alarms in this proposal only needed to be battery operated, that

would be acceptable. But this proposal has unintended consequences. In addition, the provisions should be the same with regard to both doors and windows.

Assembly Action: **None**

RB159-13

Committee Action: **Disapproved**

Committee Reason: The committee disapproved this code change proposal because they felt that the code is not intended to describe what may, can or might be done, but rather what is required to be done.

Assembly Action: **None**

RB160-13

Committee Action: **Approved as Modified**

Modify proposal as follows:

R315.6.3 Permanent fixture. Where a household carbon monoxide detection system is installed, it shall become a permanent fixture of the occupancy, owned by the homeowner ~~and shall be monitored by an approved supervising station.~~

Committee Reason: The committee approved this code change proposal because they felt that it is a good reorganization that clarifies the code. The modification was made to be consistent with prior committee action on Proposal RB154.

Assembly Action: **None**

RB161-13

Committee Action: **Approved as Submitted**

Committee Reason: The committee approved this code change proposal because they felt that it appears to exempt some minor work from carbon monoxide requirements. This action is consistent with the requirements of R314.3.1 for smoke detectors.

Assembly Action: **None**

RB162-13

Committee Action: **Disapproved**

Committee Reason: The committee disapproved this proposed code change because the proponent requested disapproval so that it can be improved and brought back in the public comment period.

Assembly Action: **None**

RB163-13

Committee Action: **Disapproved**

Committee Reason: The committee disapproved this proposed code change because they felt that there needs to be more research into the health and safety issues related to foam plastics.

Assembly Action: **None**

RB164-13

Committee Action: **Disapproved**

Committee Reason: The committee disapproved this proposed code change because they felt that multiple types of foam may be difficult to identify and the related fire safety issue is too large to risk, and because this action is consistent with prior committee action on RB163. We have recourse in our system for some of the types of issues raised on the floor, that being is civil action. Further research may be in order to explore whether something is happening.

Assembly Action: **None**

RB165-13

Committee Action: **Approved as Submitted**

Committee Reason: The committee approved this code change proposal because they felt that it was a good addition that gave clarity to the code.

Assembly Action: **None**

RB166-13

Committee Action: **Disapproved**

Committee Reason: The committee disapproved this proposed code change because they felt that it was confusing and imposed undue restrictions on the use of foam plastics without technical support. It also may be in conflict with energy provisions and the cost related information appears to be inaccurate. The difference in offset requirements could substantially increase costs. The 10 foot distance requirement was not substantiated.

Assembly Action: **None**

RB167-13

Committee Action: **Approved as Submitted**

Committee Reason: The committee approved this code change proposal because they felt that such panels have been used for years between foam and the interior of the house and have served quite well. If the panels burn through, the problem will be greater than those caused by the foam.

Assembly Action: **None**

RB168-13

Committee Action: **Approved as Submitted**

Committee Reason: The committee approved this code change proposal because they felt that it added another option for protection that was well substantiated.

Assembly Action: **None**

RB169-13

Committee Action: **Disapproved**

Committee Reason: The committee disapproved this code change proposal because they felt that the proposed language was too vague. The proposal lacks specificity regarding what is meant by the word "exposure."

Assembly Action: **None**

RB170-13

Committee Action:

Approved as Modified

Replace the original proposal with the following:

R316.5.3 Attics. The thermal barrier specified in Section R316.4 is not required where all of the following apply:

1. *Attic* access is required by Section R807.1.
2. The space is entered only for purposes of repairs or maintenance.
3. The foam plastic insulation has been tested in accordance with Section R316.6 or where the foam plastic insulation is protected against ignition using one of the following ignition barrier materials:
 - 3.1. 1 1/2-inch-thick (38 mm) mineral fiber insulation;
 - 3.2. 1/4-inch-thick (6.4 mm) wood structural panels;
 - 3.3. 3/8-inch (9.5 mm) particleboard;
 - 3.4. 1/4-inch (6.4 mm) hardboard;
 - 3.5. 3/8-inch (9.5 mm) gypsum board; or
 - 3.6. Corrosion-resistant steel having a base metal thickness of 0.016 inch (0.406 mm);
 - 3.7. 1 1/2-inch-thick (38 mm) cellulose insulation.

~~The above ignition barrier is not required where the foam plastic insulation has been tested in accordance with Section R316.6.~~

Committee Reason: The committee approved this code change proposal because they felt that was a good reorganization of the section that clarified the requirements. The modification further clarified the code requirements.

Assembly Action:

None

RB171-13

Committee Action:

Approved as Modified

Replace the original proposal with the following:

R316.5.4 Crawl spaces. The thermal barrier specified in Section R316.4 is not required where all of the following apply:

1. Crawlspace access is required by Section R408.4
2. Entry is made only for purposes of repairs or maintenance.
3. The foam plastic insulation has been tested in accordance with Section R316.6 or the foam plastic insulation is protected against ignition using one of the following ignition barrier materials:
 - 3.1. 1 1/2-inch-thick (38 mm) mineral fiber insulation;
 - 3.2. 1/4-inch-thick (6.4 mm) wood structural panels;
 - 3.3. 3/8-inch (9.5 mm) particleboard;
 - 3.4. 1/4-inch (6.4 mm) hardboard;
 - 3.5. 3/8-inch (9.5 mm) gypsum board; or
 - 3.6. Corrosion-resistant steel having a base metal thickness of 0.016 inch (0.406 mm).

~~The above ignition barrier is not required where the foam plastic insulation has been tested in accordance with Section R316.6.~~

Committee Reason: The committee approved this code change proposal because they felt that it is a good reorganization that provides clarity and is consistent with the committee's prior action on proposal RB170. The modification further clarifies the code.

Assembly Action:

None

RB172-13

Committee Action:

Approved as Modified

Modify proposal as follows:

R316.5.11 Sill plates and headers. Foam plastic shall be permitted to be spray applied to sill plates and headers or installed in the perimeter joist space without the thermal barrier specified in Section R316.4 subject to all of the following:

1. The maximum thickness of the foam plastic shall be 3 1/4 inches (83 mm).
2. The density of the foam plastic shall be in the range of 0.5 to 2.0 pounds per cubic foot (8 to 32

- kg/m³).
3. The foam plastic shall have a flame spread index of 25 or less and an accompanying smoke-developed index of 450 or less when tested in accordance with ASTM E 84 or UL 723.

Committee Reason: The committee approved this code change proposal because they felt that it was a good reorganization that clarifies the code by addressing exactly where spray foam can be applied in relation to sill plates and headers. The modification further clarifies the proposal and addresses the fact that the foam assemblies were tested with spray applied foam plastics.

Assembly Action: **None**

RB173-13

Committee Action: **Disapproved**

Committee Reason: The committee disapproved this code change proposal at the request of the proponent.

Assembly Action: **None**

RB174-13

Committee Action: **Disapproved**

Committee Reason: The committee disapproved this proposed code change because they felt that it duplicated other code requirements and because the proponent needs to clarify what the phrase "special testing" refers to.

Assembly Action: **None**

RB175-13

Committee Action: **Approved as Submitted**

For staff analysis of the content of SBCA FS 100 relative to CP#28, Section 3.6, please visit: <http://www.iccsafe.org/cs/codes/Documents/2012-2014Cycle/Proposed-B/00-CompleteGroupB-MonographUpdates.pdf>

Committee Reason: The committee approved this code change proposal because they felt that it provided a new accredited standard that will be useful to the entire building industry.

Assembly Action: **None**

RB176-13

Committee Action: **Approved as Submitted**

Committee Reason: The committee approved this proposed code change because they felt that it was an important addition to the code that clarified the type of stainless steel fasteners that must be used.

Assembly Action: **None**

RB177-13

Committee Action: **Approved as Submitted**

Committee Reason: The committee approved this code change proposal because they felt that it provided a useful pointer to the related provisions in the International Building Code.

Assembly Action: **None**

RB178-13

Committee Action:

Approved as Modified

Modify proposal as follows:

R320.1 Scope. Where there are four or more *dwelling* units or ~~sleeping units~~ guestrooms in a single structure, the provisions of Chapter 11 of the *International Building Code* for Group R-3 shall apply.

Exception: Owner-occupied lodging houses with five or fewer guestrooms or ~~sleeping units~~ constructed in accordance with the *International Residential Code* are not required to be accessible.

Committee Reason: The committee approved this code change proposal because it clarifies when related provisions in the International Building Code are applicable. The committee modified this proposed code change because the term "sleeping units" is not used in the International Residential Code.

Assembly Action:

None

RB179-13

Committee Action:

Disapproved

Committee Reason: The committee disapproved this code change proposal because they felt that a) based on testimony, mountainous and seacoast terrains will have problems with this proposal, b) Type C units are not required in the International Residential Code, c) for townhouses in particular, this is not typical construction, d) this should go through the IBC process first e) this would create serious issues for small urban lots and f) the cost statement was missing.

Assembly Action:

None

RB180-13

Committee Action:

Disapproved

Committee Reason: The committee disapproved this code change proposal because they felt that the regulatory process provides an opportunity for everyone to participate, that is what congress intended and that is the procedure that needs to be followed. The proposal does not take into account that all coastal areas are not the same with regard to weather or wave action, yet this proposal applies to thousands and thousands of existing and new dwellings. Pulling coastal A areas into V Zones has far reaching implications. There have not been enough studies to justify this.

Assembly Action:

None

RB181-13

Committee Action:

Disapproved

Committee Reason: The committee disapproved this code change proposal because they felt that it is in excess of minimum Federal Emergency Management Agency (FEMA) requirements and that exceptions should be developed.

Assembly Action:

None

RB182-13

Committee Action:

Approved as Submitted

Committee Reason: The committee approved this code change proposal because they felt that it clarifies the code.

Assembly Action:

None

RB183-13

Committee Action:

Approved as Modified

Modify proposal as follows:

R322.1.8 Flood damage-resistant materials. Building materials and installation methods used for flooring and interior and exterior walls and wall coverings below the elevation required in Section R322.2 (flood hazard areas including A Zones) or R322.3 (coastal high-hazard areas including V Zones) shall be flood damage-resistant materials that conform to the provisions of FEMA TB-2.

Committee Reason: The committee approved this code change proposal because they felt that it clarifies where flood damage-resistant materials are required. The modification added language that specified the affected building components, thereby further clarifying the code.

Assembly Action:

None

RB184-13

Committee Action:

Disapproved

Committee Reason: The committee disapproved this code change proposal because they felt that it exceeds the NFIP regulations, extends flood damage-resistant materials above the design flood elevation and makes the International Residential Code more restrictive than the 2015 International Building Code and ASCE 24.

Assembly Action:

None

RB185-13

Committee Action:

Approved as Submitted

Committee Reason: The committee approved this code change proposal because they felt that it provides a better reference point since all 50 states do not always agree and compliance under this proposal can be with the applicable state requirements.

Assembly Action:

None

RB186-13

Committee Action:

Approved as Submitted

Committee Reason: The committee approved this code change proposal because they felt that it is good guidance for the code official to have and is aligned with NFIP.

Assembly Action:

None

RB187-13

Committee Action:

Disapproved

Committee Reason: The committee disapproved this code change proposal because they felt that it is difficult to anchor at a breakaway point and because anchorage is more important with regard to stairs. It becomes a life safety issue in the sense that proper anchorage ensures that no one falls and that the stair has a long life. In addition, there is no information to support cost benefits in A Zones and anything that breaks away is likely to damage something.

Assembly Action:

None

RB188-13

Committee Action:

Approved as Submitted

Committee Reason: The committee approved this code change proposal because they felt that the difference of one foot is minor in relation to the safety and long term cost benefits. This proposal increases safety related to flooding and any increased initial costs are offset by lower costs for flood insurance.

Assembly Action:

None

RB189-13

Committee Action:

Approved as Modified

Modify proposal as follows:

R322.2.2 Enclosed area below design flood elevation. Enclosed areas, including crawl spaces, that are below the design flood elevation shall:

1. Be used solely for parking of vehicles, building access or storage.
2. Be provided with flood openings that meet the following criteria and are installed in accordance with Section R322.2.2.1:
 - 2.1. The total net area of all non-engineered openings shall be at least 1 square inch (645 mm²) for each square foot (0.093 m²) of enclosed area where the enclosed area is measured on the exterior of the enclosure walls, or the openings shall be designed as engineered openings and the construction documents shall include a statement by a registered design professional that the design of the openings will provide for equalization of hydrostatic flood forces on exterior walls by allowing for the automatic entry and exit of floodwaters as specified in Section ~~2.7.2.2~~ ~~2.6.2.2~~ of ASCE 24.
 - 2.2. Openings shall be not less than 3 inches (76 mm) in any direction in the plane of the all.
 - 2.3. The presence of louvers, blades, screens and faceplates or other covers and devices shall allow ~~not block or impede~~ the automatic flow of floodwaters into and out of the enclosed areas and shall be accounted for in the determination of the net open area.

R322.2.2.1 Installation of openings. The walls of enclosed areas shall have openings installed such that:

1. There shall be a minimum of two openings on different sides of each enclosed area; if a building has more than one enclosed area below the design flood elevation, each area shall have ~~openings on exterior walls.~~
2. The bottom of each opening shall be not more than 1 ft (305 mm) above the higher of the final interior grade or floor and the finished exterior grade immediately under each opening.
3. Openings shall be permitted to be installed in doors and windows; doors and windows without installed openings do not meet the requirements of this section.

Committee Reason: The committee approved this code change proposal because they felt that it updates and clarifies the code. The modifications are corrections and clarifications that provide additional guidance.

Assembly Action:

None

RB190-13

Committee Action:

Disapproved

Committee Reason: The committee disapproved this code change proposal because they felt that it addressed property loss mitigation instead of life safety. The cost would be insignificant as compared to the savings. The increase in the first time costs could be significant. We may not want to use the code to mitigate costs to insurers. The proposal does not provide enough specific guidance.

Assembly Action:

None

RB191-13

Committee Action:

Disapproved

Committee Reason: The committee disapproved this code change proposal because they felt that it contained unenforceable language such as the phrase "debris that causes significant damage to a structure." In addition,

scouring does not take place in all areas of the United States, yet these proposed changes apply to all areas. Sometimes slabs must have turned down edges for frost protection purposes.

Assembly Action: **None**

RB192-13

Committee Action: **Disapproved**

Committee Reason: The committee disapproved this code change proposal because they felt that it left too many questions unanswered that create confusion for the designer, engineer and code official. Some of the proposed modifications helped, but were not enough. This proposal is far reaching. If it was narrowed down in scope to coastal V Zones and areas where there is wave action it might be more worthy of consideration.

Assembly Action: **None**

RB193-13

Committee Action: **Disapproved**

Committee Reason: The committee disapproved this code change proposal because they felt that it contained information that was not appropriate for the International Residential Code. Tanks are typically regulated by the fire code, zoning code, or fuel gas code. The proposal also lacks specificity with regard to the language "protected from impact by floating debris."

Assembly Action: **None**

RB194-13

Committee Action: **Disapproved**

Committee Reason: The committee disapproved this code change proposal at the request of the proponent.

Assembly Action: **None**

RB195-13

Committee Action: **Approved as Submitted**

Committee Reason: The committee approved this proposal as they felt that it was a minor change that added clarification by relocating existing language.

Assembly Action: **None**

RB196-13

Committee Action: **Approved as Submitted**

Committee Reason: The committee approved this code change proposal because they felt that it addressed an undesirable condition and does not provide a solution.

Assembly Action: **None**

RB197-13

Committee Action: **Approved as Submitted**

Committee Reason: The committee approved this code change proposal because they felt that it adds clarity by referencing the ASD standard.

Assembly Action: **None**

RB198-13

Committee Action: Disapproved

Committee Reason: The committee disapproved this code change proposal because they felt that the proposed section requires a door at the top of the stair and makes no provisions for conditions where the stair leads to a deck. It is a good concept but it needs work. In hurricane prone areas, the doors that are being discussed could be interior doors and this could create undue additional costs.

Assembly Action: None

RB199-13

Committee Action: Disapproved

Committee Reason: The committee disapproved this code change proposal because they felt that, although the language for safe rooms and storm shelters are moving into the common vernacular, not everyone wants them to be built to the standards required by this proposal.

Assembly Action: None

RB200-13

Committee Action: Disapproved

Committee Reason: The committee disapproved this code change proposal because they felt that it includes multiple references to the International Building Code. This is contrary to the intent of the International Residential Code, which is to be a stand-alone code.

Assembly Action: None

RB201-13

Committee Action: Disapproved

For staff analysis of the content of ASTM D5926 and ASTM E1745 relative to CP#28, Section 3.6, please visit: <http://www.iccsafe.org/cs/codes/Documents/2012-2014Cycle/Proposed-B/00-CompleteGroupB-MonographUpdates.pdf>

Committee Reason: The committee disapproved this code change proposal because they felt that information related to radon gas should remain in the appendix, and because what may sometimes be needed should not always be required. This can be done independently at the local level. There are other ways to mitigate radon. An educational brochure seems to be included in the proposal, which is not appropriate for the code. It is not clear why a certified third party is required. The proposal requires a performance standard on top of prescriptive requirements with no guarantee that the performance requirements will be met. This committee and building and building code professionals are not industrial hygienists and should not be expected to enforce health related requirements.

Assembly Action: None

RB202-13

Committee Action: Disapproved

Committee Reason: The committee disapproved this code change proposal because they felt that it would incur costs for existing homes that are not necessary and should not be required. The proposal does not address issues such as ventilation in existing homes that were constructed prior to mechanical ventilation. This may require different types of windows to be installed that do not aesthetically work with the remaining existing units.

Assembly Action: None

RB203-13

Committee Action:

Approved as Modified

Modify proposal as follows:

R324.5 Openness. *Mezzanines* shall be open and unobstructed to the room in which they *are* located except for walls not more than 42.36 inches (1067 mm) in height, columns and posts.

Exceptions:

1. *Mezzanines* or portions thereof are not required to be open to the room in which they are located, provided that the aggregate floor area of the enclosed space is not greater than 10 percent of the *mezzanine* area.
2. In buildings that are no more than two *stories* above *grade plane* and equipped throughout with an *automatic sprinkler system* in accordance with NFPA 13R, NFPA 13D or Appendix S Section R313, a *mezzanine* having two or more ~~means of egress~~ shall not be required to be open to the room in which the *mezzanine* is located.

(Portions of proposal not shown to remain as originally proposed.)

Committee Reason: The committee approved this code change proposal because they felt that it appropriately removes requirements that should be in the body of the code from the definitions section of the code. The term "loft" does not add anything. The modification adds clarity.

Assembly Action:

None

RB204-13

Committee Action:

Disapproved

Committee Reason: The committee disapproved this proposal because the reference to the code already adequately references ICC 600 in Section R301.2.1.1 is adequate.

Assembly Action:

None

RB205-13

For staff analysis of the content of 40 CFR Part 450 relative to CP#28, Section 3.6, please visit: <http://www.iccsafe.org/cs/codes/Documents/2012-2014Cycle/Proposed-B/00-CompleteGroupB-MonographUpdates.pdf>

Committee Action:

Disapproved

Committee Reason: The construction documents do not contain permits. The stormwater permits are normally issued by the engineering department or at the state level, not the building department. This is best left to the local jurisdiction.

Assembly Action:

None

RB206-13

Committee Action:

Disapproved

Committee Reason: The building department is not involved with encroachment on adjacent property. There are local, state and federal laws that address this issue. This is consistent with the committees action on RB205-13.

Assembly Action:

None

RB207-13

For staff analysis of the content of ASTM D1557-07 relative to CP#28, Section 3.6, please visit: <http://www.iccsafe.org/cs/codes/Documents/2012-2014Cycle/Proposed-B/00-CompleteGroupB-MonographUpdates.pdf>

Committee Action: **Disapproved**

Committee Reason: This committee feels this is outside the scope of the IRC and should be handled by ordinance at the local jurisdiction.

Assembly Action: **None**

RB208-13

Committee Action: **Approved as Submitted**

Committee Reason: The committee feels this clarifies the concrete requirement for foundations and qualifies the material requirements.

Assembly Action: **None**

RB209-13

Committee Action: **Approved as Submitted**

Committee Reason: This change provides a useful design standard of 1500 psi for masonry system and is needed in the code.

Assembly Action: **None**

RB210-13

Committee Action: **Disapproved**

Committee Reason: The committee feels this has merit but the figure is confusing. The proponent should work with the structural engineers and clarify the details and bring this back later.

Assembly Action: **None**

RB211-13

Committee Action: **Approved as Submitted**

Committee Reason: The committee feels this provides useful tables and provides additional option for builders. This improves the prescribed minimum footing sizes.

Assembly Action: **None**

RB212-13

Committee Action: **Disapproved**

Committee Reason: The committee likes the concept and it would add useful figures to the code. However, there are some inaccuracies in the figures related to reinforcing for high seismic. The proponent should rework this and bring it back.

Assembly Action: **None**

RB213-13

Committee Action:

Approved as Submitted

Committee Reason: The figure clarifies the requirement for wood foundation and sets the maximum unbalanced backfill height.

Assembly Action:

None

RB214-13

Committee Action:

Approved as Modified

Modify the proposal as follows:

R403.1.2 Continuous footing in Seismic Design Categories D₀, D₁ and D₂. *The braced wall panels at exterior walls of buildings located in Seismic Design Categories D₀, D₁ and D₂ shall be supported by continuous footings. All required interior braced wall panels in buildings with plan dimensions greater than 50 feet (15 240 mm) shall also be supported by continuous footings, except for two-story buildings in Seismic Design Category D₂ in which all braced wall panels, interior and exterior, shall be supported on continuous foundations. For one-story buildings in Seismic Design Category D₂ and one- and two-story buildings in Seismic Design Categories D₀ and D₁, braced wall panels shall be supported on continuous foundations at intervals not exceeding 50 feet (15 240 mm). For two-story buildings in Seismic Design Category D₂, all braced wall panels shall be supported on continuous foundations.*

Exception: Two-story buildings shall be permitted to have interior braced wall panels supported on continuous foundations at intervals not exceeding 50 feet (15 240 mm) provided that:

1. The height of cripple walls does not exceed 4 feet (1219 mm).
2. First-floor braced wall panels are supported on doubled floor joists, continuous blocking or floor beams.
3. The distance between bracing lines does not exceed twice the building width measured parallel to the braced wall line.

(Portions of code change not shown remain unchanged)

Committee Reason: This change clarifies the foundation requirements for braced wall panels in high seismic areas and moves all the requirements into Chapter 4. The modifications clarifies the foundation requirements for interior and exterior braced wall panels and retains the exception to allow first floor interior based wall panels to be supported by floor framing.

Assembly Action:

None

RB215-13

Committee Action:

Approved as Submitted

Committee Reason: Approval was based upon the proponent's published reason.

Assembly Action:

None

RB216-13

Committee Action:

Disapproved

Committee Reason: The proposal needs additional work and brought back. An inappropriate standard, ASTM A706 is referenced in R403.1.3.5.1. Sections R403.1.3.1 and R403.1.3.2 require vertical bars to extend to the bottom of the footing and no clearance is specified.

Assembly Action:

None

RB217-13

Committee Action: **Approved as Submitted**

Committee Reason: Approval was based upon the proponent's published reason.

Assembly Action: **None**

RB218-13

Committee Action: **Approved as Submitted**

Committee Reason: Approval was based upon the proponent's published reason.

Assembly Action: **None**

RB219-13

Committee Action: **Approved as Modified**

Modify the proposal as follows:

R403.1.6 Foundation anchorage. Sill plates and walls supported directly on continuous foundations shall be anchored to the foundation in accordance with this section.

Wood sole plates at all exterior walls on monolithic slabs, wood sole plates of braced wall panels at building interiors on monolithic slabs and all wood sill plates shall be anchored to the foundation with anchor bolts spaced a maximum of 6 feet (1829 mm) on center. Bolts shall be at least 1/2 inch (12.7 mm) in diameter and shall extend a minimum of 7 inches (178 mm) into concrete or grouted cells of concrete masonry units. The bolts shall be located a minimum ~~1 3/4" from the plate's edge or~~ in the middle third of the plate's edge. A nut and washer shall be tightened on each anchor bolt. There shall be a minimum of two bolts per plate section with one bolt located not more than 12 inches (305 mm) or less than seven bolt diameters from each end of the plate section. Interior bearing wall sole plates on monolithic slab foundation that are not part of a braced wall panel shall be positively anchored with approved fasteners. Sill plates and sole plates shall be protected against decay and termites where required by Sections R317 and R318. Cold-formed steel framing systems shall be fastened to wood sill plates or anchored directly to the foundation as required in Section R505.3.1 or R603.3.1.

(Portions of code change not shown remain unchanged)

Committee Reason: Approval was based upon the proponent's published reason. The modification clarifies the location of the anchor bolt relative to the middle third of the plate.

Assembly Action: **None**

RB220-13

Committee Action: **Disapproved**

Committee Reason: The committee feels the proposed new language does not add clarity or improve this code.

Assembly Action: **None**

RB221-13

Committee Action: **Approved as Submitted**

Committee Reason: This change adds an alternate product for horizontal insulation for frost protection footings.

Assembly Action: **None**

RB222-13

Committee Action: **Approved as Submitted**

Committee Reason: Approval was based upon the proponent's published reason.

Assembly Action: **None**

RB223-13

Committee Action: **Approved as Submitted**

Committee Reason: Approval was based upon the proponent's published reason.

Assembly Action: **None**

RB224-13

Committee Action: **Disapproved**

Committee Reason: There was no technical justification provided that there have been any wide spread failures of 8 ft or 9 ft hollow masonry walls.

Assembly Action: **Approved as Submitted**

RB225-13

Committee Action: **Approved as Submitted**

Committee Reason: This change adds a needed footnote and deletes the use of soil class MH in Table R404.1.1(1).

Assembly Action: **None**

RB226-13

Committee Action: **Approved as Submitted**

Committee Reason: Approval was based upon the proponent's published reason.

Assembly Action: **None**

RB227-13

Committee Action: **Approved as Submitted**

Committee Reason: Approval was based upon the proponent's published reason.

Assembly Action: **None**

RB228-13

Committee Action: **Disapproved**

Committee Reason: It is unclear whether the change would prohibit temporary bracing. There are inconsistencies within the text. The committee prefers the current definition of retaining wall.

Assembly Action: **None**

RB229-13

Committee Action: **Disapproved**

Committee Reason: There is no problem with the existing code terminology. This change would add confusion and reduce the options that are now available.

Assembly Action: **None**

RB230-13

Committee Action: **Approved as Submitted**

Committee Reason: Approval was based upon the proponent's published reason.

Assembly Action: **None**

RB231-13

Committee Action: **Disapproved**

Committee Reason: The existing code language is clear. Sump pumps are already addressed in Section P3007. This change would eliminate the use of a dry well.

Assembly Action: **None**

RB232-13

Committee Action: **Disapproved**

Committee Reason: The building official should not be the one charged to determine the soil conditions. The water table can vary by seasons and a visual subsurface inspection is only accurate at the time it is performed.

Assembly Action: **None**

RB233-13

Committee Action: **Approved as Submitted**

Committee Reason: Approval was based upon the proponent's published reason.

Assembly Action: **None**

RB234-13

Committee Action: **Approved as Submitted**

Committee Reason: Approval was based upon the proponent's published reason.

Assembly Action: **None**

RB235-13

Committee Action: **Approved as Submitted**

Committee Reason: Penetrations need to be addressed and this change provides a needed list of penetrations that are allowed.

Assembly Action: **None**

RB236-13

Committee Action: Disapproved

Committee Reason: The committee feels that Section P2904 permits a partial system and other approved systems needs to be retained.

Assembly Action: None

RB237-13

Committee Action: Disapproved

Committee Reason: The committee feels it is important to keep the requirement that permits approved assemblies with equivalency to 2x10 lumber.

Assembly Action: None

RB238-13

Committee Action: Disapproved

Committee Reason: Based upon the proponent's request for disapproval. Proponent will be back with a public comment.

Assembly Action: None

RB239-13

Committee Action: Disapproved

Committee Reason: The committee feels the 5/8 WSP should be retained since it is used throughout the code as an equivalent to gypsum wallboard. Also deleting exception 4 would change the intent of the code to allow equivalency to 2x10 lumber.

Assembly Action: None

RB240-13

Committee Action: Disapproved

Committee Reason: The committee feels this section should be retained. This section is needed where jurisdictions amend out the sprinkler requirements.

Assembly Action: None

RB241-13

Committee Action: Disapproved

Committee Reason: The committee feels that proposed Section R502.2.2 would prohibit WSP for subflooring.

Assembly Action: None

RB242-13

Committee Action: Approved as Submitted

Committee Reason: This change provides an appropriate reference to ICC 400 as stated in the proponents published reason.

Assembly Action: None

RB243-13

For staff analysis of the content of ANSI/APA PRG 320-2012 relative to CP#28, Section 3.6, please visit: <http://www.iccsafe.org/cs/codes/Documents/2012-2014Cycle/Proposed-B/00-CompleteGroupB-MonographUpdates.pdf>

Committee Action: **Approved as Submitted**

Committee Reason: Approval was based upon the proponent's published reason.

Assembly Action: **None**

RB244-13

For staff analysis of the content of ANSI/APA PRG 410-2011 and ASTM D7672-2012 relative to CP#28, Section 3.6, please visit: <http://www.iccsafe.org/cs/codes/Documents/2012-2014Cycle/Proposed-B/00-CompleteGroupB-MonographUpdates.pdf>

Committee Action: **Approved as Submitted**

Committee Reason: Approval was based upon the proponent's published reason.

Assembly Action: **None**

RB245-13

For staff analysis of the content of ANSI/APA PRG 320-2012 relative to CP#28, Section 3.6, please visit: <http://www.iccsafe.org/cs/codes/Documents/2012-2014Cycle/Proposed-B/00-CompleteGroupB-MonographUpdates.pdf>

Committee Action: **Disapproved**

Committee Reason: Based upon the proponent's request for disapproval and the committees action on RB243-13.

Assembly Action: **None**

RB246-13

For staff analysis of the content of ANSI/APA PRG 410-2011 and ASTM D7672-2012 relative to CP#28, Section 3.6, please visit: <http://www.iccsafe.org/cs/codes/Documents/2012-2014Cycle/Proposed-B/00-CompleteGroupB-MonographUpdates.pdf>

Committee Action: **Disapproved**

Committee Reason: The committee prefers RB244-13 and the proponent requested disapproval.

Assembly Action: **None**

RB247-13

Committee Action: **Approved as Modified**

Modify the proposal as follows:

TABLE R502.3.3(1)
CANTILEVER SPANS FOR FLOOR JOISTS SUPPORTING LIGHT-FRAME EXTERIOR BEARING WALL
AND ROOF ONLY^{a, b, c, f, g, h}
(Floor Live Load ≤ 40 psf, Roof Live Load ≤ 20 psf)

(Portions of table not shown remain unchanged)

For SI: 1 inch = 25.4 mm, 1 foot = 304.8 mm, 1 pound per square foot = 0.0479 kPa.

a. Tabulated values are for clear-span roof supported solely by exterior bearing walls.

- b. Spans are based on No. 2 Grade lumber of Douglas fir-larch, hem-fir, southern pine and spruce-pine-fir for repetitive (three or more) members.
- c. Ratio of backspan to cantilever span shall be at least 3:1.
- d. Connections capable of resisting the indicated uplift force shall be provided at the backspan support.
- e. Uplift force is for a backspan to cantilever span ratio of 3:1. Tabulated uplift values are permitted to be reduced by multiplying by a factor equal to 3 divided by the actual backspan ratio provided (3/backspan ratio).
- f. See Section R301.2.2.2.5, Item 1, for additional limitations on cantilevered floor joists for detached one- and two-family dwellings in Seismic Design Category D₀, D₁, or D₂ and townhouses in Seismic Design Category C, D₀, D₁, or D₂.
- g. A full-depth rim joist shall be provided at the unsupported end of the cantilever joists. Solid blocking shall be provided at the supported end. Where the cantilever length is 24 inches (610 mm) or less and the building is assigned to Seismic Design Category A, B or C, solid blocking at the ~~supported end~~ support for the cantilever shall not be required.
- h. Linear interpolation shall be permitted for building widths and ground snow loads other than shown

TABLE R502.3.3(2)
CANTILEVER SPANS FOR FLOOR JOISTS SUPPORTING EXTERIOR BALCONY^{a, b, e, f}

(Portions of table not shown remain unchanged)

For SI: 1 inch = 25.4 mm, 1 pound per square foot = 0.0479 kPa.

- a. Spans are based on No. 2 Grade lumber of Douglas fir-larch, hem-fir, southern pine and spruce-pine-fir for repetitive (three or more) members.
- b. Ratio of backspan to cantilever span shall be at least 2:1.
- c. Connections capable of resisting the indicated uplift force shall be provided at the backspan support.
- d. Uplift force is for a backspan to cantilever span ratio of 2:1. Tabulated uplift values are permitted to be reduced by multiplying by a factor equal to 2 divided by the actual backspan ratio provided (2/backspan ratio).
- e. A full-depth rim joist shall be provided at the unsupported end of the cantilever joists. Solid blocking shall be provided at the supported end. Where the cantilever length is 24 inches (610 mm) or less and the building is assigned to Seismic Design Category A, B or C, solid blocking at the ~~supported end~~ support for the cantilever shall not be required.
- f. Linear interpolation shall be permitted for ground snow loads other than shown.

Committee Reason: Approval was based upon the proponent's published reason. The modification clarifies where the solid blocking is not required.

Assembly Action: **None**

RB248-13

Committee Action: **Approved as Submitted**

Committee Reason: Approval was based upon the proponent's published reason.

Assembly Action: **None**

RB249-13

Committee Action: **Approved as Modified**

Modify the proposal as follows:

TABLE R502.3.3(1)
CANTILEVER SPANS FOR FLOOR JOISTS SUPPORTING LIGHT-FRAME
EXTERIOR BEARING WALL AND ROOF ONLY^{a, b, c, f, g, h}
(Floor Live Load ≤ 40 psf, Roof Live Load ≤ 20 psf)

For SI: 1 inch = 25.4 mm, 1 foot = 304.8 mm, 1 pound per square foot = 0.0479 kPa.

- a. Tabulated values are for clear-span roof supported solely by exterior bearing walls.
- b. Spans are based on No. 2 Grade lumber of Douglas fir-larch, hem-fir, and spruce-pine-fir for repetitive (three or more) members. No. 1 or better shall be used for southern pine.

(Portions of Table not shown remain unchanged)

TABLE R502.3.3(2)
CANTILEVER SPANS FOR FLOOR JOISTS SUPPORTING EXTERIOR BALCONY^{a, b,}
e, f

For SI: 1 inch = 25.4 mm, 1 pound per square foot = 0.0479 kPa.

- a. Spans are based on No. 2 Grade lumber of Douglas fir-larch, hem-fir, and spruce-pine-fir for repetitive (three or more) members. No. 1 or better shall be used for southern pine.

(Portions of Table not shown remain unchanged)

Committee Reason: Approval was based upon the proponent's published reason. The modification allows southern-pine but limits it to grade #1 or better.

Assembly Action: **None**

RB250-13

Committee Action: **Approved as Modified**

Modify the proposal as follows:

TABLE R502.5(1)
GIRDER SPANS^{a, b} AND HEADER SPANS^{a, b} FOR EXTERIOR BEARING WALLS
(Maximum spans for Douglas fir-larch, hem-fir, southern pine and spruce-pine-fir and required number of jack studs)

(Portions of Table not shown remain unchanged)

For SI: 1 inch = 25.4 mm, 1 pound per square foot = 0.0479 kPa.

- a. Spans are given in feet and inches.
b. No. 1 or better grade lumber shall be used for Southern Pine-~~2x4s~~. Other tabulated values assume #2 grade lumber.
c. Building width is measured perpendicular to the ridge. For widths between those shown, spans are permitted to be interpolated.
d. NJ - Number of jack studs required to support each end. Where the number of required jack studs equals one, the header is permitted to be supported by an approved framing anchor attached to the full-height wall stud and to the header.
e. Use 30 psf ground snow load for cases in which ground snow load is less than 30 psf and the roof live load is equal to or less than 20 psf.

TABLE R502.5(2)
GIRDER SPANS^{a, b} AND HEADER SPANS^{a, b} FOR INTERIOR BEARING WALLS
(Maximum spans for Douglas fir-larch, hem-fir, southern pine and spruce-pine-fir and required number of jack studs)

(Portions of Table not shown remain unchanged)

For SI: 1 inch = 25.4 mm, 1 foot = 304.8 mm.

- a. Spans are given in feet and inches.
b. No. 1 or better grade lumber shall be used for Southern Pine-~~2x4s~~. Other tabulated values assume #2 grade lumber.
c. Building width is measured perpendicular to the ridge. For widths between those shown, spans are permitted to be interpolated.
d. NJ - Number of jack studs required to support each end. Where the number of required jack studs equals one, the header is permitted to be supported by an approved framing anchor attached to the full-height wall stud and to the header.

Add the tables as follows:

TABLE R502.3.1(1)
FLOOR JOIST SPANS FOR COMMON LUMBER SPECIES
 (Residential sleeping areas, live load = 30 psf, L/Δ = 360)^a

JOIST SPACING (inches)	SPECIES AND GRADE		DEAD LOAD = 10 psf				DEAD LOAD = 20 psf			
			2 x 6	2 x 8	2 x 10	2 x 12	2 x 6	2 x 8	2 x 10	2 x 12
			Maximum floor joist spans							
		(ft - in.)	(ft - in.)	(ft - in.)	(ft - in.)	(ft - in.)	(ft - in.)	(ft - in.)	(ft - in.)	
12	Southern pine	#1	12-0-11-10	15-10-15-7	20-3-19-10	24-8-24-2	12-0-11-10	15-10-15-7	20-3-18-7	24-8-22-0
	Southern pine	#2	11-4-11-3	15-7-14-11	19-10-18-1	24-2-21-4	11-10-10-9	15-7-13-8	18-7-16-2	21-9-19-1
	Southern pine	#3	10-5-9-2	13-3-11-6	15-8-14-0	18-8-16-6	9-4-8-2	11-11-10-3	14-0-12-6	16-8-14-9
16	Southern pine	#1	10-11-10-9	14-5-14-2	18-5-18-0	22-5-21-4	10-11-10-9	14-5-13-9	17-11-16-1	21-4-19-1
	Southern pine	#2	10-9-10-3	14-2-13-3	18-0-15-8	21-1-18-6	10-5-9-4	13-6-11-10	16-1-14-0	18-10-16-6
	Southern pine	#3	9-0-7-11	11-6-10-10	13-7-12-1	16-2-14-4	8-1-7-1	10-3-8-11	12-2-10-10	14-6-12-10
19.2	Southern pine	#1	10-4-10-1	13-7-13-4	17-4-16-5	21-1-19-6	10-4-9-11	13-7-12-7	16-4-14-8	19-6-17-5
	Southern pine	#2	10-1-9-6	13-4-12-1	16-5-14-4	19-3-16-10	9-6-8-6	12-4-10-10	14-8-12-10	17-2-15-1
	Southern pine	#3	8-3-7-3	10-6-9-1	12-5-11-0	14-9-13-1	7-4-6-5	9-5-8-2	11-1-9-10	13-2-11-8
24	Southern pine	SS	9-9	12-10	16-5	19-11	9-9	12-10	16-5	19-11-19-8
	Southern pine	#1	9-7-9-4	12-7-12-4	16-1-14-8	19-6-17-5	9-7-8-10	12-4-11-3	14-7-13-1	17-5-15-7
	Southern pine	#2	9-4-8-6	12-4-10-10	14-8-12-10	17-2-15-1	8-6-7-7	11-0-9-8	13-1-11-5	15-5-13-6
	Southern pine	#3	7-4-6-5	9-5-8-2	11-1-9-10	13-2-11-8	6-7-5-9	8-5-7-3	9-11-8-10	11-10-10-5

For SI: 1 inch = 25.4 mm, 1 foot = 304.8 mm, 1 pound per square foot = 0.0479 kPa.

Note: Check sources for availability of lumber in lengths greater than 20 feet.

- a. Dead load limits for townhouses in Seismic Design Category C and all structures in Seismic Design Categories D₀, D₁ and D₂ shall be determined in accordance with Section R301.2.2.2.1.

(Portions of table not shown remain unchanged)

TABLE R502.3.1(2)
FLOOR JOIST SPANS FOR COMMON LUMBER SPECIES
 (Residential living areas, live load = 40 psf, L/Δ = 360)^b

JOIST SPACING (inches)	SPECIES AND GRADE		DEAD LOAD = 10 psf				DEAD LOAD = 20 psf			
			2 x 6	2 x 8	2 x 10	2 x 12	2 x 6	2 x 8	2 x 10	2 x 12
			Maximum floor joist spans							
		(ft - in.)	(ft - in.)	(ft - in.)	(ft - in.)	(ft - in.)	(ft - in.)	(ft - in.)	(ft - in.)	
12	Southern pine	#1	10-11-10-9	14-5-14-2	18-5-18-0	22-5-21-11	10-11-10-9	14-5-14-2	18-5-16-11	22-5-20-1
	Southern pine	#2	10-9-10-3	14-2-13-6	18-0-16-2	21-9-19-1	10-9-9-10	14-2-12-6	16-11-14-9	19-10-17-5
	Southern pine	#3	9-4-8-2	11-11-10-3	14-0-12-6	16-8-14-9	8-6-7-5	10-10-9-5	12-10-11-5	15-3-13-6
16	Southern pine	#1	9-11-9-9	13-1-12-10	16-9-16-1	20-4-19-1	9-11-9-9	13-1-12-7	16-4-14-8	19-6-17-5
	Southern pine	#2	9-9-9-4	12-10-11-10	16-1-14-0	18-10-16-6	9-6-8-6	12-4-10-10	14-8-12-10	17-2-15-1
	Southern pine	#3	8-1-7-1	10-3-8-11	12-2-10-10	14-6-12-10	7-4-6-5	9-5-8-2	11-1-9-10	13-2-11-8
19.2	Southern pine	#1	9-4-9-2	12-4-12-1	15-9-14-8	19-2-17-5	9-4-9-0	12-4-11-5	14-11-13-5	17-9-15-11
	Southern pine	#2	9-2-8-6	12-1-10-10	14-8-12-10	17-2-15-1	8-8-7-9	11-3-9-10	13-5-11-8	15-8-13-9
	Southern pine	#3	7-4-6-5	9-5-8-2	11-1-9-10	13-2-11-8	6-9-5-11	8-7-7-5	10-1-9-0	12-1-10-8
24	Southern pine	SS	8-10	11-8	14-11	18-1	8-10	11-8	14-11	18-1-18-0
	Southern pine	#1	8-8-8-6	11-5-11-3	14-7-13-1	17-5-15-7	8-8-8-1	11-3-10-3	13-4-12-0	15-11-14-3
	Southern pine	#2	8-6-7-7	11-0-9-8	13-1-11-5	15-5-13-6	7-9-7-0	10-0-8-10	12-0-10-5	14-0-12-4
	Southern pine	#3	6-7-5-9	8-5-7-3	9-11-8-10	11-10-10-5	6-0-5-3	7-8-6-8	9-1-8-1	10-9-9-6

For SI: 1 inch = 25.4 mm, 1 foot = 304.8 mm, 1 pound per square foot = 0.0479 kPa.

Note: Check sources for availability of lumber in lengths greater than 20 feet.

- a. End bearing length shall be increased to 2 inches.

b. Dead load limits for townhouses in Seismic Design Category C and all structures in Seismic Design Categories D₀, D₁, and D₂ shall be determined in accordance with Section R301.2.2.2.1.

(Portions of table not shown remain unchanged)

Revise the tables as follows:

TABLE R802.4(1)
CEILING JOIST SPANS FOR COMMON LUMBER SPECIES
(Uninhabitable attics without storage, live load = 10 psf, L/Δ = 240)

CEILING JOIST SPACING (inches)	SPECIES AND GRADE		DEAD LOAD = 5 psf			
			2 x 4	2 x 6	2 x 8	2 x 10
			Maximum ceiling joist spans			
			(feet - inches)	(feet - inches)	(feet - inches)	(feet - inches)
12	Southern pine	#1	12-8 <u>12-5</u>	19-11 <u>19-6</u>	Note a <u>25-8</u>	Note a
	Southern pine	#2	12-5 <u>11-10</u>	19-6 <u>18-8</u>	25-8 <u>24-7</u>	Note a
	Southern pine	#3	11-6 <u>10-1</u>	17-0 <u>14-11</u>	21-8 <u>18-9</u>	25-7 <u>22-9</u>
16	Southern pine	#1	11-6 <u>11-3</u>	18-1 <u>17-8</u>	23-10 <u>23-4</u>	Note a
	Southern pine	#2	11-3 <u>10-9</u>	17-8 <u>16-11</u>	23-4 <u>21-7</u>	Note a <u>25-7</u>
	Southern pine	#3	10-0 <u>8-9</u>	14-9 <u>12-11</u>	18-9 <u>16-3</u>	22-2 <u>19-9</u>
19.2	Southern pine	#1	10-10 <u>10-7</u>	17-0 <u>16-8</u>	22-5 <u>22-0</u>	Note a
	Southern pine	#2	10-7 <u>10-2</u>	16-8 <u>15-7</u>	21-11 <u>19-8</u>	Note a <u>23-5</u>
	Southern pine	#3	9-1 <u>8-0</u>	13-6 <u>11-9</u>	17-2 <u>14-10</u>	20-3 <u>18-0</u>
24	Southern pine	#1	10-0 <u>9-10</u>	15-9 <u>15-6</u>	20-10 <u>20-5</u>	Note a <u>24-0</u>
	Southern pine	#2	9-10 <u>9-3</u>	15-6 <u>13-11</u>	20-1 <u>17-7</u>	23-11 <u>20-11</u>
	Southern pine	#3	8-2 <u>7-2</u>	12-0 <u>10-6</u>	15-4 <u>13-3</u>	18-1 <u>16-1</u>

Check sources for availability of lumber in lengths greater than 20 feet.

For SI: 1 inch = 25.4 mm, 1 foot = 304.8 mm, 1 pound per square foot = 0.0479kPa.

a. Span exceeds 26 feet in length.

(Portions of table not shown remain unchanged)

TABLE R802.4(2)
CEILING JOIST SPANS FOR COMMON LUMBER SPECIES
(Uninhabitable attics with limited storage, live load = 20 psf, L/Δ = 240)

CEILING JOIST SPACING (inches)	SPECIES AND GRADE		DEAD LOAD = 10 psf			
			2 x 4	2 x 6	2 x 8	2 x 10
			Maximum ceiling joist spans			
			(feet - inches)	(feet - inches)	(feet - inches)	(feet - inches)
12	Southern pine	#1	10-0 <u>9-10</u>	15-9 <u>15-6</u>	20-10 <u>20-5</u>	Note a <u>24-0</u>
	Southern pine	#2	9-10 <u>9-3</u>	15-6 <u>13-11</u>	20-1 <u>17-7</u>	23-11 <u>20-11</u>
	Southern pine	#3	8-2 <u>7-2</u>	12-0 <u>10-6</u>	15-4 <u>13-3</u>	18-1 <u>16-1</u>
16	Southern pine	#1	9-1 <u>8-11</u>	14-4 <u>14-0</u>	18-11 <u>17-9</u>	23-1 <u>20-9</u>
	Southern pine	#2	8-11 <u>8-0</u>	13-6 <u>12-0</u>	17-5 <u>15-3</u>	20-9 <u>18-1</u>
	Southern pine	#3	7-1 <u>6-2</u>	10-5 <u>9-2</u>	13-3 <u>11-6</u>	15-8 <u>14-0</u>
19.2	Southern pine	SS	8-9	13-9	18-1 <u>18-2</u>	23-1
	Southern pine	#1	8-7 <u>8-5</u>	13-6 <u>12-9</u>	17-9 <u>16-2</u>	21-1 <u>18-11</u>
	Southern pine	#2	8-5 <u>7-4</u>	12-3 <u>11-0</u>	15-10 <u>13-11</u>	18-11 <u>16-6</u>
	Southern pine	#3	6-5 <u>5-8</u>	9-6 <u>8-4</u>	12-1 <u>10-6</u>	14-4 <u>12-9</u>
24	Southern pine	#1	8-0 <u>7-8</u>	12-6 <u>11-5</u>	15-10 <u>14-6</u>	18-10 <u>16-11</u>
	Southern pine	#2	7-8 <u>6-7</u>	11-0 <u>9-10</u>	14-2 <u>12-6</u>	16-11 <u>14-9</u>
	Southern pine	#3	5-9 <u>5-1</u>	8-6 <u>7-5</u>	10-10 <u>9-5</u>	12-10 <u>11-5</u>

Check sources for availability of lumber in lengths greater than 20 feet.

For SI: 1 inch = 25.4 mm, 1 foot = 304.8 mm, 1 pound per square foot = 0.0479kPa.

a. Span exceeds 26 feet in length.

(Portions of table not shown remain unchanged)

TABLE R802.5.1(1)
RAFTER SPANS FOR COMMON LUMBER SPECIES
 (Roof live load=20 psf, ceiling not attached to rafters, L/Δ = 180)

RAFTER SPACING (inches)	SPECIES AND GRADE		DEAD LOAD = 10 psf					DEAD LOAD = 20 psf				
			2 x 4	2 x 6	2 x 8	2 x 10	2 x 12	2 x 4	2 x 6	2 x 8	2 x 10	2 x 12
			Maximum rafter spans ^a									
			(feet - inches)	(feet - inches)	(feet - inches)	(feet - inches)	(feet - inches)	(feet - inches)	(feet - inches)	(feet - inches)	(feet - inches)	
12	Southern pine	#1	<u>41-1-10-10</u>	<u>47-4-17-0</u>	<u>22-11-22-5</u>	Note b	Note b	<u>41-1-10-6</u>	<u>47-3-15-8</u>	<u>21-9-19-10</u>	<u>25-10-23-2</u>	Note b
	Southern pine	#2	<u>40-0-10-4</u>	<u>47-0-15-7</u>	<u>22-5-19-8</u>	Note b-23-5	Note b	<u>40-6-9-0</u>	<u>45-1-13-6</u>	<u>49-5-17-1</u>	<u>23-2-20-3</u>	Note b-23-10
	Southern pine	#3	<u>9-1-8-0</u>	<u>13-6-11-9</u>	<u>17-2-14-10</u>	<u>20-3-18-0</u>	<u>24-1-21-4</u>	<u>7-11-6-11</u>	<u>11-8-10-2</u>	<u>14-10-12-10</u>	<u>17-6-15-7</u>	<u>20-11-18-6</u>
16	Southern pine	SS	10-3	16-1	21-2	Note b	Note b	10-3	16-1	21-2	Note b-25-7	Note b
	Southern pine	#1	<u>40-0-9-10</u>	<u>45-9-15-6</u>	<u>20-10-19-10</u>	<u>25-10-23-2</u>	Note b	<u>40-0-9-1</u>	<u>45-0-13-7</u>	<u>48-10-17-2</u>	<u>22-4-20-1</u>	Note b-23-10
	Southern pine	#2	<u>9-10-9-0</u>	<u>45-1-13-6</u>	<u>49-5-17-1</u>	<u>23-2-20-3</u>	Note b-23-10	<u>9-1-7-9</u>	<u>43-0-11-8</u>	<u>46-10-14-9</u>	<u>20-1-17-6</u>	<u>23-7-20-8</u>
	Southern pine	#3	<u>7-11-6-11</u>	<u>11-8-10-2</u>	<u>14-10-12-10</u>	<u>17-6-15-7</u>	<u>20-11-18-6</u>	<u>6-10-6-0</u>	<u>10-1-8-10</u>	<u>42-10-11-2</u>	<u>15-2-13-6</u>	<u>18-1-16-0</u>
19.2	Southern pine	SS	9-8	15-2	19-11	25-5	Note b	9-8	15-2	49-11-19-7	25-5-23-4	Note b
	Southern pine	#1	<u>9-5-9-3</u>	<u>14-10-14-3</u>	<u>49-7-18-1</u>	<u>23-7-21-2</u>	Note b-25-2	<u>9-3-8-4</u>	<u>43-8-12-4</u>	<u>47-2-15-8</u>	<u>20-5-18-4</u>	<u>24-4-21-9</u>
	Southern pine	#2	<u>9-3-8-2</u>	<u>43-9-12-3</u>	<u>47-9-15-7</u>	<u>21-2-18-6</u>	<u>24-10-21-9</u>	<u>8-4-7-1</u>	<u>41-11-10-8</u>	<u>45-4-13-6</u>	<u>48-4-16-0</u>	<u>21-6-18-10</u>
	Southern pine	#3	<u>7-3-6-4</u>	<u>40-8-9-4</u>	<u>43-7-11-9</u>	<u>46-0-14-3</u>	<u>49-1-16-10</u>	<u>6-3-5-6</u>	<u>9-3-8-1</u>	<u>41-9-10-2</u>	<u>43-10-12-4</u>	<u>46-6-14-7</u>
24	Southern pine	SS	8-11	14-1	18-6	23-8	Note b	8-11	14-11-13-10	48-6-17-6	22-11-20-10	Note b-24-8
	Southern pine	#1	<u>8-9-8-7</u>	<u>43-9-12-9</u>	<u>47-9-16-2</u>	<u>21-1-18-11</u>	<u>25-2-22-6</u>	<u>8-3-7-5</u>	<u>42-3-11-1</u>	<u>45-4-14-0</u>	<u>48-3-16-5</u>	<u>21-9-19-6</u>
	Southern pine	#2	<u>8-7-7-4</u>	<u>42-3-11-0</u>	<u>45-10-13-11</u>	<u>48-11-16-6</u>	<u>22-2-19-6</u>	<u>7-5-6-4</u>	<u>40-8-9-6</u>	<u>43-9-12-1</u>	<u>46-5-14-4</u>	<u>49-3-16-10</u>
	Southern pine	#3	<u>6-5-5-8</u>	<u>9-6-8-4</u>	<u>42-1-10-6</u>	<u>44-4-12-9</u>	<u>47-1-15-1</u>	<u>5-7-4-11</u>	<u>8-3-7-3</u>	<u>40-6-9-1</u>	<u>42-5-11-0</u>	<u>44-9-13-1</u>

Check sources for availability of lumber in lengths greater than 20 feet.

For SI: 1 inch = 25.4 mm, 1 foot = 304.8 mm, 1 pound per square foot = 0.0479 kPa.

a. The tabulated rafter spans assume that ceiling joists are located at the bottom of the attic space or that some other method of resisting the outward push of the rafters on the bearing walls, such as rafter ties, is provided at that location. When ceiling joists or rafter ties are located higher in the attic space, the rafter spans shall be multiplied by the factors given below:

(Portions of table not shown remain unchanged)

H_C/H_R	Rafter Span Adjustment Factor
1/3	0.67
1/4	0.76
1/5	0.83
1/6	0.90
1/7.5 or less	1.00

where:

H_C = Height of ceiling joists or rafter ties measured vertically above the top of the rafter support walls.

H_R = Height of roof ridge measured vertically above the top of the rafter support walls.

b. Span exceeds 26 feet in length.

TABLE R802.5.1(2)
RAFTER SPANS FOR COMMON LUMBER SPECIES
 (Roof live load=20 psf, ceiling attached to rafters, L/Δ = 240)

RAFTER SPACING (inches)	SPECIES AND GRADE		DEAD LOAD = 10 psf					DEAD LOAD = 20 psf				
			2 x 4	2 x 6	2 x 8	2 x 10	2 x 12	2 x 4	2 x 6	2 x 8	2 x 10	2 x 12
			Maximum rafter spans ^a									
			(feet - inches)	(feet - inches)	(feet - inches)	(feet - inches)	(feet - inches)	(feet - inches)	(feet - inches)	(feet - inches)	(feet - inches)	(feet - inches)
12	Southern pine	#1	10-0-9-10	15-9-15-6	20-10-20-5	Note b	Note b	10-0-9-10	15-9-15-6	20-10-19-10	25-10-23-2	Note b
	Southern pine	#2	9-10-9-5	15-6-14-9	20-5-19-6	Note b-23-5	Note b	9-10-9-0	15-1-13-6	19-5-17-1	23-2-20-3	Note b-23-10
	Southern pine	#3	9-1-8-0	13-6-11-9	17-2-14-10	20-3-18-0	24-1-21-4	7-11-6-11	11-8-10-2	14-10-12-10	17-6-15-7	20-11-18-6
16	Southern pine	#1	9-1-8-11	14-4-14-1	18-11-18-6	24-1-23-2	Note b	9-1-8-11	14-4-13-7	18-10-17-2	22-4-20-1	Note b-23-10
	Southern pine	#2	8-11-8-7	14-1-13-5	18-6-17-1	23-2-20-3	Note b-23-10	8-11-7-9	13-0-11-8	16-10-14-9	20-1-17-6	23-7-20-8
	Southern pine	#3	7-11-6-11	11-8-10-2	14-10-12-10	17-6-15-7	20-11-18-6	6-10-6-0	10-1-8-10	12-10-11-2	15-2-13-6	18-1-16-0
19.2	Southern pine	SS	8-9	13-9	18-1-18-2	23-1	Note b	8-9	13-9	18-1-18-2	23-1	Note b
	Southern pine	#1	8-7-8-5	13-6-13-3	17-9-17-5	22-8-21-2	Note b-25-2	8-7-8-4	13-6-12-4	17-2-15-8	20-5-18-4	24-4-21-9
	Southern pine	#2	8-5-8-1	13-3-12-3	17-5-15-7	21-2-18-6	24-10-21-9	8-4-7-1	11-11-10-8	15-4-13-6	18-4-16-0	21-6-18-10
	Southern pine	#3	7-3-6-4	10-8-9-4	13-7-11-9	16-0-14-3	19-1-16-10	6-3-5-6	9-3-8-1	11-9-10-2	13-10-12-4	16-6-14-7
24	Southern pine	SS	8-1	12-9	16-10	21-6	Note b	8-1	12-9	16-10	21-6-20-10	Note b-24-8
	Southern pine	#1	8-0-7-10	12-6-12-3	16-6-16-2	21-1-18-11	25-2-22-6	8-0-7-5	12-3-11-1	15-4-14-0	18-3-16-5	21-9-19-6
	Southern pine	#2	7-10-7-4	12-3-11-0	15-10-13-11	18-11-16-6	22-2-19-6	7-5-6-4	10-8-9-6	13-9-12-1	16-5-14-4	19-3-16-10
	Southern pine	#3	6-5-5-8	9-6-8-4	12-1-10-6	14-4-12-9	17-1-15-1	5-7-4-11	8-3-7-3	10-6-9-1	12-5-11-0	14-9-13-1

Check sources for availability of lumber in lengths greater than 20 feet.

For SI: 1 inch = 25.4 mm, 1 foot = 304.8 mm, 1 pound per square foot = 0.0479 kPa.

- a. The tabulated rafter spans assume that ceiling joists are located at the bottom of the attic space or that some other method of resisting the outward push of the rafters on the bearing walls, such as rafter ties, is provided at that location. When ceiling joists or rafter ties are located higher in the attic space, the rafter spans shall be multiplied by the factors given below:

(Portions of table not shown remain unchanged)

H_C/H_R	Rafter Span Adjustment Factor
1/3	0.67
1/4	0.76
1/5	0.83
1/6	0.90
1/7.5 or less	1.00

where:

H_C = Height of ceiling joists or rafter ties measured vertically above the top of the rafter support walls.

H_R = Height of roof ridge measured vertically above the top of the rafter support walls.

- b. Span exceeds 26 feet in length.

TABLE R802.5.1(3)
RAFTER SPANS FOR COMMON LUMBER SPECIES
 (Ground snow load=30 psf, ceiling not attached to rafters, L/Δ = 180)

RAFTER SPACING (inches)	SPECIES AND GRADE		DEAD LOAD = 10 psf					DEAD LOAD = 20 psf				
			2 x 4	2 x 6	2 x 8	2 x 10	2 x 12	2 x 4	2 x 6	2 x 8	2 x 10	2 x 12
			Maximum rafter spans ^a									
			(feet - inches)	(feet - inches)	(feet - inches)	(feet - inches)	(feet - inches)	(feet - inches)	(feet - inches)	(feet - inches)	(feet - inches)	(feet - inches)
12	Southern pine	SS	9-10	15-6	20-5	Note b	Note b	9-10	15-6	20-5	Note b-25-4	Note b
	Southern pine	#1	9-8-9-6	15-2-14-10	20-0-19-0	24-9-22-3	Note b	9-8-9-0	14-10-13-5	18-8-17-0	22-2-19-11	Note b-23-7
	Southern pine	#2	9-6-8-7	14-5-12-11	18-8-16-4	22-3-19-5	Note b-22-10	9-0-7-8	12-11-11-7	16-8-14-8	19-11-17-4	23-4-20-5
	Southern pine	#3	7-7-6-7	11-2-9-9	14-3-12-4	16-10-15-0	20-0-17-9	6-9-5-11	10-0-8-9	12-9-11-0	15-1-13-5	17-11-15-10
16	Southern pine	SS	8-11	14-1	18-6	23-8	Note b	8-11	14-1	18-6-18-5	23-8-21-11	Note b-25-11
	Southern pine	#1	8-9-8-7	13-9-13-0	18-1-16-6	21-5-19-3	25-7-22-10	8-8-7-10	12-10-11-7	16-2-14-9	19-2-17-3	22-10-20-5
	Southern pine	#2	8-7-7-6	12-6-11-2	16-2-14-2	19-3-16-10	22-7-19-10	7-10-6-8	11-2-10-0	14-5-12-8	17-3-15-1	20-2-17-9
	Southern pine	#3	6-7-5-9	9-8-8-6	12-4-10-8	14-7-13-0	17-4-15-4	5-10-5-2	8-8-7-7	11-0-9-7	13-0-11-7	15-6-13-9
19.2	Southern pine	SS	8-5	13-3	17-5	22-3	Note b	8-5	13-3	17-5-16-10	22-0-20-0	25-9-23-7
	Southern pine	#1	8-3-8-0	13-0-11-10	16-6-15-1	19-7-17-7	23-4-20-11	7-11-7-1	11-9-10-7	14-9-13-5	17-6-15-9	20-11-18-8
	Southern pine	#2	7-11-6-10	11-5-10-2	14-9-12-11	17-7-15-4	20-7-18-1	7-1-6-1	10-2-9-2	13-2-11-7	15-9-13-9	18-5-16-2
	Southern pine	#3	6-0-5-3	8-10-7-9	11-3-9-9	13-4-11-10	15-10-14-0	5-4-4-8	7-11-6-11	10-1-8-9	11-11-10-7	14-2-12-6
24	Southern pine	SS	7-10	12-3	16-2	20-8-20-0	25-1-23-7	7-10	12-3-11-10	16-2-15-0	19-8-17-11	23-0-21-2
	Southern pine	#1	7-8-7-1	11-9-10-7	14-9-13-5	17-6-15-9	20-11-18-8	7-1-6-4	10-6-9-6	13-2-12-0	15-8-14-1	18-8-16-8
	Southern pine	#2	7-1-6-1	10-2-9-2	13-2-11-7	15-9-13-9	18-5-16-2	6-4-5-5	9-2-8-2	11-9-10-4	14-1-12-3	16-6-14-6
	Southern pine	#3	5-4-4-8	7-11-6-11	10-1-8-9	11-11-10-7	14-2-12-6	4-9-4-2	7-1-6-2	9-0-7-10	10-8-9-6	12-8-11-2

Check sources for availability of lumber in lengths greater than 20 feet.

For SI: 1 inch = 25.4 mm, 1 foot = 304.8 mm, 1 pound per square foot = 0.0479 kPa.

- a. The tabulated rafter spans assume that ceiling joists are located at the bottom of the attic space or that some other method of resisting the outward push of the rafters on the bearing walls, such as rafter ties, is provided at that location. When ceiling joists or rafter ties are located higher in the attic space, the rafter spans shall be multiplied by the factors given below:

(Portions of table not shown remain unchanged)

H_C/H_R	Rafter Span Adjustment Factor
1/3	0.67
1/4	0.76
1/5	0.83
1/6	0.90
1/7.5 or less	1.00

where:

H_C = Height of ceiling joists or rafter ties measured vertically above the top of the rafter support walls.

H_R = Height of roof ridge measured vertically above the top of the rafter support walls.

- b. Span exceeds 26 feet in length.

TABLE R802.5.1(4)
RAFTER SPANS FOR COMMON LUMBER SPECIES
 (Ground snow load=50 psf, ceiling not attached to rafters, L/Δ = 180)

RAFTER SPACING (inches)	SPECIES AND GRADE		DEAD LOAD = 10 psf					DEAD LOAD = 20 psf				
			2 x 4	2 x 6	2 x 8	2 x 10	2 x 12	2 x 4	2 x 6	2 x 8	2 x 10	2 x 12
			Maximum rafter spans ^a									
			(feet - inches)	(feet - inches)	(feet - inches)	(feet - inches)	(feet - inches)	(feet - inches)	(feet - inches)	(feet - inches)	(feet - inches)	(feet - inches)
12	Southern pine	SS	8-4	13-0-13-1	17-2	21-11	Note b	8-4	13-0-13-1	17-2	21-11-21-5	Note b-25-3
	Southern pine	#1	8-2-8-0	12-10-12-3	16-10-15-6	20-3-18-2	24-1-21-7	8-2-7-7	12-6-11-4	15-9-14-5	18-9-16-10	22-4-20-0
	Southern pine	#2	8-0-7-0	11-9-10-6	15-3-13-4	18-2-15-10	21-3-18-8	7-7-6-6	10-11-9-9	14-1-12-4	16-10-14-8	19-9-17-3

RAFTER SPACING (inches)	SPECIES AND GRADE		DEAD LOAD = 10 psf					DEAD LOAD = 20 psf				
			2 x 4	2 x 6	2 x 8	2 x 10	2 x 12	2 x 4	2 x 6	2 x 8	2 x 10	2 x 12
			Maximum rafter spans ^a									
		(feet - inches)	(feet - inches)	(feet - inches)	(feet - inches)	(feet - inches)	(feet - inches)	(feet - inches)	(feet - inches)	(feet - inches)	(feet - inches)	
	Southern pine	#3	6-2 5-5	9-2 8-0	11-8 10-1	13-9 12-3	16-4 14-6	5-9 5-0	8-5 7-5	10-9 9-4	12-9 11-4	15-2 13-5
16	Southern pine	SS	7-6	11-10	15-7	19-11	24-3 23-7	7-6	11-10	15-7	19-11 18-6	23-10 21-10
	Southern pine	#1	7-5 7-1	11-7 10-7	14-9 13-5	17-6 15-9	20-11 18-8	7-4 6-7	10-10 9-10	13-8 12-5	16-2 14-7	19-4 17-3
	Southern pine	#2	7-1 6-1	10-2 9-2	13-2 11-7	15-9 13-9	18-5 16-2	6-7 5-8	9-5 8-5	12-2 10-9	14-7 12-9	17-1 15-0
	Southern pine	#3	5-4 4-8	7-11 6-11	10-1 8-9	11-11 10-7	14-2 12-6	4-11 4-4	7-4 6-5	9-4 8-1	11-0 9-10	13-1 11-7
19.2	Southern pine	SS	7-1	11-2	14-8	18-9 18-3	22-10 21-7	7-1	11-2	14-8 14-2	18-7 16-11	21-9 20-0
	Southern pine	#1	7-0 6-6	10-8 9-8	13-5 12-3	16-0 14-4	19-1 17-1	6-8 6-0	9-11 9-0	12-5 11-4	14-10 13-4	17-8 15-9
	Southern pine	#2	6-6 5-7	9-4 8-4	12-0 10-7	14-4 12-6	16-10 14-9	6-0 5-2	8-8 7-9	11-2 9-9	13-4 11-7	15-7 13-8
	Southern pine	#3	4-11 4-3	7-3 6-4	9-2 8-0	10-10 9-8	12-11 11-5	4-6 4-0	6-8 5-10	8-6 7-4	10-1 8-11	12-0 10-7
24	Southern pine	SS	6-7	10-4	13-8	17-5 16-4	21-0 19-3	6-7	10-4 10-0	13-8 12-8	16-7 15-2	19-5 17-10
	Southern pine	#1	6-5 5-10	9-7 8-8	12-0 11-0	14-4 12-10	17-1 15-3	6-0 5-5	8-10 8-0	11-2 10-2	13-3 11-11	15-9 14-1
	Southern pine	#2	5-10 5-0	8-4 7-5	10-9 9-5	12-10 11-3	15-1 13-2	5-5 4-7	7-9 6-11	10-0 8-9	11-11 10-5	13-11 12-3
	Southern pine	#3	4-4 3-10	6-5 5-8	8-3 7-1	9-9 8-8	11-7 10-3	4-1 3-6	6-0 5-3	7-7 6-7	9-0 8-0	10-8 9-6

Check sources for availability of lumber in lengths greater than 20 feet.

For SI: 1 inch = 25.4 mm, 1 foot = 304.8 mm, 1 pound per square foot = 0.0479 kPa

- a. The tabulated rafter spans assume that ceiling joists are located at the bottom of the attic space or that some other method of resisting the outward push of the rafters on the bearing walls, such as rafter ties, is provided at that location. When ceiling joists or rafter ties are located higher in the attic space, the rafter spans shall be multiplied by the factors given below:

(Portions of table not shown remain unchanged)

H_C/H_R	Rafter Span Adjustment Factor
1/3	0.67
1/4	0.76
1/5	0.83
1/6	0.90
1/7.5 or less	1.00

where:

H_C = Height of ceiling joists or rafter ties measured vertically above the top of the rafter support walls.

H_R = Height of roof ridge measured vertically above the top of the rafter support walls.

- b. Span exceeds 26 feet in length.

TABLE R802.5.1(5)
RAFTER SPANS FOR COMMON LUMBER SPECIES
 (Ground snow load=30 psf, ceiling attached to rafters, $L/\Delta = 240$)

RAFTER SPACING (inches)	SPECIES AND GRADE		DEAD LOAD = 10 psf					DEAD LOAD = 20 psf				
			2 x 4	2 x 6	2 x 8	2 x 10	2 x 12	2 x 4	2 x 6	2 x 8	2 x 10	2 x 12
			Maximum rafter spans ^a									
		(feet - inches)	(feet - inches)	(feet - inches)	(feet - inches)	(feet - inches)	(feet - inches)	(feet - inches)	(feet - inches)	(feet - inches)	(feet - inches)	
12	Southern pine	#1	8-9 8-7	13-9 13-6	18-2 17-10	23-2 22-3	Note b	8-9 8-7	13-9 13-5	18-2 17-0	22-2 19-11	Note b 23-7
	Southern pine	#2	8-7 8-3	13-6 12-11	17-10 16-4	22-3 19-5	Note b 22-10	8-7 7-8	12-11 11-7	16-8 14-8	19-11 17-4	23-4 20-5
	Southern pine	#3	7-7 6-7	11-2 9-9	14-3 12-4	16-10 15-0	20-0 17-9	6-9 5-11	10-0 8-9	12-9 11-0	15-1 13-5	17-11 15-10
16	Southern pine	SS	8-1	12-9	16-10	21-6	Note b	8-1	12-9	16-10	21-6	Note b 25-11
	Southern pine	#1	8-0 7-10	12-6 12-3	16-6 16-2	21-1 19-3	25-7 22-10	8-0 7-10	12-6 11-7	16-2 14-9	19-2 17-3	22-10 20-5
	Southern pine	#2	7-10 7-6	12-3 11-2	16-2 14-2	19-3 16-10	22-7 19-10	7-10 6-8	11-2 10-0	14-5 12-8	17-3 15-1	20-2 17-9

RAFTER SPACING (inches)	SPECIES AND GRADE		DEAD LOAD = 10 psf					DEAD LOAD = 20 psf				
			2 x 4	2 x 6	2 x 8	2 x 10	2 x 12	2 x 4	2 x 6	2 x 8	2 x 10	2 x 12
			Maximum rafter spans ^a									
		(feet - inches)	(feet - inches)	(feet - inches)	(feet - inches)	(feet - inches)	(feet - inches)	(feet - inches)	(feet - inches)	(feet - inches)	(feet - inches)	
	Southern pine	#3	6-7 5-9	9-8 8-6	12-4 10-8	14-7 13-0	17-4 15-4	5-10 5-2	8-8 7-7	11-0 9-7	13-0 11-7	15-6 13-9
19.2	Southern pine	SS	7-8	12-0	15-10	20-2	24-7	7-8	12-0	15-10	20-2 20-0	24-7 23-7
	Southern pine	#1	7-6 7-4	11-9 11-7	15-6 15-1	19-7 17-7	23-4 20-11	7-6 7-1	11-9 10-7	14-9 13-5	17-6 15-9	20-11 18-8
	Southern pine	#2	7-4 6-10	11-5 10-2	14-9 12-11	17-7 15-4	20-7 18-1	7-4 6-1	10-2 9-2	13-2 11-7	15-9 13-9	18-5 16-2
	Southern pine	#3	6-0 5-3	8-10 7-9	11-3 9-9	13-4 11-10	15-10 14-0	5-4 4-8	7-11 6-11	10-1 8-9	11-11 10-7	14-2 12-6
24	Southern pine	SS	7-1	11-2	14-8	18-9	22-10	7-1	11-2	14-8	18-9 17-11	22-10 21-2
	Southern pine	#1	7-0 6-10	10-11 10-7	14-5 13-5	17-6 15-9	20-11 18-8	7-0 6-4	10-6 9-6	13-2 12-0	15-8 14-1	18-8 16-8
	Southern pine	#2	6-10 6-1	10-2 9-2	13-2 11-7	15-9 13-9	18-5 16-2	6-4 5-5	9-2 8-2	11-9 10-4	14-1 12-3	16-6 14-6
	Southern pine	#3	5-4 4-8	7-11 6-11	10-1 8-9	11-11 10-7	14-2 12-6	4-9 4-2	7-1 6-2	9-0 7-10	10-8 9-6	12-8 11-2

Check sources for availability of lumber in lengths greater than 20 feet.

For SI: 1 inch = 25.4 mm, 1 foot = 304.8 mm, 1 pound per square foot = 0.0479 kPa.

- a. The tabulated rafter spans assume that ceiling joists are located at the bottom of the attic space or that some other method of resisting the outward push of the rafters on the bearing walls, such as rafter ties, is provided at that location. When ceiling joists or rafter ties are located higher in the attic space, the rafter spans shall be multiplied by the factors given below:

(Portions of table not shown remain unchanged)

H_C/H_R	Rafter Span Adjustment Factor
1/3	0.67
1/4	0.76
1/5	0.83
1/6	0.90
1/7.5 or less	1.00

where:

H_C = Height of ceiling joists or rafter ties measured vertically above the top of the rafter support walls.

H_R = Height of roof ridge measured vertically above the top of the rafter support walls.

- b. Span exceeds 26 feet in length.

TABLE R802.5.1(6)
RAFTER SPANS FOR COMMON LUMBER SPECIES
 (Ground snow load=50 psf, ceiling attached to rafters, $L/\Delta = 240$)

RAFTER SPACING (inches)	SPECIES AND GRADE		DEAD LOAD = 10 psf					DEAD LOAD = 20 psf				
			2 x 4	2 x 6	2 x 8	2 x 10	2 x 12	2 x 4	2 x 6	2 x 8	2 x 10	2 x 12
			Maximum rafter spans ^a									
		(feet - inches)	(feet - inches)	(feet - inches)	(feet - inches)	(feet - inches)	(feet - inches)	(feet - inches)	(feet - inches)	(feet - inches)	(feet - inches)	
12	Southern pine	#1	7-5 7-3	11-7 11-5	15-4 15-0	19-7 18-2	23-9 21-7	7-5 7-3	11-7 11-4	15-4 14-5	18-9 16-10	22-4 20-0
	Southern pine	#2	7-3 6-11	11-5 10-6	15-0 13-4	18-2 15-10	21-3 18-8	7-3 6-6	10-11 9-9	14-1 12-4	16-10 14-8	19-9 17-3
	Southern pine	#3	6-2 5-5	9-2 8-0	11-8 10-1	13-9 12-3	16-4 14-6	5-9 5-0	8-5 7-5	10-9 9-4	12-9 11-4	15-2 13-5
16	Southern pine	SS	6-10	10-9	14-2	18-1	22-0	6-10	10-9	14-2	18-1	22-0 21-10
	Southern pine	#1	6-9 6-7	10-7 10-4	13-11 13-5	17-6 15-9	20-11 18-8	6-9 6-7	10-7 9-10	13-8 12-5	16-2 14-7	19-4 17-3
	Southern pine	#2	6-7 6-1	10-2 9-2	13-2 11-7	15-9 13-9	18-5 16-2	6-7 5-8	9-5 8-5	12-2 10-9	14-7 12-9	17-1 15-0
	Southern pine	#3	5-4 4-8	7-11 6-11	10-1 8-9	11-11 10-7	14-2 12-6	4-11 4-4	7-4 6-5	9-4 8-1	11-0 9-10	13-1 11-7
19.2	Southern pine	SS	6-5	10-2	13-4	17-0	20-9	6-5	10-2	13-4	17-0 16-11	20-9 20-0
	Southern pine	#1	6-4 6-2	9-11 9-8	13-1 12-3	16-0 14-4	19-1 17-1	6-4 6-0	9-11 9-0	12-5 11-4	14-10 13-4	17-8 15-9

RAFTER SPACING (inches)	SPECIES AND GRADE		DEAD LOAD = 10 psf					DEAD LOAD = 20 psf				
			2 x 4	2 x 6	2 x 8	2 x 10	2 x 12	2 x 4	2 x 6	2 x 8	2 x 10	2 x 12
			Maximum rafter spans ^a									
		(feet-inches)	(feet-inches)	(feet-inches)	(feet-inches)	(feet-inches)	(feet-inches)	(feet-inches)	(feet-inches)	(feet-inches)	(feet-inches)	
	Southern pine	#2	6-2 5-7	9-4 8-4	12-0 10-7	14-4 12-6	16-10 14-9	6-0 5-2	8-8 7-9	11-2 9-9	13-4 11-7	15-7 13-8
	Southern pine	#3	4-11 4-3	7-3 6-4	9-2 8-0	10-10 9-8	12-11 11-5	4-6 4-0	6-8 5-10	8-6 7-4	10-1 8-11	12-0 10-7
24	Southern pine	SS	6-0	9-5	12-5	15-10	19-3	6-0	9-5	12-5	15-10 15-2	19-3 17-10
	Southern pine	#1	5-10 5-9	9-3 8-8	12-0 11-0	14-4 12-10	17-1 15-3	5-10 5-5	8-10 8-0	11-2 10-2	13-3 11-11	15-9 14-1
	Southern pine	#2	5-9 5-0	8-4 7-5	10-9 9-5	12-10 11-3	15-1 13-2	5-5 4-7	7-9 6-11	10-0 8-9	11-11 10-5	13-11 12-3
	Southern pine	#3	4-4 3-10	6-5 5-8	8-3 7-1	9-9 8-8	11-7 10-3	4-1 3-6	6-0 5-3	7-7 6-7	9-0 8-0	10-8 9-6

Check sources for availability of lumber in lengths greater than 20 feet.

For SI: 1 inch = 25.4 mm, 1 foot = 304.8 mm, 1 pound per square foot = 0.0479 kPa.

- a. The tabulated rafter spans assume that ceiling joists are located at the bottom of the attic space or that some other method of resisting the outward push of the rafters on the bearing walls, such as rafter ties, is provided at that location. When ceiling joists or rafter ties are located higher in the attic space, the rafter spans shall be multiplied by the factors given below:

(Portions of table not shown remain unchanged)

H_C/H_R	Rafter Span Adjustment Factor
1/3	0.67
1/4	0.76
1/5	0.83
1/6	0.90
1/7.5 or less	1.00

where:

H_C = Height of ceiling joists or rafter ties measured vertically above the top of the rafter support walls.

H_R = Height of roof ridge measured vertically above the top of the rafter support walls.

TABLE R802.5.1(7)
RAFTER SPANS FOR 70 PSF GROUND SNOW LOAD
(Ceiling not attached to rafters, $L/\Delta = 180$)

RAFTER SPACING (inches)	SPECIES AND GRADE		DEAD LOAD = 10 psf					DEAD LOAD = 20 psf				
			2 x 4	2 x 6	2 x 8	2 x 10	2 x 12	2 x 4	2 x 6	2 x 8	2 x 10	2 x 12
			Maximum Rafter Spans ^a									
		(feet-inches)	(feet-inches)	(feet-inches)	(feet-inches)	(feet-inches)	(feet-inches)	(feet-inches)	(feet-inches)	(feet-inches)	(feet-inches)	
12	Southern pine	SS	7-5	11-8	15-4	19-7	23-10 23-7	7-5	11-8	15-4	19-7 18-10	23-10 22-3
	Southern pine	#1	7-3 7-1	11-5 10-7	14-9 13-5	17-6 15-9	20-11 18-8	7-3 6-9	11-1 10-0	13-11 12-8	16-6 14-10	19-8 17-7
	Southern pine	#2	7-1 6-1	10-2 9-2	13-2 11-7	15-9 13-9	18-5 16-2	6-8 5-9	9-7 8-7	12-5 10-11	14-10 12-11	17-5 15-3
	Southern pine	#3	5-4 4-8	7-11 6-11	10-1 8-9	11-11 10-7	14-2 12-6	5-1 4-5	7-5 6-6	9-6 8-3	11-3 10-0	13-4 11-10
16	Southern pine	SS	6-9	10-7	14-0	17-10 17-4	21-8 20-5	6-9	10-7	14-0 13-9	17-10 16-4	21-0 19-3
	Southern pine	#1	6-7 6-2	10-2 9-2	12-9 11-8	15-2 13-8	18-1 16-2	6-5 5-10	9-7 8-8	12-0 11-0	14-4 12-10	17-1 15-3
	Southern pine	#2	6-2 5-3	8-10 7-11	11-5 10-0	13-7 11-11	16-0 14-0	5-10 5-0	8-4 7-5	10-9 9-5	12-10 11-3	15-1 13-2
	Southern pine	#3	4-8 4-1	6-10 6-0	8-9 7-7	10-4 9-2	12-3 10-10	4-4 3-10	6-5 5-8	8-3 7-1	9-9 8-8	11-7 10-3
19.2	Southern pine	SS	6-4	10-0	13-2	16-9 15-10	20-4 18-8	6-4	10-0 9-10	13-2 12-6	16-5 14-11	19-2 17-7
	Southern pine	#1	6-3 5-8	9-3 8-5	11-8 10-8	13-10 12-5	16-6 14-9	5-11 5-4	8-9 7-11	11-0 10-0	13-1 11-9	15-7 13-11
	Southern pine	#2	5-7 4-10	8-1 7-3	10-5 9-2	12-5 10-10	14-7 12-9	5-4 4-6	7-7 6-10	9-10 8-8	11-9 10-3	13-9 12-1
	Southern pine	#3	4-3 3-8	6-3 5-6	8-0 6-11	9-5 8-4	11-2 9-11	4-0 3-6	5-11 5-2	7-6 6-6	8-10 7-11	10-7 9-4

RAFTER SPACING (inches)	SPECIES AND GRADE		DEAD LOAD = 10 psf					DEAD LOAD = 20 psf				
			2 x 4	2 x 6	2 x 8	2 x 10	2 x 12	2 x 4	2 x 6	2 x 8	2 x 10	2 x 12
			Maximum Rafter Spans ^a									
			(feet-inches)	(feet-inches)	(feet-inches)	(feet-inches)	(feet-inches)	(feet-inches)	(feet-inches)	(feet-inches)	(feet-inches)	
24	Southern pine	SS	5-11	9-3	12-2-11-11	15-7-14-2	18-2-16-8	5-11	9-3-8-10	12-2-11-2	14-8-13-4	17-2-15-9
	Southern pine	#1	5-7-5-0	8-3-7-6	10-5-9-6	12-5-11-1	14-9-13-2	5-3-4-9	7-10-7-1	9-10-9-0	11-8-10-6	13-11-12-5
	Southern pine	#2	5-0-4-4	7-3-6-5	9-4-8-2	11-1-9-9	13-0-11-5	4-9-4-1	6-10-6-1	8-9-7-9	10-6-9-2	12-4-10-9
	Southern pine	#3	3-9-3-4	5-7-4-11	7-1-6-2	8-5-7-6	10-0-8-10	3-7-3-1	5-3-4-7	6-9-5-10	7-11-7-1	9-5-8-4

Check sources for availability of lumber in lengths greater than 20 feet.

For SI: 1 inch = 25.4 mm, 1 foot = 304.8 mm, 1 pound per square foot = 0.0479 kPa.

- a. The tabulated rafter spans assume that ceiling joists are located at the bottom of the attic space or that some other method of resisting the outward push of the rafters on the bearing walls, such as rafter ties, is provided at that location. When ceiling joists or rafter ties are located higher in the attic space, the rafter spans shall be multiplied by the factors given below:

(Portions of table not shown remain unchanged)

H_C/H_R	Rafter Span Adjustment Factor
1/3	0.67
1/4	0.76
1/5	0.83
1/6	0.90
1/7.5 or less	1.00

where:

H_C = Height of ceiling joists or rafter ties measured vertically above the top of the rafter support walls.

H_R = Height of roof ridge measured vertically above the top of the rafter support walls.

TABLE R802.5.1(8)
RAFTER SPANS FOR 70 PSF GROUND SNOW LOAD
 (Ceiling attached to rafters, $L/\Delta = 240$)

RAFTER SPACING (inches)	SPECIES AND GRADE		DEAD LOAD = 10 psf					DEAD LOAD = 20 psf				
			2 x 4	2 x 6	2 x 8	2 x 10	2 x 12	2 x 4	2 x 6	2 x 8	2 x 10	2 x 12
			Maximum rafter spans ^a									
			(feet - inches)	(feet - inches)	(feet - inches)	(feet - inches)	(feet - inches)	(feet - inches)	(feet - inches)	(feet - inches)	(feet - inches)	
12	Southern pine	#1	6-7-6-6	10-5-10-2	13-8-13-5	17-6-15-9	20-11-18-8	6-7-6-6	10-5-10-0	13-8-12-8	16-6-14-10	19-8-17-7
	Southern pine	#2	6-6-6-1	10-2-9-2	13-2-11-7	15-9-13-9	18-5-16-2	6-6-5-9	9-7-8-7	12-5-10-11	14-10-12-11	17-5-15-3
	Southern pine	#3	5-4-4-8	7-11-6-11	10-1-8-9	11-11-10-7	14-2-12-6	5-1-4-5	7-5-6-6	9-6-8-3	11-3-10-0	13-4-11-10
16	Southern pine	SS	6-1	9-7	12-8	16-2	19-8	6-1	9-7	12-8	16-2	19-8-19-3
	Southern pine	#1	6-0-5-11	9-5-9-2	12-5-11-8	15-2-13-8	18-1-16-2	6-0-5-10	9-5-8-8	12-0-11-0	14-4-12-10	17-1-15-3
	Southern pine	#2	5-11-5-3	8-10-7-11	11-5-10-0	13-7-11-11	16-0-14-0	5-10-5-0	8-4-7-5	10-9-9-5	12-10-11-3	15-1-13-2
	Southern pine	#3	4-8-4-1	6-10-6-0	8-9-7-7	10-4-9-2	12-3-10-10	4-4-3-10	6-5-5-8	8-3-7-1	9-9-8-8	11-7-10-3
19.2	Southern pine	SS	5-9	9-1	11-11	15-3	18-6	5-9	9-1	11-11	15-3-14-11	18-6-17-7
	Southern pine	#1	5-8-5-6	8-11-8-5	11-8-10-8	13-10-12-5	16-6-14-9	5-8-5-4	8-9-7-11	11-0-10-0	13-1-11-9	15-7-13-11
	Southern pine	#2	5-6-4-10	8-1-7-3	10-5-9-2	12-5-10-10	14-7-12-9	5-4-4-6	7-7-6-10	9-10-8-8	11-9-10-3	13-9-12-1
	Southern pine	#3	4-3-3-8	6-3-5-6	8-0-6-11	9-5-8-4	11-2-9-11	4-0-3-6	5-11-5-2	7-6-6-6	8-10-7-11	10-7-9-4
24	Southern pine	SS	5-4	8-5	11-1	14-2	17-2-16-8	5-4	8-5	11-1	14-2-13-4	17-2-15-9
	Southern pine	#1	5-3-5-0	8-3-7-6	10-5-9-6	12-5-11-1	14-9-13-2	5-3-4-9	7-10-7-1	9-10-9-0	11-8-10-6	13-11-12-5
	Southern pine	#2	5-0-4-4	7-3-6-5	9-4-8-2	11-1-9-9	13-0-11-5	4-9-4-1	6-10-6-1	8-9-7-9	10-6-9-2	12-4-10-9
	Southern pine	#3	3-9-3-4	5-7-4-11	7-1-6-2	8-5-7-6	10-0-8-10	3-7-3-1	5-3-4-7	6-9-5-10	7-11-7-1	9-5-8-4

Check sources for availability of lumber in lengths greater than 20 feet.

For SI: 1 inch = 25.4 mm, 1 foot = 304.8 mm, 1 pound per square foot = 0.0479 kPa.

- a. The tabulated rafter spans assume that ceiling joists are located at the bottom of the attic space or that some other method of resisting the outward push of the rafters on the bearing walls, such as rafter ties, is provided at that location. When ceiling joists or rafter ties are located higher in the attic space, the rafter spans shall be multiplied by the factors given below:

(Portions of table not shown remain unchanged)

H_C/H_R	Rafter Span Adjustment Factor
1/3	0.67
1/4	0.76
1/5	0.83
1/6	0.90
1/10 or less	1.00

where:

H_C = Height of ceiling joists or rafter ties measured vertically above the top of the rafter support walls.

H_R = Height of roof ridge measured vertically above the top of the rafter support walls.

Committee Reason: Approval was based upon the proponent’s published reason. The modifications updated the span tables for southern pine based on the current design values certified by the American Lumber Standards Committee Board of Review.

Assembly Action: **None**

RB251-13

Committee Action: **Approved as Submitted**

Committee Reason: This change provides the builders and building officials with a useful table for headers for open porches. This will eliminate the use of oversized or engineered headers.

Assembly Action: **None**

RB252-13

Committee Action: **Approved as Submitted**

Committee Reason: Approval was based upon the proponent’s published reason.

Assembly Action: **None**

RB253-13

Committee Action: **Disapproved**

Committee Reason: The committee feels that ledgers should not be eliminated. The proponent should work with the opponent to provide for use of ledgers with loads that are appropriate. This should be brought back by public comment.

Assembly Action: **None**

RB254-13

Committee Action: **Approved as Submitted**

Committee Reason: This change deletes conflicting language with Section R502.6.

Assembly Action: **None**

RB255-13

Committee Action: **Approved as Submitted**

Committee Reason: This change removes redundant language. The standard is applicable regardless of the location of the manufacturer.

Assembly Action: **None**

RB256-13

For staff analysis of the content of ISO8336 relative to CP#28, Section 3.6, please visit: <http://www.iccsafe.org/cs/codes/Documents/2012-2014Cycle/Proposed-B/00-CompleteGroupB-MonographUpdates.pdf>

Committee Action: **Approved as Submitted**

Committee Reason: The change adds another alternate for underlayment and an appropriate standard.

Assembly Action: **None**

RB257-13

For staff analysis of the content of ISO8336 relative to CP#28, Section 3.6, please visit: <http://www.iccsafe.org/cs/codes/Documents/2012-2014Cycle/Proposed-B/00-CompleteGroupB-MonographUpdates.pdf>

Committee Action: **Approved as Submitted**

Committee Reason: This change is consistent with the committee's action on RB256-13 and the IBC committee action of Group A.

Assembly Action: **None**

RB258-13

Committee Action: **Approved as Submitted**

Committee Reason: Approval was based upon the proponent's published reason.

Assembly Action: **None**

RB259-13

Committee Action: **Approved as Submitted**

Committee Reason: This change permits recycled concrete to be used as aggregate and is consistent with industry practice.

Assembly Action: **None**

RB260-13

Committee Action: **Approved as Submitted**

Committee Reason: This change adds direction for the location of the hold-down device relative to the end of the deck.

Assembly Action: **None**

RB261-13

Committee Action: **Disapproved**

Committee Reason: It is inappropriate to base the requirement for the hold-down device on the height of the deck above grade.

Assembly Action: **None**

RB262-13

Committee Action: **Approved as Submitted**

Committee Reason: Approval was based upon the proponent's published reason.

Assembly Action: **None**

RB263-13

Committee Action: **Approved as Submitted**

Committee Reason: This is a needed exception for decks without guards. This allows decks without guards to be attached without the lateral hold downs.

Assembly Action: **None**

RB264-13

Committee Action: **Disapproved**

Committee Reason: The committee felt this proposal needs reworking and brought back. There is no criteria for the threaded nails. Language is unclear. There is no provision for the deck post to footing to be raised above grade for moisture protection.

Assembly Action: **None**

RB265-13

Committee Action: **Disapproved**

Committee Reason: The proponent's reason is very confusing. The deck provisions are evolving and once these changes are proven the proposal should be reworked and brought back.

Assembly Action: **None**

RB266-13

Committee Action: **Disapproved**

Committee Reason: Disapproval is based upon the proponent's request and the committee's action on RB267-13.

Assembly Action: **None**

RB267-13

Committee Action:

Approved as Modified

Modify the proposal as follows:

R318.1 Subterranean termite control methods. In areas subject to damage from termites as indicated by Table R301.2(1), methods of protection shall be one of the following methods or a combination of these methods:

1. Chemical termiticide treatment, as provided in Section R318.2.
2. Termite baiting system installed and maintained according to the *label*.
3. Pressure-preservative-treated wood in accordance with the provisions of Section R317.1.
4. Naturally durable termite-resistant wood.
5. Physical barriers as provided in Section R318.3 and used in locations as specified in Section R317.1.
6. Cold-formed steel framing in accordance with Sections R505.2.1 and R603.2.1.
- ~~7. Plastic composite exterior deck boards, stair treads, guards, and handrails in accordance with the provisions of Section 507.3.4.~~

(Portions of code change not shown remain unchanged)

Committee Reason: This change provides a needed clarification and update for wood/plastic composites for use on exterior decks. The modification removes plastic composite as a method of protection from termites.

Assembly Action:

None

RB268-13

Committee Action:

Disapproved

Committee Reason: The committee felt this is a needed change but there are too many technical flaws such as the diagonal bracing for lateral loads is lacking. The proponent's should work with industry to resolve any differences and bring it back.

Assembly Action:

None

RB269-13

Committee Action:

Approved as Submitted

Committee Reason: This change provides a needed clean up and clarification of the language to properly address the standards for sawn lumber from other wood products.

Assembly Action:

None

RB270-13

Committee Action:

Disapproved

Committee Reason: The adding of warning signs may not prevent cutting into load bearing walls. The signs are hidden within the wall cavity and may never be seen prior to cutting into the wall.

Assembly Action:

None

RB271-13

Committee Action:

Approved as Modified

Modify the proposal as follows:

**TABLE R602.3(3)
REQUIREMENTS FOR WOOD STRUCTURAL PANEL WALL
SHEATHING USED TO RESIST WIND PRESSURES^{a,b,c}**

MINIMUM NAIL		MINIMUM WOOD STRUCTURAL PANEL SPAN RATING	MINIMUM NOMINAL PANEL THICKNESS (inches)	MAXIMUM WALL STUD SPACING (inches)	PANEL NAIL SPACING		MAXIMUM ULTIMATE DESIGN WIND SPEED V_{ult} (mph)		
Size	Penetration (inches)				Edges (inches o.c.)	Field (inches o.c.)	Wind Exposure Category		
		B	C	D					
6d Common (2.0" x 0.113")	1.5	24/0	3/8	16	6	12	140	130 115	115 110
8d Common (2½" x 0.131")	1.75	24/16	7/16	16	6	12	170	140	135
				24	6	12	140	115	110

For SI: 1 Inch = 25.4 mm, 1 mile per hour = 0.447 m/s.

- Panel strength axis parallel or perpendicular to supports. Three-ply plywood sheathing with studs spaced more than 16 inches on center shall be applied with panel strength axis perpendicular to supports.
- Table is based on wind pressures acting toward and away from building surfaces per Section R301.2. Lateral bracing requirements shall be in accordance with Section R602.10.
- Wood structural panels with span ratings of Wall-16 or Wall-24 shall be permitted as an alternate to panels with a 24/0 span rating. Plywood siding rated 16 o.c. or 24 o.c. shall be permitted as an alternative to panels with a 24/16 span rating. Wall-16 and Plywood siding 16 o.c. shall be used with studs spaced a maximum of 16 inches on center.

(Portions of code change not shown remain unchanged)

Committee Reason: This change updates wind provisions to be consistent with the ASCE provisions. The modification corrects the wind speeds in Table R602.3(3).

Assembly Action:

None

RB272-13

Committee Action:

Approved as Submitted

Committee Reason: This change provides compatibility with the fastening schedule in the IBC. Also, provides easy reference for the building official to verify fasteners used on the job.

Assembly Action:

None

RB273-13

Committee Action:

Approved as Submitted

Committee Reason: This change clarifies the difference for fastening of interior and exterior WSP.

Assembly Action:

None

RB274-13

Committee Action:

Approved as Submitted

Committee Reason: The change adds clarity by removing the top plate splice nailing for seismic from the footnote into the fastener schedule.

Assembly Action:

None

RB275-13

Committee Action:

Approved as Submitted

Committee Reason: This change adds a needed toe nail connection for the top plate stud.

Assembly Action:

None

RB276-13

Committee Action:

Approved as Modified

Modify the proposal as follows:

TABLE 602.3(1)
FASTENER SCHEDULE FOR STRUCTURAL MEMBERS

ITEM	DESCRIPTION OF BUILDING ELEMENTS	NUMBER AND TYPE OF FASTENER ^{a,b,c}	SPACING OF FASTENERS
Floor			
<u>30</u>	Joist to Band Joist Band or Rim Joist to Joist	3 – 16d common (3½–3.5" x 0.162") or 4 -10 box (3" x 0.128), or 4 – 3" x 0.131" nails, or 4 – 3" x 14 gage staples, 7/16" crown	face end nail

(Portions of Table not shown remain unchanged)

Committee Reason: This change adds a needed connection detail that is compatible with the IBC. The modifications add clarity, permits box nails and clarifies the description of the building elements.

Assembly Action:

None

RB277-13

Committee Action:

Disapproved

Committee Reason: There is an undefined term "water-repellant siding". The 3" o.c. nail of vertical vinyl siding is impractical.

Assembly Action:

None

RB278-13

Committee Action:

Disapproved

Committee Reason: The committee feels this does not add clarity. The committee prefers RB272-13.

Assembly Action:

None

RB279-13

Committee Action: **Approved as Submitted**

Committee Reason: This change deletes a redundant footnote that is already addressed in the code text. This will avoid potential confusion.

Assembly Action: **None**

RB280-13

For staff analysis of the content of ISO8336 relative to CP#28, Section 3.6, please visit: <http://www.iccsafe.org/cs/codes/Documents/2012-2014Cycle/Proposed-B/00-CompleteGroupB-MonographUpdates.pdf>

Committee Action: **Approved as Submitted**

Committee Reason: Approved based on the committee's previous action on RB256-13 and RB257-13. Also, makes the IRC consistent with the IBC.

Assembly Action: **None**

RB281-13

Committee Action: **Approved as Submitted**

Committee Reason: This change removes ambiguous language and adds clarity to the footnote.

Assembly Action: **None**

RB282-13

Committee Action: **Disapproved**

Committee Reason: This change does not clarify the code nor change the technical requirements.

Assembly Action: **None**

RB283-13

Committee Action: **Disapproved**

Committee Reason: The reason is unclear and the revision will not add any clarity to the code provisions. This would remove the use of the prescriptive design in the WFCM and require an engineered design.

Assembly Action: **None**

RB284-13

Committee Action: **Disapproved**

Committee Reason: This change needs additional work based on the committee's previous action on RB274-13. The proponent will submit a public comment and bring back to the public comment hearing.

Assembly Action: **None**

RB285-13

The following is errata that was not posted to the ICC website (The line from "Bottom Plate" has been shifted):

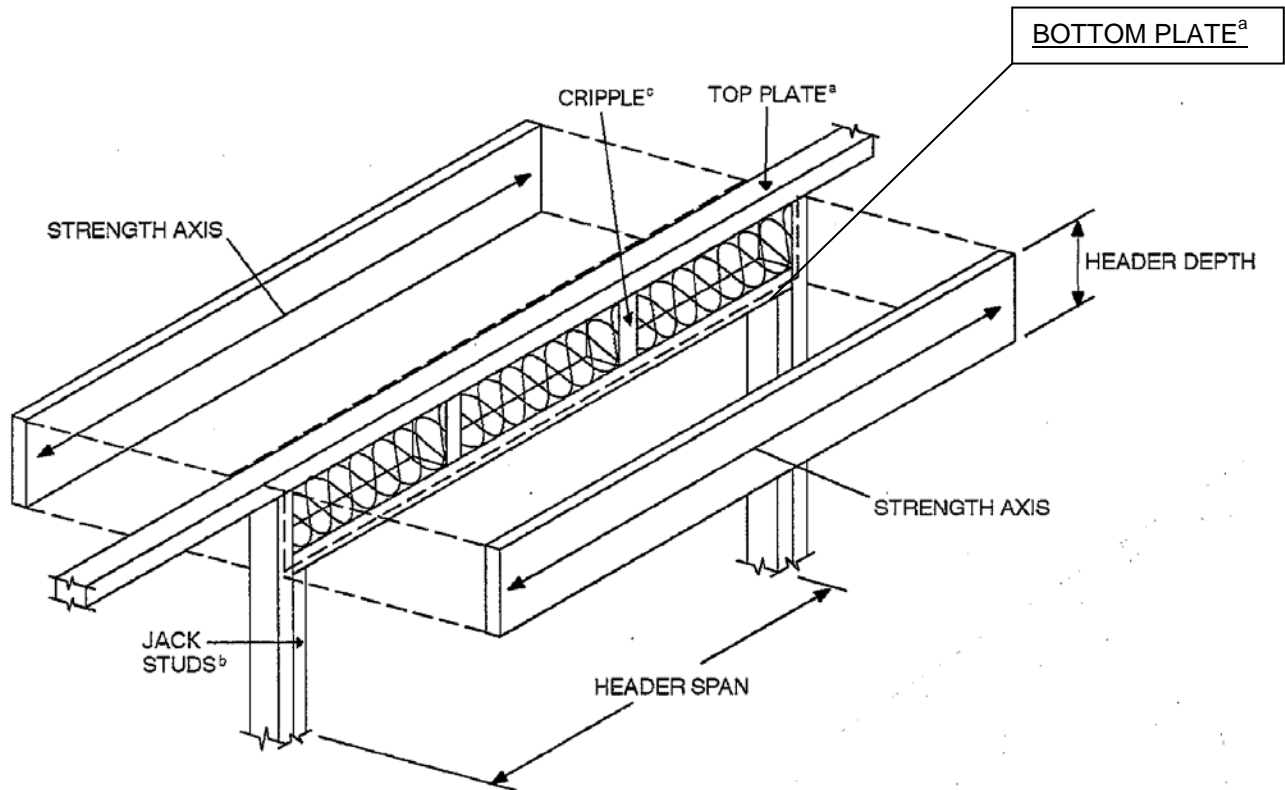


FIGURE R602.7.2
TYPICAL WOOD STRUCTURAL PANEL BOX HEADER CONSTRUCTION

- a. The top and bottom plates shall be continuous ever-at header location.

(Portions of Figure not shown remain unchanged)

Committee Action:

Approved as Submitted

Committee Reason: The change provides for continuity of the bottom plate for different loading conditions.

Assembly Action:

None

RB286-13

Committee Action:

Approved as Modified

Modify the proposal as follows:

602.7.4 Supports for headers. Headers shall be supported on each end with one or more jack studs in accordance with Table R502.5(1) or Table R502.5(2), or approved framing anchors. A king stud shall be installed adjacent to the jack stud on each end of the header and face nailed at each end of the header with 4-16d nails (3.5" x 0.135").

Committee Reason: Approval was based upon the proponent's published reason and the modification. The modification adds clarity for the header supports.

Assembly Action:

None

RB287-13

Committee Action:

Approved as Submitted

Committee Reason: This is a needed change that addresses the issue of king studs at single headers.

Assembly Action:

None

RB288-13

Committee Action:

Approved as Submitted

Committee Reason: This is a much needed change because rim board headers are more energy efficient and it brings advanced framing technique in the code. The opponent will work with the proponent to bring back a public comment to address the changes in the modification that was disallowed.

Assembly Action:

None

RB289-13

Committee Action:

Disapproved

Committee Reason: Based upon the proponent's request for disapproval. The proponent will bring back as a public comment. There are some needed revisions to the figures.

Assembly Action:

None

RB290-13

The following is errata that was not posted to the ICC website:

R602.10.2.2.1 Location of braced wall panels in Seismic Design Categories D₀, D₁ and D₂. Braced wall panels shall be located at each end of a braced wall line.

Exception: Braced wall panels constructed of Methods WSP or BV-WSP and continuous sheathing methods as specified in Section R602.10.4 shall be permitted to begin no more than 10 feet (3048 mm) from each end of a braced wall line provided each end complies with one of the following:

1. A minimum 24-inch wide (610 mm) panel for Methods WSP, CS-WSP, CS-G, and CS-PF, and 32-inch wide (813 mm) panel for Method CS-SFB is applied to each side of the building corner as shown in Condition 4 of Figure R602.10.7.
2. The end of each braced wall panel closest to the end of the braced wall line shall have a 1,800 lb (8 kN) hold-down device fastened to the stud at the edge of the braced wall panel closest to the corner and to the foundation or framing below as shown in Condition 5 of Figure R602.10.7.
3. For Method BV-WSP, hold-down devices shall be provided in accordance with Table R602.10.6.5 at the ends of each braced wall panel.
4. Each end of the braced wall line without a return corner has a Method ABW or PFH located at the corner of the braced wall line. If Method PFH is used the leg of the portal shall be located directly adjacent to the corner of the wall line.

Committee Action:

Approved as Modified

Modify the proposal as follows:

R602.10.2.2.1 Location of braced wall panels in Seismic Design Categories D₀, D₁ and D₂. Braced wall panels shall be located at each end of a braced wall line.

Exception: Braced wall panels constructed of Methods WSP or BV-WSP and continuous sheathing methods as specified in Section R602.10.4 shall be permitted to begin no more than 10 feet (3048 mm) from each end of a braced wall line provided each end complies with one of the following:

1. A minimum 24-inch wide (610 mm) panel for Methods WSP, CS-WSP, CS-G, and CS-PF is applied to each side of the building corner as shown in Condition 4 of Figure R602.10.7.
2. The end of each braced wall panel closest to the end of the braced wall line shall have a 1,800 lb (8 kN) hold-down device fastened to the stud at the edge of the braced wall panel closest to the corner and to the foundation or framing below as shown in Condition 5 of Figure R602.10.7.
3. For Method BV-WSP, hold-down devices shall be provided in accordance with Table R602.10.6.5 at the ends of each braced wall panel.

4.—Each end of the braced wall line without a return corner has a Method ABW or PFH located at the corner of the braced wall line. If Method PFH is used the log of the portal shall be located directly adjacent to the corner of the wall line.

Committee Reason: Approval was based upon the proponent's published reason and this modification. The modification deletes exception 4 because it is not needed.

Assembly Action: **None**

RB291-13

Committee Action: **Disapproved**

Committee Reason: The committee prefers RB292-13.

Assembly Action: **None**

RB292-13

Committee Action: **Approved as Submitted**

Committee Reason: Approval was based upon the proponent's published reason.

Assembly Action: **None**

RB293-13

Committee Action: **Approved as Submitted**

Committee Reason: The change provides a method to determine the bracing where the braced wall line spacing is different on each side.

Assembly Action: **None**

RB294-13

Committee Action: **Disapproved**

Committee Reason: Based upon the proponent's request for disapproval and based upon the committee's action on RB295-13.

Assembly Action: **None**

RB295-13

Committee Action: **Approved as Submitted**

Committee Reason: This change provides additional information and clarity for the use of SFB for wall bracing.

Assembly Action: **None**

RB296-13

Committee Action:

Approved as Submitted

The following is errata that was not posted to the ICC website:

TABLE R602.10.3(2)
WIND ADJUSTMENT FACTORS TO THE REQUIRED LENGTH OF WALL BRACING

<u>ITEM NUMBER</u>	<u>ADJUSTMENT BASED ON</u>	<u>STORY/ SUPPORTING</u>	<u>CONDITION</u>	<u>ADJUSTMENT FACTOR^{a, b}</u> [multiply length from Table R602.10.3(1) by this factor]	<u>APPLICABLE METHODS</u>
3	Wall height adjustment	Any story	8 feet	0.90	
			9 feet	0.95	
			10 feet	1.00	
			11 feet	1.05	
			12 feet	1.10	

(Portions of table not shown remain unchanged)

(Portions of code change not shown remain unchanged)

Committee Reason: This change adds some needed corrections to the table. Also, the addition of item numbers provides ease of use of the table.

Assembly Action:

None

RB297-13

Committee Action:

Approved as Submitted

Committee Reason: This change provides clarity for what to do where a building is greater than 50 feet in length.

Assembly Action:

None

RB298-13

Committee Action:

Disapproved

Committee Reason: This change is not needed. No evidence was submitted that proved the existing values are inadequate. Dr. Dolan was a member of the AD-HOC Committee that recommended the existing values and he did not recommend a change.

Assembly Action:

None

RB299-13

Committee Action:

Disapproved

Committee Reason: Based on previous action on RB298-13. No justification provided that the values need to be changed. This change will increase construction cost.

Assembly Action:

None

RB300-13

Committee Action: **Disapproved**

Committee Reason: Based upon the proponent's request for disapproval. Testing is incomplete and when it is complete the proponent will bring back with a public comment.

Assembly Action: **None**

RB301-13

Committee Action: **Approved as Modified**

TABLE R602.10.3(4)
SEISMIC ADJUSTMENT FACTORS TO THE REQUIRED LENGTH OF WALL BRACING

ADJUSTMENT BASED ON:	STORY/SUPPORTING	CONDITION	ADJUSTMENT FACTOR^{a,b} (Multiply length from Table R602.10.3(3) by this factor.)	APPLICABLE METHODS
---------------------------------	-------------------------	------------------	--	-------------------------------

(Portions of Table not shown remain unchanged)

Committee Reason: Approval was based upon the proponent's published reason. The modification eliminates a term from the column header that is no longer needed.

Assembly Action: **None**

RB302-13

Committee Action: **Disapproved**

Committee Reason: Based upon the proponent's request for disapproval. There is information missing and a pointer is needed to refer back to the proper code section.

Assembly Action: **None**

RB303-13

Committee Action: **Disapproved**

Committee Reason: Based upon the committee's action on RB300-13. Also, this references a non-existing code section.

Assembly Action: **None**

RB304-13

Committee Action: **Disapproved**

Committee Reason: Based upon the proponent's request for disapproval and the committee's action on RB300-13.

Assembly Action: **None**

RB305-13

The following is errata that was not posted to the ICC website.

Revise as follows:

R602.10.4.1 Mixing methods. Mixing of bracing methods shall be permitted as follows:

1. Mixing intermittent bracing and continuous sheathing methods from story to story shall be permitted.
2. Mixing intermittent bracing methods from *braced wall line* to *braced wall line* within a story shall be permitted. Within Seismic Design Categories A, B and C or and in regions where the basic wind speed is less than or equal to 100 mph (45 m/s), mixing of intermittent bracing and continuous sheathing methods from *braced wall line* to *braced wall line* within a story shall be permitted.
3. Mixing intermittent bracing methods along a *braced wall line* shall be permitted in Seismic Design Categories A and B, and detached dwellings in Seismic Design Category C provided the length of required bracing in accordance with Table R602.10.3(1) or R602.10.3(3) is the highest value of all intermittent bracing methods used.
4. Mixing of continuous sheathing methods CS-WSP, CS-G and CS-PF along a *braced wall line* shall be permitted.
5. In Seismic Design Categories A and B, and for detached one- and two-family dwellings in Seismic Design Category C, mixing of intermittent bracing methods along the interior portion of a *braced wall line* with continuous sheathing methods CS-WSP, CS-G and CS-PF along the exterior portion of the same *braced wall line* shall be permitted. The length of required bracing shall be the highest value of all intermittent bracing methods used in accordance with Table R602.10.3(1) or R602.10.3(3) as adjusted by Tables R602.10.3(2) and R602.10.3(4), respectively. The requirements of Section R602.10.7 shall apply to each end of the continuously sheathed portion of the *braced wall line*.

Committee Action:

Disapproved

Committee Reason: The committee prefers RB307-13.

Assembly Action:

None

RB306-13

Committee Action:

Approved as Submitted

Committee Reason: This change clarifies that intermittent methods ABW, PFH and PFG are permitted with continuous sheathing methods. Adds greater flexibility for design.

Assembly Action:

None

RB307-13

Committee Action:

Approved as Submitted

Committee Reason: Approval was based upon the proponent's published reason.

Assembly Action:

None

RB308-13

Committee Action:

Disapproved

Committee Reason: Based upon the proponent's request for disapproval and the committee's action on RB309-13.

Assembly Action:

None

RB309-13

Committee Action:

Disapproved

Committee Reason: The design capacities chart does not belong in the IRC. The IRC is a prescriptive code and there is not a need for design values. There is no direction on what to do with the values. Also, it was stated it was based on wind load and that is not indicated,

Assembly Action:

None

RB310-13

Committee Action:

Approved as Submitted

Committee Reason: Approval was based upon the proponent's published reason. Also, it provides a useful option for using method CS-PF in low seismic areas.

Assembly Action:

None

RB311-13

Committee Action:

Approved as Submitted

Committee Reason: The reduction in the hold-down capacity will provide for the use of readily available hold-downs.

Assembly Action:

None

RB312-13

Committee Action:

Approved as Submitted

Committee Reason: This change provides clarity to where the panel splice is to be made.

Assembly Action:

None

RB313-13

Committee Action:

Approved as Submitted

Committee Reason: This change restores missing notes on the figures that were inadvertently omitted. The notes add clarity and direction for the spacer and fastening of the king stud.

Assembly Action:

None

RB314-13

Committee Action:

Disapproved

Committee Reason: Based upon the committee's action on RB302-13.

Assembly Action:

None

RB315-13

Committee Action:

Approved as Submitted

Committee Reason: Approval was based upon the proponent's published reason.

Assembly Action:

None

RB316-13

Committee Action: Disapproved

Committee Reason: Based upon the proponent's request for disapproval.

Assembly Action: None

RB317-13

Committee Action: Disapproved

Committee Reason: There needs to be more work on anchor size and washer. This should be brought back as a public comment.

Assembly Action: None

RB318-13

Committee Action: Disapproved

Committee Reason: There is no evidence of second floor return panel failures, especially in wind. This would force an engineered design.

Assembly Action: None

RB319-13

Committee Action: Approved as Modified

Modify the proposal as follows:

R602.10.8.2 Connections to roof framing. Top plates of exterior braced wall panels shall be attached to rafters or roof trusses above in accordance with Table R602.3(1) and this section. Where required by this section, blocking between rafters or roof trusses shall be attached to top plates of braced wall panels and to rafters and roof trusses in accordance with Table R602.3(1). A continuous band, rim, or header joist or roof truss parallel to the braced wall panels shall be permitted to replace the blocking required by this section. Blocking shall not be required over openings in continuously-sheathed braced wall lines. In addition to the requirements of this section, lateral support shall be provided for rafters and ceiling joists in accordance with Section R802.8 and for trusses in accordance with Section R802.10.3. Roof ventilation shall be provided in accordance with Section R806.1.

1. For Seismic Design Categories A, B and C where the distance from the top of the braced wall panel to the top of the rafters or roof trusses above is 9 1/4 inches (235 mm) or less, blocking between rafters or roof trusses shall not be required. Where the distance from the top of the braced wall panel to the top of the rafters or roof trusses above is between 9 1/4 inches (235 mm) and 15 1/4 inches (387 mm), blocking between rafters or roof trusses shall be provided above the braced wall panel in accordance with Figure R602.10.8.2(1).

Exception: Where the outside edge of truss vertical web members aligns with the outside face of the wall studs below, the wall wood structural panel sheathing extending above the top plate as shown in Figure R602.10.8.2(3) shall be permitted to be fastened to each truss webs with 3-8d nails (2.5" x 0.131") and blocking between the trusses shall not be required.

(Portions of code change not shown remain unchanged)

Committee Reason: Approval was based upon the proponent's published reason. The modification corrects the exception to apply to WSP sheathing to be consistent with the testing.

Assembly Action: None

RB320-13

Committee Action: **Approved as Submitted**

Committee Reason: Approval was based upon the proponent's published reason. Also, provides missing information on how to deal with ventilation.

Assembly Action: **None**

RB321-13

Committee Action: **Approved as Submitted**

Committee Reason: This change provides for the proper adjustment when cripple walls do not have gypsum board on the interior side.

Assembly Action: **None**

RB322-13

Committee Action: **Approved as Submitted**

Committee Reason: This change corrects the braced wall spacing for cripple wall bracing in low seismic areas.

Assembly Action: **None**

RB323-13

Withdrawn by Proponent

RB324-13

Committee Action: **Approved as Modified**

Modify the proposal as follows:

**TABLE R602.12.4
MINIMUM NUMBER OF BRACING UNITS ON EACH SIDE OF THE CIRCUMSCRIBED RECTANGLE**

For SI: 1 ft = 304.8 mm

- a. Interpolation shall not be permitted.
- b. Cripple walls or wood-framed basement walls in a walk-out condition of ~~a one-story structure~~ shall be designed designated as the first floor story of a two-story house and the stories above shall be redesignated as the second and third stories, respectively, and shall be prohibited in a three-story structure.
- c. Actual lengths of the sides of the circumscribed rectangle shall be rounded to the next highest unit of 10 when using this table.

Committee Reason: Approval was based upon the proponent's published reason. The modification clarifies where a cripple wall or wood-framed basement wall is considered a story.

Assembly Action: **None**

RB325-13

Committee Action: **Approved as Submitted**

Committee Reason: This change will allow the simplified method to be used where the exposure category is C.

Assembly Action: **None**

RB326-13

Committee Action: **Disapproved**

Committee Reason: Based on the committee's previous action on RB325-13 the committee prefers R325-13.

Assembly Action: **None**

RB327-13

Committee Action: **Approved as Submitted**

Committee Reason: Based upon the committee's previous action on RB310-13 and the proponent's published reason.

Assembly Action: **None**

RB328-13

Committee Action: **Approved as Submitted**

Committee Reason: The change adds an additional option for narrow wall bracing to the simplified method.

Assembly Action: **None**

RB329-13

Committee Action: **Disapproved**

Committee Reason: The separation of seismic and non-seismic bracing could just as easily be done within the code. Jurisdiction doesn't always adopt the appendix. Placing the seismic bracing into the appendix would leave a significant portion of the country without a prescriptive high-seismic bracing design.

Assembly Action: **None**

RB330-13

Committee Action: **Approved as Submitted**

Committee Reason: This change will update and streamline the cold-formed steel wall framing requirements. This aligns the cold-form steel provisions with the latest standards. Also, consistent with the committee's action on RB258-13.

Assembly Action: **None**

RB331-13

Committee Action: **Approved as Submitted**

Committee Reason: Approval was based upon the proponent's published reason.

Assembly Action: **None**

RB332-13

For staff analysis of the content of ASTM C56, C126, C212, C503, C568, C615, C629, C744, C946, C1088, C1364, C1386, C1405, and C1634 relative to CP#28, Section 3.6, please visit: <http://www.iccsafe.org/cs/codes/Documents/2012-2014Cycle/Proposed-B/00-CompleteGroupB-MonographUpdates.pdf>

Committee Action: **Approved as Submitted**

Committee Reason: This change consolidates and organizes the masonry design and construction into one section. Also, this adds needed reference standards.

Assembly Action: **None**

RB333-13

Committee Action: **Disapproved**

Committee Reason: This would eliminate the option of using other than standard masonry module spacing. The spacing presently prescribed is a maximum and a lesser spacing to match a masonry module is permitted.

Assembly Action: **None**

RB334-13

Committee Action: **Approved as Submitted**

Committee Reason: This change updates the concrete wall provisions to agree with PCA 100-2012, ACI 318-11, ASCE 7-10 and the 2012 IBC.

Assembly Action: **None**

RB335-13

Committee Action: **Approved as Submitted**

Committee Reason: This change provides coordination with PCA 100 which is already referenced in this IRC.

Assembly Action: **None**

RB336-13

For staff analysis of the content of ASTM C1157-11 relative to CP#28, Section 3.6, please visit: <http://www.iccsafe.org/cs/codes/Documents/2012-2014Cycle/Proposed-B/00-CompleteGroupB-MonographUpdates.pdf>

Committee Action: **Approved as Submitted**

Committee Reason: Adds new standards for cement to correlate with the IBC.

Assembly Action: **None**

RB337-13

Committee Action: **Disapproved**

Committee Reason: The fenestration manufacturer's written instruction for flashing is needed in addition to the Section R703.8 provisions.

Assembly Action: **None**

RB338-13

Committee Action: **Disapproved**

Committee Reason: The installation instructions from the manufacturer needs to be included with the windows and door just like other manufactured components.

Assembly Action: **None**

RB339-13

Committee Action: **Disapproved**

Committee Reason: Many window and door assemblies are site assembled. This would require testing of site assembled fenestration which is not practical.

Assembly Action: **None**

RB340-13

For staff analysis of the content of AMD 100 relative to CP#28, Section 3.6, please visit: <http://www.iccsafe.org/cs/codes/Documents/2012-2014Cycle/Proposed-B/00-CompleteGroupB-MonographUpdates.pdf>

Committee Action: **Approved as Submitted**

Committee Reason: The issue of component substitution for tested side hinged exterior door has been a controversy for years. Industry now has an ANSI approved standard to address this and it is now needed in the code.

Assembly Action: **None**

RB341-13

Committee Action: **Disapproved**

Committee Reason: This would delete a necessary standard. Also, it would conflict with the committee's action on RB340-13.

Assembly Action: **None**

RB342-13

Committee Action: **Disapproved**

Committee Reason: Based upon the proponent's request and the committee's action on RB343-13.

Assembly Action: **None**

RB343-13

For staff analysis of the content of WDMA I.S. 11-13 relative to CP#28, Section 3.6, please visit: <http://www.iccsafe.org/cs/codes/Documents/2012-2014Cycle/Proposed-B/00-CompleteGroupB-MonographUpdates.pdf>

Committee Action: **Approved as Submitted**

Committee Reason: This change adds a method for DP rating based on comparative analysis for units larger than tested. The new standard will provide a cost effective alternative to testing.

Assembly Action: **None**

RB344-13

Committee Action: **Approved as Submitted**

Committee Reason: Approval was based upon the proponent's published reason.

Assembly Action: **None**

RB345-13

Committee Action: **Approved as Submitted**

Committee Reason: This change will provide for location at the proper height for electrical switch boxes in a SIPs wall.

Assembly Action: **None**

RB346-13

Committee Action: **Approved as Submitted**

Committee Reason: The deleted language has no limit on how many holes can be present and may cause an unsafe condition. The new language will control the quantity of holes that may be cut.

Assembly Action: **None**

RB347-13

Committee Action: **Disapproved**

Committee Reason: Based upon the proponent's request for disapproval. Also, the committee's previous action on RB344-13 clarified some issues. The proponent will work with industry and bring back a public comment.

Assembly Action: **None**

RB348-13

Committee Action: **Disapproved**

Committee Reason: The change has too many undefined terms. The labeling requirements are too restrictive and go beyond what is necessary. Also, the standards are not required to be listed on the label.

Assembly Action: **None**

RB349-13

Committee Action: **Approved as Submitted**

Committee Reason: This change updates the code for terminology for gypsum products to be consistent with ASTM standards and the IBC.

Assembly Action: **None**

RB350-13

For staff analysis of the content of AISI S200-12 and AISI S220-11 relative to CP#28, Section 3.6, please visit: <http://www.iccsafe.org/cs/codes/Documents/2012-2014Cycle/Proposed-B/00-CompleteGroupB-MonographUpdates.pdf>

Committee Action: **Approved as Submitted**

Committee Reason: Approval was based upon proponent's published reason and it introduces new standards that will coordinate the CFSF requirements with the IBC.

Assembly Action: **None**

RB351-13

Committee Action: **Approved as Submitted**

Committee Reason: Approval was based upon the proponent's published reason.

Assembly Action: **None**

RB352-13

Committee Action: **Approved as Submitted**

Committee Reason: Approval was based upon the proponent's published reason. It removes the term drywall and replaces it with the proper term and definition.

Assembly Action: **None**

RB353-13

Committee Action: **Disapproved**

Committee Reason: The new language will exclude alternative materials.

Assembly Action: **None**

RB354-13

Committee Action: **Approved as Submitted**

Committee Reason: Approval was based upon the proponent's published reason.

Assembly Action: **None**

RB355-13

For staff analysis of the content of ISO8336 relative to CP#28, Section 3.6, please visit: <http://www.iccsafe.org/cs/codes/Documents/2012-2014Cycle/Proposed-B/00-CompleteGroupB-MonographUpdates.pdf>

Committee Action: **Approved as Submitted**

Committee Reason: Based upon the committee's previous action on RB256-13 and RB257-13. Also, this is consistent with the IBC structural committee action in Group A.

Assembly Action: **None**

RB356-13

Committee Action: **Disapproved**

Committee Reason: The committee feels improvement is needed in this area but the science is evolving and this proposal does not include some important solutions such as smart vapor barriers.

Assembly Action: **None**

RB357-13

Committee Action: **Approved as Modified**

Modify the proposal as follows:

CONTINUOUS INSULATION (ci). ~~Insulation that is uncompressed and~~ Insulating material that is continuous across all structural members without thermal bridges other than fasteners and service openings. It is installed on the interior or exterior or is integral to any *opaque* surface of the *building envelope*.

Committee Reason: Approval was based upon the proponent's published reason. The modification corrects the definition to match ASHRAE 90.1 and the IECC.

Assembly Action: **None**

RB358-13

Committee Action: **Disapproved**

Committee Reason: The committee feels this is an important issue but the proposal is needlessly complex. The proponent should rework with the modification submitted and bring back.

Assembly Action: **None**

RB359-13

Committee Action: **Approved as Submitted**

Committee Reason: Approval was based upon the proponent's published reason.

Assembly Action: **None**

RB360-13

Withdrawn by Proponent

RB361-13

Committee Action: **Disapproved**

Committee Reason: The committee feels the language will require testing of every wall.

Assembly Action: **None**

RB362-13

For staff analysis of the content of ASTM E2556-10 relative to CP#28, Section 3.6, please visit: <http://www.iccsafe.org/cs/codes/Documents/2012-2014Cycle/Proposed-B/00-CompleteGroupB-MonographUpdates.pdf>

Committee Action: **Disapproved**

Committee Reason: The committee feels the language contains commentary. The reference standard is not appropriate for the application and the complete system should be tested in lieu of the components.

Assembly Action: **None**

RB363-13

Committee Action: **Approved as Submitted**

Committee Reason: Approval was based upon the proponent's published reason.

Assembly Action: **None**

RB364-13

For staff analysis of the content of AAMA 504-05 relative to CP#28, Section 3.6, please visit: <http://www.iccsafe.org/cs/codes/Documents/2012-2014Cycle/Proposed-B/00-CompleteGroupB-MonographUpdates.pdf>

Committee Action: **Disapproved**

Committee Reason: The committee feels that the standard only tests a component and not the assembly.

Assembly Action: **None**

RB365-13

Committee Action: **Disapproved**

Committee Reason: The committee feels the tests methods should be in a standard and not in the code text.

Assembly Action: **None**

RB366-13

Committee Action: **Approved as Submitted**

Committee Reason: This change aligns the wind speed in the IRC with the 2012 IBC and ASCE 7-10.

Assembly Action: **None**

RB367-13

Committee Action: **Approved as Modified**

Modify the proposal as follows:

R703.4 Attachments. Unless specified otherwise, all wall coverings shall be securely fastened in accordance with Table R703.4 or with other *approved* aluminum, stainless steel, zinc-coated or other *approved* corrosion-resistive fasteners. The use of Table R703.4 shall be limited according to the building mean roof height, ultimate design wind speed in accordance with Figure R301.2(4)A, and exposure category in accordance with Section R301.2.1.4 as shown in Table R703.5. Where the design wind pressure exceeds 30 psf or where the limits of Table R703.5 are exceeded, the attachment of wall coverings shall be designed to resist the component and cladding loads specified in Table R301.2(2), adjusted for height and exposure in accordance

with Table R301.2(3). For the determination of wall covering attachment, component and cladding loads shall be determined using an effective wind area of 10 ft².

**TABLE R703.5
LIMITS FOR ATTACHMENT PER TABLE R703.4**

Maximum Mean Roof Height			
Basic- Ultimate Wind Speed (mph-3-second gust)	Exposure		
	B	C	D
115	NL	50'	20'
120	NL	30'	DR
130	60'	15'	DR
<u>140</u>	<u>35'</u>	<u>DR</u>	<u>DR</u>

NL = not limited by Table R703.5, DR = Design Required
For SI: 1 foot = 304.8 mm, 1 mile per hour = 0.447 m/s

Committee Reason: The change provides for a method to determine that the limits of fastening in Table R703.4 are not exceeded. The modification clarifies the new language and corrects the table.

Assembly Action: **None**

RB368-13

For staff analysis of the content of ANSI A135.7 relative to CP#28, Section 3.6, please visit: <http://www.iccsafe.org/cs/codes/Documents/2012-2014Cycle/Proposed-B/00-CompleteGroupB-MonographUpdates.pdf>

Committee Action: **Approved as Submitted**

Committee Reason: This change brings a new standard for hardboard into the code.

Assembly Action: **None**

RB369-13

Committee Action: **Disapproved**

Committee Reason: The proposal provides little or no substantiation. There is no substantiation for the cost impact that was provided. This should be reworked with the modification that was ruled out of order and brought back.

Assembly Action: **None**

RB370-13

For staff analysis of the content of ASTM E2556 relative to CP#28, Section 3.6, please visit: <http://www.iccsafe.org/cs/codes/Documents/2012-2014Cycle/Proposed-B/00-CompleteGroupB-MonographUpdates.pdf>

Committee Action: **Disapproved**

Committee Reason: The committee is concerned about the equivalency of ASTM E2556 to two layers of Grade D under stucco. Also, the standard covers products other than Grade D.

Assembly Action: **None**

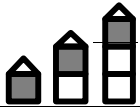








RB371-13

Committee Action:

Approved as Modified

Modify the proposal as follows:

TABLE R603.9.5(4)
REQUIRED LENGTH OF FULL HEIGHT SHEATHING AND ASSOCIATED OVERTURNING ANCHORAGE
FOR WALLS SUPPORTING WALLS WITH STONE OR MASONRY VENEER AND USING 43-MIL COLD-
FORMED STEEL FRAMING AND 4-INCH SCREW SPACING ON THE PERIMETER OF EACH PANEL OF
STRUCTURAL SHEATHING

SEISMIC DESIGN CATEGORY	STORY	BRACED WALL LINE LENGTH (FEET)						SINGLE-STORY HOLD-DOWN FORCE (pounds)	CUMMULATIVE HOLD-DOWN FORCE (pounds)
		10	20	30	40	50	60		
		MINIMUM TOTAL LENGTH (FEET) OF BRACED WALL PANELS REQUIRED ALONG EACH BRACED WALL LINE							
D ₀		1.9	2.7	3.4	4.2	5.0	5.8	5,928	--
		3.0	4.9	6.8	8.8	10.7	12.6	5,928	11,856
		4.1	7.2	10.2	13.3	16.3	19.4	5,928	17,784
D ₁		2.3	3.3	4.3	5.2	6.2	7.2	5,928	--
		3.7	6.1	8.5	10.8	13.2	15.6	5,928	11,856
		5.1	8.9	12.7	16.5	20.2	24.0	5,928	17,784
D ₂		3.3	4.6	6.0	7.4	8.7	10.1	5,928	--
		5.2	8.6	11.9	15.3	18.6	22.0	5,928	11,856
		7.2	12.5	17.9	23.2	28.5	33.8	5,928	17,784

Committee Reason: This change provides for masonry veneer to be used with cold-formed steel framing in high seismic areas. The modification limits Table R603.9.5(4) to two stories since the overturning anchorage for 3 story is marginal.

Assembly Action:

None

RB372-13

Committee Action:

Disapproved

Committee Reason: Based upon proponent's request for disapproval. Adhered and anchored masonry veneer are not properly addressed. This change would eliminate the use of adhered veneer.

Assembly Action:

None

RB373-13

Committee Action:

Disapproved

Committee Reason: Relocating the requirement into the general sections is confusing. Clarification of what masonry veneer can support is needed.

Assembly Action:

None

RB374-13

The following is errata that was not posted to the ICC website.

**TABLE R703.4
WEATHER-RESISTANT SIDING ATTACHMENT AND MINIMUM THICKNESS**

SIDING MATERIAL	NOMINAL THICKNESS ^a (inches)	JOINT TREATMENT	WATER-RESISTIVE BARRIER REQUIRED	TYPE OF SUPPORTS FOR THE SIDING MATERIAL AND FASTENERS ^{b, c, d}					
				Wood or wood structural panel sheathing into stud	Fiberboard sheathing into stud	Gypsum sheathing into stud	Foam plastic sheathing into stud	Direct to studs	Number or spacing of fasteners
Adhered veneer: concrete, stone or masonry ^w	—	Section R703	Yes Note w	See Section R703.6.4 ⁹ or in accordance with the manufacturer's instructions. See Section R703.12.					

(Portions of table not shown remain unchanged)

R703.7 Anchored stone and masonry veneer, general. Anchored stone and masonry veneer shall be installed in accordance with this chapter, Table R703.4 and Figure R703.7. These veneers installed over a backing of wood or cold-formed steel shall be limited to the first story above-grade plane and shall not exceed 5 inches (127 mm) in thickness. See Section R602.10 for wall bracing requirements for masonry veneer for wood-framed construction and Section R603.9.5 for wall bracing requirements for masonry veneer for cold-formed steel construction.

Exceptions:

1. For all buildings in Seismic Design Categories A, B and C, exterior stone or masonry veneer, as specified in Table R703.7(1), with a backing of wood or steel framing shall be permitted to the height specified in Table R703.7(1) above a noncombustible foundation.
2. For detached one- or two-family dwellings in Seismic Design Categories D₀, D₁ and D₂, exterior stone or masonry veneer, as specified in Table R703.7(2), with a backing of wood framing shall be permitted to the height specified in Table R703.7(2) above a noncombustible foundation.

(Portions of proposal not shown remain unchanged)

Committee Action:

Approved as Submitted

Committee Reason: Approval was based upon the proponent's published reason.

Assembly Action:

None

RB375-13

Committee Action: Disapproved

Committee Reason: The committee prefers RB374-13. This change would provide an incorrect blending of adhered and anchored masonry veneer.

Assembly Action: None

RB376-13

Committee Action: Approved as Submitted

Committee Reason: Approval was based upon the proponent's published reason.

Assembly Action: None

RB377-13

Committee Action: Disapproved

Committee Reason: The committee feels this would limit the application to only exterior window and door openings. The flashing can be used for other applications.

Assembly Action: None

RB378-13

For staff analysis of the content of AAMA 712-11 relative to CP#28, Section 3.6, please visit: <http://www.iccsafe.org/cs/codes/Documents/2012-2014Cycle/Proposed-B/00-CompleteGroupB-MonographUpdates.pdf>

Committee Action: Approved as Submitted

Committee Reason: This brings a new standard for window and door flashing into the code and will allow an option.

Assembly Action: None

RB379-13

For staff analysis of the content of AAMA 714-12 relative to CP#28, Section 3.6, please visit: <http://www.iccsafe.org/cs/codes/Documents/2012-2014Cycle/Proposed-B/00-CompleteGroupB-MonographUpdates.pdf>

Committee Action: Approved as Modified

Modify the proposal as follows:

R703.8 Flashing. *Approved* corrosion-resistant flashing shall be applied shingle-fashion in a manner to prevent entry of water into the wall cavity or penetration of water to the building structural framing components. Self-adhered membranes used as flashing shall comply with AAMA 711. Fluid applied membranes used as flashing in exterior walls shall comply with AAMA 714. The flashing shall extend to the surface of the exterior wall finish. *Approved* corrosion-resistant flashings shall be installed at all of the following locations:

1. Exterior window and door openings. Flashing at exterior window and door openings shall extend to the surface of the exterior wall finish or to the water-resistive barrier for subsequent drainage. ~~Fluid applied membranes used as flashing shall comply with AAMA 714.~~ Flashing at exterior window and door openings shall be installed in accordance with one or more of the following:

(Portions of proposal not shown remain unchanged)

Committee Reason: This brings a new standard for fluid applied flashing into the code. The modification moves the text into the general section such that the standard for fluid applied flashing will apply to all openings.

Assembly Action: **None**

RB380-13

Committee Action: **Approved as Submitted**

Committee Reason: Approval was based upon the proponent's published reason.

Assembly Action: **None**

RB381-13

Committee Action: **Approved as Submitted**

Committee Reason: Approval was based upon the proponent's published reason.

Assembly Action: **None**

RB382-13

For staff analysis of the content of ISO 8336 relative to CP#28, Section 3.6, please visit: <http://www.iccsafe.org/cs/codes/Documents/2012-2014Cycle/Proposed-B/00-CompleteGroupB-MonographUpdates.pdf>

Committee Action: **Approved as Submitted**

Committee Reason: The committee feels this is consistent with the action for the IBC in Group A but would urge the proponent to submit a public comment to bring it closer to alignment with the IBC.

Assembly Action: **None**

RB383-13

Committee Action: **Approved as Modified**

Modify the proposal as follows:

**TABLE R703.4
WEATHER-RESISTANT SIDING ATTACHMENT AND MINIMUM THICKNESS**

For SI: 1 inch = 25.4 mm.

- y. Minimum fastener length must be sufficient to penetrate sheathing other nailable substrate and framing a total of a minimum of 1 ¼ inches or in accordance with the manufacturer's installation instructions.
- z. ~~Where specified by the manufacturer's instructions and supported by a test report, fasteners are permitted to penetrate into or fully through nailable sheathing or other nailable substrate of minimum thickness specified by the instructions or test report, without penetrating into framing.~~

(Portions of Table not shown remain unchanged)

R703.11.1.2 Penetration Depth. Unless specified otherwise by the manufacturer's instructions, fasteners shall penetrate into building framing. The total penetration into sheathing, furring framing or other nailable substrate shall be a minimum of 1-1/4 inches. Where specified by the manufacturer's instructions and supported by a test report, fasteners are permitted to penetrate into or fully through nailable sheathing or other nailable substrate of minimum thickness specified by the instructions or test report, without penetrating into framing. Where the fastener penetrates fully through the sheathing, the end of the fastener shall extend a minimum of ¼ inch beyond the opposite face of the sheathing or nailable substrate.

NAILABLE SUBSTRATE. A product or material such as framing, sheathing, or furring, composed of wood or wood-based materials, or other materials and fasteners providing equivalent fastener withdrawal resistance under transverse load.

Committee Reason: Approval was based upon the proponent's published reason. The modification deletes text that is not needed and adds minimum dimension to the penetration depth.

Assembly Action: **None**

RB384-13

Committee Action: **Disapproved**

Committee Reason: The committee felt there was no compelling reason to change what is in the code. The proposal seemed overreaching.

Assembly Action: **None**

RB385-13

Committee Action: **Approved as Submitted**

Committee Reason: Approval was based upon the proponent's published reason. Consistent with the committee action on RB386-13

Assembly Action: **None**

RB386-13

For staff analysis of the content of ASTM D7793-12 relative to CP#28, Section 3.6, please visit: <http://www.iccsafe.org/cs/codes/Documents/2012-2014Cycle/Proposed-B/00-CompleteGroupB-MonographUpdates.pdf>

Committee Action: **Approved as Submitted**

Committee Reason: Approval was based upon the proponent's published reason.

Assembly Action: **None**

RB387-13

The code change is contained in the [Updates to the 2013 Proposed Changes](#) posted on the ICC website. Please go to <http://www.iccsafe.org/cs/codes/Documents/2012-2014Cycle/Proposed-B/00-CompleteGroupB-MonographUpdates.pdf> for more information.

For staff analysis of the content of ASTM D7254-07 relative to CP#28, Section 3.6, please visit: <http://www.iccsafe.org/cs/codes/Documents/2012-2014Cycle/Proposed-B/00-CompleteGroupB-MonographUpdates.pdf>

Committee Action: **Approved as Modified**

Modify the proposal as follows:

R703.13 Polypropylene siding. Polypropylene siding shall be certified and labeled as conforming to the requirements of ASTM D7254 by an approved quality control agency.

R703.13.1 Polypropylene siding and accessories shall be installed in accordance with manufacturer's installation instructions.

R703.13.1.1 Polypropylene siding shall be installed over and attached to wood structural panel sheathing or other substrate, composed of wood or wood-based material with minimum thickness of 7/16 inch, or other substrate, composed of wood or wood-based material materials and fasteners having equivalent withdrawal resistance.

R703.13.1.2 Fastener requirements. Unless otherwise specified in the approved manufacturer's instructions, nails shall be corrosion resistant, with a minimum 0.120 shank and minimum 0.313 head diameter. Nails shall be a minimum of 1 1/4" long or as necessary to and fully-penetrate sheathing or penetrate the substrate a minimum 3/4 inch. Where the nail fully penetrates the sheathing or nailable substrate, the The end of the fastener shall extend a minimum of ¼ inch beyond the opposite face of the sheathing or nailable sheathing. Substrate. Staples are not permitted.

703.13.2 Polypropylene siding shall comply with section 703.13.2.4

703.13.2.1 **R703.13.2** Polypropylene siding shall not be installed on walls with a fire separation distance of less than 5 feet (1524 mm) and walls not closer than 10 feet to a building on another lot.

Exception: Walls perpendicular to the line used to determine the *fire separation distance*.

Committee Reason: This change introduces a new product and a new standard into the code. The modification clarifies the text and adds a minimum length for the nails.

Assembly Action: **None**

RB388-13

The code change is contained in the [Updates to the 2013 Proposed Changes](#) posted on the ICC website. Please go to <http://www.iccsafe.org/cs/codes/Documents/2012-2014Cycle/Proposed-B/00-CompleteGroupB-MonographUpdates.pdf> for more information.

For staff analysis of the content of ASTM D7254-07 relative to CP#28, Section 3.6, please visit: <http://www.iccsafe.org/cs/codes/Documents/2012-2014Cycle/Proposed-B/00-CompleteGroupB-MonographUpdates.pdf>

Committee Action: **Disapproved**

Committee Reason: Based upon the committee's action on RB387-13.

Assembly Action: **None**

RB389-13

Committee Action: **Approved as Modified**

Modify the proposal as follows:

**TABLE R703.13.2
FURRING MINIMUM FASTENING REQUIREMENTS FOR APPLICATION
OVER FOAM PLASTIC SHEATHING TO SUPPORT CLADDING WEIGHT^{a,b}**

Furring Material	Framing Member	Fastener Type and Minimum Size	Minimum Penetration into Wall Framing (inches)	Fastener Spacing in Furring (inches)	Maximum Thickness of Foam Sheathing ^d (inches)						Allowable Design Wind Pressure for Furring (psf)	
					16"oc Furring ^e			24"oc Furring ^e			16"oc Furring ^{ee}	24"oc Furring ^{ee}
					Siding Weight:			Siding Weight:				
3 psf	11 psf	25 psf	3 psf	11 psf	25 psf	46.5	31.0					
Minimum 1x Wood Furring ^c	Minimum 2x Wood Stud	0.131" diameter nail	1-1/4	8	4	2	1	4	1.5	DR	46.5	31.0
				12	4	1.5	DR	3	1	DR	31.0	20.7
				16	4	1	DR	3	0.5	DR	23.3	15.5
		0.162" diameter nail	1-1/4	8	4	4	1.5	4	2	0.75	57.5	38.3
				12	4	2	0.75	4	1.5	DR	38.3	25.6
				16	4	1.5	DR	4	1	DR	28.8	19.2
	#10 wood screw	1	12	4	2	0.75	4	1.5	DR	107.3	71.6	
			16	4	1.5	DR	4	1	DR	79.0	52.7	
			24	4	1	DR	3	DR	DR	35.1	23.4	
	1/4" lag screw	1-1/2	12	4	3	1	4	2	0.5	140.4	93.6	
			16	4	1.5	DR	4	1.5	DR	79.0	52.7	
			24	4	1.5	DR	4	0.75	DR	35.1	23.4	

(Portions of proposal not shown remain unchanged)

Committee Reason: Approval was based upon the proponent's published reason. The modification deletes the allowable design wind pressure columns that is better handled by other sections of the code.

Assembly Action: **None**

RB390-13

Committee Action:

Approved as Modified

Modify the proposal as follows:

**TABLE R703.13.2
FURRING MINIMUM FASTENING REQUIREMENTS FOR APPLICATION
OVER FOAM PLASTIC SHEATHING TO SUPPORT CLADDING WEIGHT¹**

Furring Material	Framing Member	Fastener Type and Minimum Size ²	Minimum Penetration into Wall Framing (inches)	Fastener Spacing in Furring (inches)	Maximum Thickness of Foam Sheathing ⁴ (inches)						Allowable Design Wind Pressure for Furring (psf)	
					16"oc FURRING ⁵			24"oc FURRING ⁵			16"oc Furring	24"oc Furring
					Cladding Weight:			Cladding Weight:				
					3 psf	11 psf	25 psf	3 psf	11 psf	25 psf		
Minimum 33mil Steel Furring or Minimum 1x Wood Furring ³	33 mil Steel Stud	#8 screw	Steel thickness + 3 threads	12	3	1.5	DR	3	0.5	DR	52.9	35.3
				16	3	1	DR	2	DR	39.7	26.5	
				24	2	DR	DR	2	DR	26.5	17.6	
		#10 screw	Steel thickness + 3 threads	12	4	2	DR	4	1	DR	62.9	41.9
				16	4	1.5	DR	3	DR	47.1	31.4	
				24	3	DR	DR	2	DR	31.4	21.0	
	43 mil or thicker Steel Stud	#8 Screw	Steel thickness + 3 threads	12	3	1.5	DR	3	0.5	DR	69.0	46.0
				16	3	1	DR	2	DR	51.8	34.5	
				24	2	DR	DR	2	DR	34.5	23.0	
		#10 screw	Steel thickness + 3 threads	12	4	3	1.5	4	3	DR	81.9	54.6
				16	4	3	0.5	4	2	DR	61.5	41.0
				24	4	2	DR	4	0.5	DR	35.1	23.4

Committee Reason: Approval was based upon the proponent's published reason. The modification deletes the allowable design wind pressure columns that is better handled by other sections of the code.

Assembly Action:

None

RB391-13

The following is errata that was not posted to the ICC website. (Footnote d should not be underlined):

**TABLE R703.4
WEATHER-RESISTANT SIDING ATTACHMENT AND MINIMUM THICKNESS**

- d. Nails or staples shall be aluminum, galvanized, or rust-preventative coated and shall be driven into the studs where fiberboard, gypsum, or foam plastic sheathing backing is used. Where wood or wood structural panel sheathing is used, fasteners shall be driven into studs unless otherwise permitted to be driven into sheathing in accordance with the siding manufacturer's installation instructions.

(Portions of proposal not shown remain unchanged)

Committee Action:

Approved as Submitted

Committee Reason: This change adds the provision for attaching cladding over foam sheathing to concrete or masonry walls.

Assembly Action:

None

RB392-13

Committee Action:

Approved as Modified

Modify the proposal as follows:

R703.3 Nominal thickness and attachments. The nominal thickness and attachment of exterior wall coverings shall be in accordance with Table R703.3, the wall covering material requirements of this section, and the wall covering manufacturer's installation instructions. Nominal material thicknesses in Table R703.3 are

based on a maximum stud spacing of 16 inches on center. Where specified by the siding manufacturer's instructions and supported by a test report or other documentation, attachment to studs with greater spacing is permitted. Fasteners for exterior wall coverings attached to wood framing shall be in accordance with Section R703.3.2. Exterior wall coverings shall be attached to cold-formed steel light framing in accordance with the cladding manufacturer's installation instructions or an approved design.

R703.3.3 Minimum fastener length and penetration. Fasteners shall have the greater of the minimum length specified in Table R703.3 or as required to provide a minimum penetration into framing as follows:

1. Fasteners for horizontal aluminum siding, steel siding, particleboard panel siding, wood structural panel siding per ANSI/APA-PRP 210, fiber-cement panel siding, and fiber-cement lap siding installed over foam plastic sheathing shall penetrate a minimum of 1-1/2 inches into framing or shall be in accordance with the manufacturer's installation instructions.
2. Fasteners for hardboard panel and lap siding shall penetrate a minimum of 1-1/2 inches into framing.
3. Fasteners for vinyl siding installed over wood or wood structural panel sheathing shall penetrate a minimum of 1-1/4 inches into sheathing and framing combined. ~~Where approved by the manufacturer's instructions or test report,~~ vinyl siding shall be permitted to be installed with fasteners penetrating not less than .75 inches into or through wood or wood structural sheathing of minimum thickness as specified by the manufacturer's instructions or test report, with or without penetration into the framing. Where³ the fastener penetrates fully through the sheathing, the end of the fastener shall extend a minimum of ¼ inch beyond the opposite face of the sheathing. Fasteners for vinyl siding installed over foam plastic sheathing shall be in accordance with Section R703.11.2. Fasteners for vinyl siding installed over fiberboard or gypsum sheathing ~~or direct to studs~~ shall penetrate a minimum of 1-1/4 inches into framing.
4. Fasteners for vertical or horizontal wood siding shall penetrate a minimum of 1-1/2 inches into studs, studs and wood sheathing combined, or blocking.
5. Fasteners for siding material installed over foam plastic sheathing shall have sufficient length to accommodate foam plastic sheathing thickness and to penetrate framing or sheathing and framing combined as specified above.

(Portions of proposal not shown remain unchanged)

Committee Reason: Approval was based upon the proponent's published reason. The modification addresses fastening to cold-formed steel framing and clarifies the fastener penetration for wood structural panels.

Assembly Action: None

RB393-13

Committee Action: **Approved as Submitted**

Committee Reason: Approval was based upon the proponent's published reason.

Assembly Action: None

RB394-13

Committee Action: **Approved as Modified**

Modify the proposal as follows:

R802.3 Framing details. Rafters shall be framed no more than 1.5-inch (38 mm) offset from ~~directly opposite~~ each other to ridge board or directly opposite from each other with a gusset plate as a tie. Ridge board shall be at least 1-inch (25 mm) nominal thickness and not less in depth than the cut end of the rafter. At all valleys and hips there shall be a valley or hip rafter not less than 2-inch (51 mm) nominal thickness and not less in depth than the cut end of the rafter. Hip and valley rafters shall be supported at the ridge by a brace to a bearing partition or be designed to carry and distribute the specific load at that point. Where the roof pitch is less than three units vertical in 12 units horizontal (25-percent slope), structural members that support rafters and ceiling joists, such as ridge beams, hips and valleys, shall be designed as beams.

Committee Reason: Approval was based upon the proponent's published reason. The modification clarifies the term "directly opposite" by adding a tolerance for an offset.

Assembly Action: None

RB395-13

Committee Action:

Disapproved

Committee Reason: Based upon the proponent's request for disapproval. This would eliminate a design option without any technical justification.

Assembly Action:

None

RB396-13

Committee Action:

Approved as Modified

Modify the proposal as follows:

TABLE R802.11
RAFTER OR TRUSS UPLIFT CONNECTION FORCES FROM WIND (POUNDS PER CONNECTION)^{a, b, c, d, e, f, g, h,}

RAFTER OR TRUSS SPACING	ROOF SPAN (feet)	EXPOSURE B							
		Nominal Design Windspeed V _{ASD} (mph)							
		85		90		100		110	
		Roof Pitch		Roof Pitch		Roof Pitch		Roof Pitch	
		< 5:12	≥5:12	< 5:12	≥5:12	< 5:12	≥5:12	≥5:12	≥5:12
12" o.c.	12	47	41	62	54	93	81	127	110
	18	59	51	78	68	119	104	165	144
	24	70	61	93	81	145	126	202	176
	28	77	67	104	90	163	142	227	197
	32	85	74	115	100	180	157	252	219
	36	93	81	126	110	198	172	277	241
	42	105	91	143	124	225	196	315	274
	48	116	101	159	138	251	218	353	307
16" o.c.	12	63	55	83	72	124	108	169	147
	18	78	68	103	90	159	138	219	191
	24	93	81	124	108	193	168	269	234
	28	102	89	138	120	217	189	302	263
	32	113	98	153	133	239	208	335	291
	36	124	108	168	146	264	230	369	321
	42	139	121	190	165	299	260	420	365
	48	155	135	212	184	335	291	471	410
24" o.c.	12	94	82	124	108	186	162	254	221
	18	117	102	155	135	238	207	329	286
	24	140	122	186	162	290	252	404	351
	28	154	134	208	181	326	284	454	395
	32	170	148	230	200	360	313	504	438

	36	186	162	252	219	396	345	554	482
	42	209	182	285	248	449	391	630	548
	48	232	202	318	277	502	437	706	614
RAFTER OR TRUSS SPACING	ROOF SPAN (feet)	EXPOSURE C							
		Nominal Design Windspeed V_{ASD} (mph)							
		85		90		100		110	
		Roof Pitch		Roof Pitch		Roof Pitch		Roof Pitch	
		< 5:12	≥5:12	< 5:12	≥5:12	< 5:12	≥5:12	< 5:12	≥5:12
12" o.c.	12	94	82	114	99	157	137	206	179
	18	120	104	146	127	204	177	268	233
	24	146	127	179	156	251	218	330	287
	28	164	143	201	175	283	246	372	324
	32	182	158	224	195	314	273	414	360
	36	200	174	246	214	346	301	456	397
	42	227	197	279	243	394	343	520	452
	48	254	221	313	272	441	384	583	507
RAFTER OR TRUSS SPACING	ROOF SPAN (feet)	EXPOSURE C							
		Nominal Design Windspeed V_{ASD} (mph)							
		85		90		100		110	
		Roof Pitch		Roof Pitch		Roof Pitch		Roof Pitch	
		< 5:12	≥5:12	< 5:12	≥5:12	< 5:12	≥5:12	< 5:12	≥5:12
16" o.c.	12	125	109	152	132	209	182	274	238
	18	160	139	194	169	271	236	356	310
	24	194	169	238	207	334	291	439	382
	28	218	190	267	232	376	327	495	431
	32	242	211	298	259	418	364	551	479
	36	266	231	327	284	460	400	606	527
	42	302	263	372	324	524	456	691	601
	48	338	294	416	362	587	511	775	674
24" o.c.	12	188	164	228	198	314	273	412	358
	18	240	209	292	254	408	355	536	466
	24	292	254	358	311	502	437	660	574
	28	328	285	402	350	566	492	744	647
	32	364	317	448	390	628	546	828	720
	36	400	348	492	428	692	602	912	793
	42	454	395	558	485	786	684	1040	905

	48	508	442	626	545	882	767	1166	1014
--	----	-----	-----	-----	-----	-----	-----	------	------

For SI: 1 inch = 25.4 mm, 1 foot = 304.8 mm, 1 mile per hour = 0.447 m/s, 1 pound = 0.454 kg, 1 pound per linear foot = 14.5 N/m.

- a. The uplift connection forces are based on a maximum 33-foot mean roof height and Wind Exposure Category B or C. For Exposure D, the uplift connection force shall be selected from the Exposure C portion of the table using the next highest tabulated basic wind speed. The Adjustment Coefficients in Table R301.2(3) shall not be used to multiply the above forces for Exposures C and D or for other mean roof heights.
- b. The uplift connection forces include an allowance for roof and ceiling assembly dead load of 15 psf.
- c. The tabulated uplift connection forces are limited to a maximum roof overhang of 24 inches.
- d. The tabulated uplift connection forces shall be permitted to be multiplied by 0.75 for connections not located within 8 feet of building corners.
- e. For buildings with hip roofs with 5:12 and greater pitch, the tabulated uplift connection forces shall be permitted to be multiplied by 0.70. This reduction shall not be combined with any other reduction in tabulated forces.
- f. For wall-to-wall and wall-to-foundation connections, the uplift connection force shall be permitted to be reduced by 60 plf for each full wall above.
- g. Linear interpolation between tabulated roof spans and wind speeds shall be permitted.
- h. The tabulated forces for a 12-inch on-center spacing shall be permitted to be used to determine the uplift load in pounds per linear foot.

TABLE R802.11
RAFTER OR TRUSS UPLIFT CONNECTION FORCES FROM WIND (ASD)(POUNDS PER CONNECTION)^a
b, c, d, e, f, g, h

RAFTER OR TRUSS SPACING	ROOF SPAN (feet)	EXPOSURE B									
		Ultimate Design Wind Speed, V_{ULT} (mph)									
		110		115		120		130		140	
		Roof Pitch		Roof Pitch		Roof Pitch		Roof Pitch		Roof Pitch	
		<5:12	≥5:12	<5:12	≥5:12	<5:12	≥5:12	<5:12	≥5:12	<5:12	≥5:12
12" o.c.	12	48	32	59	42	70	52	95	73	122	97
	18	59	42	74	55	89	69	122	98	157	129
	24	71	52	89	69	108	86	149	123	192	162
	28	79	59	99	78	121	97	167	139	216	184
	32	86	66	109	87	134	109	185	156	240	206
	36	94	72	120	96	146	120	203	172	264	229
	42	106	83	135	109	166	138	230	197	300	262
	48	118	93	151	123	185	155	258	222	336	295
16" o.c.	12	64	43	78	56	93	69	126	97	162	129
	18	78	56	98	73	118	92	162	130	209	172
	24	94	69	118	92	144	114	198	164	255	215
	28	105	78	132	104	161	129	222	185	287	245
	32	114	88	145	116	178	145	246	207	319	274
	36	125	96	160	128	194	160	270	229	351	305
	42	141	110	180	145	221	184	306	262	399	348
	48	157	124	201	164	246	206	343	295	447	392
24" o.c.	12	96	64	118	84	140	104	190	146	244	194
	18	118	84	148	110	178	138	244	196	314	258
	24	142	104	178	138	216	172	298	246	384	324
	28	158	118	198	156	242	194	334	278	432	368
	32	172	132	218	174	268	218	370	312	480	412
	36	188	144	240	192	292	240	406	344	528	458
	42	212	166	270	218	332	276	460	394	600	524
	48	236	186	302	246	370	310	516	444	672	590
RAFTER OR TRUSS SPACING	ROOF SPAN (feet)	EXPOSURE C									
		Ultimate Design Wind Speed, V_{ULT} (mph)									
		110		115		120		130		140	
		Roof Pitch		Roof Pitch		Roof Pitch		Roof Pitch		Roof Pitch	
		<5:12	≥5:12	<5:12	≥5:12	<5:12	≥5:12	<5:12	≥5:12	<5:12	≥5:12
12" o.c.	12	95	73	110	86	126	100	161	130	198	163

	18	121	97	141	115	163	135	208	175	257	219
	24	148	122	173	145	200	169	256	220	317	275
	28	166	138	195	164	225	192	289	250	358	313
	32	184	155	216	184	249	215	321	280	398	351
	36	202	171	237	204	274	238	353	310	438	389
	42	229	196	269	233	312	273	402	356	499	446
	48	256	221	302	263	349	307	450	401	560	503
16" o.c.	12	126	97	146	114	168	133	214	173	263	217
	18	161	129	188	153	217	180	277	233	342	291
	24	197	162	230	193	266	225	340	293	422	366
	28	221	184	259	218	299	255	384	333	476	416
	32	245	206	287	245	331	286	427	372	529	467
	36	269	227	315	271	364	317	469	412	583	517
	42	305	261	358	310	415	363	535	473	664	593
	48	340	294	402	350	464	408	599	533	745	669
24" o.c.	12	190	146	220	172	252	200	322	260	396	326
	18	242	194	282	230	326	270	416	350	514	438
	24	296	244	346	290	400	338	512	440	634	550
	28	332	276	390	328	450	384	578	500	716	626
	32	368	310	432	368	498	430	642	560	796	702
	36	404	342	474	408	548	476	706	620	876	778
	42	458	392	538	466	624	546	804	712	998	892
	48	512	442	604	526	698	614	900	802	1120	1006

For SI: 1 inch = 25.4 mm, 1 foot = 304.8 mm, 1 mph = 0.447 m/s, 1 pound = 0.454 kg.

- The uplift connection forces are based on a maximum 33-foot mean roof height and Wind Exposure Category B or C. For Exposure D, the uplift connection force shall be selected from the Exposure C portion of the table using the next highest tabulated ultimate design wind speed. The Adjustment Coefficients in Table R301.2(3) shall not be used to multiply the above forces for Exposures C and D or for other mean roof heights.
- The uplift connection forces include an allowance for roof and ceiling assembly dead load of 15 psf.
- The tabulated uplift connection forces are limited to a maximum roof overhang of 24 inches.
- The tabulated uplift connection forces shall be permitted to be multiplied by 0.75 for connections not located within 8 feet of building corners.
- For buildings with hip roofs with 5:12 and greater pitch, the tabulated uplift connection forces shall be permitted to be multiplied by 0.70. This reduction shall not be combined with any other reduction in tabulated forces.
- For wall-to-wall and wall-to-foundation connections, the uplift connection force shall be permitted to be reduced by 60 plf for each full wall above.
- Linear interpolation between tabulated roof spans and wind speeds shall be permitted.
- The tabulated forces for a 12" on-center spacing shall be permitted to be used to determine the uplift load in pounds per linear foot.

Committee Reason: This change provides the basis for calculating the appropriate wind load in accordance with ASCE 7-10. The modification deletes the proposed revised table and restores the original table in order to allow to bring back as a corrected table.

Assembly Action: **None**

RB397-13

Committee Action: **Approved as Submitted**

Committee Reason: Approval was based upon the proponent's published reason.

Assembly Action: **None**

RB398-13

Committee Action: Disapproved

Committee Reason: Based upon the proponent's request for disapproval.

Assembly Action: None

RB399-13

Committee Action: Disapproved

Committee Reason: The committee feels the language is redundant to Section R802.11.1.2. The proponent needs to rework and ring back.

Assembly Action: None

RB400-13

Committee Action: Approved as Submitted

Committee Reason: Approval was based upon the proponent's published reason.

Assembly Action: None

RB401-13

Committee Action: Approved as Submitted

Committee Reason: Approval was based upon the proponent's published reason.

Assembly Action: None

RB402-13

Committee Action: Disapproved

Committee Reason: This change would eliminate some venting configurations, such as gable end vents that have proved reliable for years. Also, there are some situations where eave vents cannot be installed. The committee likes the proposed reorganization and the proponent should rework and bring back.

Assembly Action: None

RB403-13 Withdrawn by Proponent

RB404-13

Committee Action: Approved as Submitted

Committee Reason: Approval was based upon the proponent's published reason.

Assembly Action: None

RB405-13

Committee Action:

Approved as Modified

Modify the proposal as follows:

(Portions of table not shown remain unchanged)

- a. Contributes to but does not supersede the requirements in Section N1102.
- b. Alternatively, sufficient ~~rigid board or sheet~~ continuous insulation shall be installed directly above the structural roof sheathing to maintain the monthly average temperature of the underside of the structural roof sheathing above 45 degrees F (7 degrees C). For calculation purposes, an interior air temperature of 68 degrees F (20 degrees C) is assumed and the exterior air temperature is assumed to be the monthly average outside air temperature of the three coldest months.

Committee Reason: This change adds design flexibility and correlates with the language in the IBC. The modification uses the term "continuous insulation" which is consistent with the committee's previous action on RB357-13.

Assembly Action:

None

RB406-13

Committee Action:

Disapproved

Committee Reason: The committee feels the 30 square feet criteria should be retained and prefers RB407-13.

Assembly Action:

None

RB407-13

Committee Action:

Approved as Submitted

Committee Reason: Approval was based upon the proponent's published reason.

Assembly Action:

None

RB408-13

Committee Action:

Approved as Submitted

Committee Reason: Approval was based upon the proponent's published reason.

Assembly Action:

None

RB409-13

Committee Action:

Disapproved

Committee Reason: The committee feels this is redundant since Section R905.1 already requires the manufacturers installation instructions.

Assembly Action:

None

RB410-13

Committee Action:

Disapproved

Committee Reason: The committee feels that roofing contractors and manufacturers are responsible for the compatibility of materials and therefore this section should remain in the code. Also, this section gives the building official a pointer to address this issue.

Assembly Action:

None

RB411-13

Committee Action: Disapproved

Committee Reason: Based upon the proponents request for disapproval and the committee's action on RB435-13.

Assembly Action: None

RB412-13

Committee Action: Approved as Submitted

Committee Reason: Approval was based upon the proponent's published reason. This removes redundant language.

Assembly Action: None

RB413-13

Committee Action: Disapproved

Committee Reason: The committee feels the new language does not improve the code. The term "specifically waived" is too narrow and will not leave room for interpretation.

Assembly Action: None

RB414-13

Committee Action: Disapproved

Committee Reason: Based upon the proponents request for disapproval and the committee's action on RB435-13.

Assembly Action: None

RB415-13

Committee Action: Disapproved

Committee Reason: Based upon the proponents request for disapproval and the committee's action on RB435-13.

Assembly Action: None

RB416-13

Committee Action: Disapproved

Committee Reason: Based upon the proponents request for disapproval and the committee's action on RB435-13.

Assembly Action: None

RB417-13

Committee Action: Approved as Submitted

Committee Reason: This change removes a product standard that has been withdrawn by ASTM.

Assembly Action: None

RB418-13

Committee Action: **Approved as Submitted**

Committee Reason: Approval was based upon the proponent's published reason. Consistent with the committee's previous action.

Assembly Action: **None**

RB419-13

Committee Action: **Disapproved**

Committee Reason: Proponent's request and consistent with committee's action on RB418-13.

Assembly Action: **None**

RB420-13

Committee Action: **Disapproved**

Committee Reason: There was no technical justification given for only testing the adhesive strips. The test also test the rigidity of the shingle. Also, the fasteners are part of the system test but not the controlling variable.

Assembly Action: **None**

RB421-13

Committee Action: **Disapproved**

Committee Reason: The committee agrees this issue is a problem but the proposing language is too narrow and may present other problems. The proponent should work with industry and bring back a public comment.

Assembly Action: **None**

RB422-13

Committee Action: **Approved as Submitted**

Committee Reason: Approval was based upon the proponent's published reason.

Assembly Action: **None**

RB423-13

Committee Action: **Disapproved**

Committee Reason: The committee feels the manufacturers are producing shingles for high wind that are adequate with four nails. The proponent should bring back a public comment to address where manufacturers instruction do not specify for nails in high wind.

Assembly Action: **None**

RB424-13

Committee Action: **Disapproved**

Committee Reason: Proponent's request and the committee's previous action on RB423-13.

Assembly Action: **None**

RB425-13

Committee Action:

Approved as Modified

Modify the proposal as follows:

R905.2.7.1 Ice barrier. In areas where there has been a history of ice forming along the eaves causing a backup of water as designated in Table R301.2(1), an ice barrier that consists of a least two layers of underlayment cemented together or of a self-adhering polymer modified bitumen sheet, shall be used in lieu of normal underlayment and extend from the lowest edges of all roof surfaces to a point at least 24 inches (610 mm) inside the exterior wall line of the building. Roofs with slope equal to or greater than 8 units vertical in 12 units horizontal, the ice barrier shall be applied not less than 36 inches (914 mm) measured along the roof slope from the eave edge of the building.

Exceptions:

1. Detached *accessory structures* that contain no *conditioned floor area*.
2. ~~Roofs with slope equal to or greater than 8 units vertical in 12 units horizontal, the ice barrier shall be applied not less than 36 inches (914 mm) measured along the roof slope from the eave edge of the building.~~

Committee Reason: Approval was based upon the proponent's published reason. The modification adds clarity by moving the exception into the body of the text.

Assembly Action:

None

RB426-13

Committee Action:

Disapproved

Committee Reason: The method described is contrary to building science. The method should be shingle fashion which would require the lap to be over not under.

Assembly Action:

None

RB427-13

Committee Action:

Disapproved

Committee Reason: Based upon the proponents request for disapproval and the committee's action on RB435-13.

Assembly Action:

None

RB428-13

Committee Action:

Disapproved

Committee Reason: Based upon the proponents request for disapproval and the committee's action on RB435-13.

Assembly Action:

None

RB429-13

Committee Action:

Approved as Submitted

Committee Reason: Provides for the use of cap staples for underlayment attachment. This provides an alternative which will provide equivalent protection.

Assembly Action:

None

RB430-13

Committee Action:

Approved as Submitted

Committee Reason: Provides for the use of plastic or metal caps for underlayment attachment based on previous action on RB429-13.

Assembly Action:

None

RB431-13

Withdrawn by Proponent

RB432-13

Committee Action:

Disapproved

Committee Reason: Based upon the proponents request for disapproval and the committee's action on RB435-13.

Assembly Action:

None

RB433-13

Committee Action:

Disapproved

Committee Reason: Based upon the proponents request for disapproval and the committee's action on RB435-13.

Assembly Action:

None

RB434-13

Committee Action:

Disapproved

Committee Reason: Based upon the proponents request for disapproval and the committee's action on RB435-13.

Assembly Action:

None

RB435-13

Committee Action:

Approved as Modified

Modify the proposal as follows:

R905.1.1 Underlayment. Underlayment for asphalt shingles, clay and concrete tile, metal roof shingles, mineral-surfaced roll roofing, slate and slate-type shingles, wood shingles, wood shakes, and metal roof panels shall be in accordance with this section conform to the applicable standards listed in this chapter. Underlayment materials required to comply with ASTM D 226, D 1970, D 4869 and D 6757 shall bear a label indicating compliance to the standard designation and, if applicable, type classification indicated in. Underlayment types shall be in accordance with Table R905.1.1(1). Underlayment shall be applied in accordance with Table R905.1.1(2). Underlayment shall be attached in accordance with Table R905.1.1(3).

Exceptions:

1. As an alternative, self-adhering polymer modified bitumen underlayment complying with ASTM D 1970 installed in accordance with both the underlayment manufacturer's and roof covering manufacturer's installation instructions for the deck material, roof ventilation configuration and climate exposure for the roof covering to be installed, shall be permitted.
2. As an alternative, a minimum 4-inch wide strip of self-adhering polymer modified bitumen membrane complying with ASTM D 1970 installed in accordance with the manufacturer's installation instructions for the deck material shall be applied over all joints in the roof decking. An approved underlayment for the applicable roof covering for maximum ultimate design wind speeds V_{ult} less than 420 140 mph shall be applied over the entire roof over the 4-inch wide membrane strips.

**TABLE R905.1.1(1)
UNDERLAYMENT TYPES**

Roof Covering	Section	Maximum Ultimate Design Wind Speed, $V_{ult} < 120$ <u>140</u> mph	Maximum Ultimate Design Wind Speed, $V_{ult} \geq 120$ <u>140</u> mph
Asphalt shingles	R905.2	ASTM D 226 Type I or II ASTM D 4869 Type I, II, III or IV ASTM D 6757	ASTM D 226 Type II ASTM D 4869 Type IV ASTM D 6757
Metal roof shingles	R905.4	ASTM D 226 Type I or Type II ASTM D 4869 Type I or Type II, III or IV	ASTM D 226 Type II ASTM D 4869 Type IV
Mineral-surfaced roll roofing	R905.5	ASTM D 226 Type I or II ASTM D 4869 Type I or Type II, III or IV	ASTM D 226 Type II ASTM D 4869 Type IV
Slate and slate-type shingles	R905.6	ASTM D 226 Type I or II ASTM D 4869 Type I or Type II, III or IV	ASTM D 226 Type II ASTM D 4869 Type IV
Wood shingles	R905.7	ASTM D 226 Type I or II ASTM D 4869 Type I or Type II, III or IV	ASTM D 226 Type II ASTM D 4869 Type IV
Wood shakes	R905.8	ASTM D 226 Type I or II ASTM D 4869 Type I or Type II, III or IV	ASTM D 226 Type II ASTM D 4869 Type IV

(Portions of table not shown remain unchanged)

**TABLE R905.1.1(2)
UNDERLAYMENT APPLICATION**

Roof Covering	Section	Maximum Ultimate Design Wind Speed, $V_{ult} < 120$ <u>140</u> mph	Maximum Ultimate Design Wind Speed, $V_{ult} \geq 120$ <u>140</u> mph
Asphalt shingles	R905.2	<p>For roof slopes from two units vertical in 12 units horizontal (2:12), up to four units vertical in 12 units horizontal (4:12), underlayment shall be two layers applied in the following manner. Apply a 19-inch (483 mm) strip of underlayment felt parallel to and starting at the eaves, Starting at the eave, apply 36-inch-wide (914 mm) sheets of underlayment, overlapping successive sheets 19 inches (483 mm). Distortions in the underlayment shall not interfere with the ability of the shingles to seal.</p> <p>For roof slopes of four units vertical in 12 units horizontal (4:12) or greater, underlayment shall be one layer applied in the following manner. Underlayment shall be applied shingle fashion, parallel to and starting from the eave and lapped 2 inches (51 mm), Distortions in the underlayment shall not interfere with the ability of the shingles to seal. End laps shall be 4 inches and shall be offset by 6 feet (1829 mm).</p>	Same as <u>Maximum Ultimate Design Wind Speeds, $V_{ult} < 120$ <u>140</u> mph</u> except all laps shall be a minimum of 4 inches.
Clay and concrete tile	R905.3	For roof slopes from two and one-half units vertical in 12 units horizontal (2 1/2:12), up to four units vertical in 12 units horizontal (4:12), underlayment shall be a minimum of two layers underlayment applied as follows. Starting at the eave, apply a 19-inch (483 mm) strip of underlayment shall be applied parallel with the eave. Starting at the eave, apply a 36-inch-wide (914 mm) strips of underlayment felt shall be applied, overlapping	Same as <u>Maximum Ultimate Design Wind Speeds, $V_{ult} < 120$ <u>140</u> mph</u> except all laps shall be a minimum of 4 inches.

		<p>successive sheets 19 inches (483 mm).</p> <p>For roof slopes of four units vertical in 12 units horizontal (4:12) or greater, underlayment shall be a minimum of one layer of underlayment felt applied shingle fashion, parallel to and starting from the eaves and lapped 2 inches (51 mm). End laps shall be 4 inches and shall be offset by 6 feet (1829 mm).</p>	
--	--	--	--

(Portions of table not shown remain unchanged)

**TABLE R905.1.1(3)
UNDERLAYMENT ATTACHMENT**

Roof Covering	Section	Maximum Ultimate Design Wind Speed, $V_{ult} < 120$ 140 mph	110 mph < Design Wind Speed < 120 mph	Maximum Ultimate Design Wind Speed, $V_{ult} \geq 120$ 140 mph
Asphalt shingles	R905.2	Fastened sufficiently to hold in place	Corrosion-resistant fasteners in accordance with the manufacturer's installation instruction. Apply fasteners along laps not farther apart than 36 inches (914 mm) on center.	The underlayment shall be attached with corrosion-resistant fasteners in a grid pattern of 12 inches (305 mm) between side laps with a 6-inch (152 mm) spacing at the side laps. Underlayment shall be attached using metal or plastic cap nails with a head diameter of not less than 1 inch (25.4 mm) with a thickness of at least 32-gauge sheet metal. The cap-nail shank shall be a minimum of 12 gauge (0.105 inches) with a length to penetrate through the roof sheathing or a minimum of 3/4 inch (19 mm) into the roof sheathing.
Clay and concrete tile	R905.3			
Metal roof shingles	R905.4	Manufacturer's installation instructions.	Corrosion-resistant fasteners in accordance with the manufacturer's installation instruction. Apply fasteners along laps not farther apart than 36 inches (914 mm) on center.	The underlayment shall be attached with corrosion-resistant fasteners in a grid pattern of 12 inches (305 mm) between side laps with a 6-inch (152 mm) spacing at the side laps. Underlayment shall be attached using metal or plastic cap nails with a head diameter of not less than 1 inch (25.4 mm) with a thickness of at least 32-gauge sheet metal. The cap-nail shank shall be a minimum of 12 gauge (0.105 inches) with a length to penetrate through the roof sheathing or a minimum of 3/4 inch (19 mm) into the roof sheathing.
Mineral-surfaced roll roofing	R905.5			
Slate and slate-type shingles	R905.6			
Wood shingles	R905.7			
Wood shakes	R905.8			
Metal panels	R905.10			

Committee Reason: This is a good reorganization and brings the underlayment requirements together into tables, that makes it easier to read and enforce. The modification brings in changes from other proposals and correlates the wind speeds with ASCE 7-10. The modification also requires the underlayment to bear a label. The proponent should bring back a public comment to correct this.

Assembly Action:

None

RB436-13

Committee Action: Disapproved

Committee Reason: Continuous flashing is not a problem when installed properly. The committee feels this change is not needed.

Assembly Action: None

RB437-13

Committee Action: Disapproved

Committee Reason: Based on the committee's previous action on RB436-13.

Assembly Action: None

RB438-13

Committee Action: Disapproved

Committee Reason: Based on the committee's previous action on RB426-13.

Assembly Action: None

RB439-13

Committee Action: Approved as Submitted

Committee Reason: Approval was based upon the proponent's published reason.

Assembly Action: None

RB440-13

Committee Action: Disapproved

Committee Reason: The committee feels this needs to remain in the code. The drip edge does a good job of breaking the capillary action. The drip edge is not a problem for new construction.

Assembly Action: None

RB441-13

Committee Action: Disapproved

Committee Reason: Based upon the proponent's request for disapproval.

Assembly Action: None

RB442-13

Committee Action: Approved as Submitted

Committee Reason: Approval was based upon the proponent's published reason.

Assembly Action: None

RB443-13

For staff analysis of the content of ASTM D7425-11 relative to CP#28, Section 3.6, please visit: <http://www.iccsafe.org/cs/codes/Documents/2012-2014Cycle/Proposed-B/00-CompleteGroupB-MonographUpdates.pdf>

Committee Action: **Approved as Modified**

Modify the proposal as follows:

R905.14.2 Material standards. Spray-applied polyurethane foam insulation shall comply with ASTM C 1029, Type III or IV or ASTM D7425.

(Portions of proposal not shown remain unchanged)

Committee Reason: This change adds a new product standard to the code. The modification retains the proposed deleted standard to allow for the transition to the new standard.

Assembly Action: **None**

RB444-13

PART I – IRC Building

Committee Action: **Disapproved**

Committee Reason: The term fire classification has a different meaning in other parts of the code. The use of the word “jurisdictions” has a different meaning than “areas”.

Assembly Action: **None**

PART II – IRC Mechanical

Committee Action: **Disapproved**

Committee Reason: Disapproval was requested by the proponent because the definitions were addressed in other proposals.

Assembly Action: **None**

RB445-13

PART I – IRC Building

Committee Action: **Approved as Submitted**

Committee Reason: This makes the terms used consistent with the IBC and industry practice.

Assembly Action: **None**

PART II – IRC Mechanical

Committee Action: **Disapproved**

Committee Reason: Disapproval was requested by the proponent because the definitions were addressed in other proposals.

Assembly Action: **None**

RB446-13

Committee Action: **Disapproved**

Committee Reason: The committee feels the PV requirement should be in an appendix and this proposal does not fix all the issues.

Assembly Action: **Approved as Modified**

Modify the proposal as follows:

R905.16.2 Deck slope. Photovoltaic shingles shall be used only on roof slopes of ~~three~~ two units vertical in 12 units horizontal (3-2:12) or greater.

(Portions of proposal not shown remain unchanged)

RB447-13

Committee Action: **Approved as Submitted**

Committee Reason: Approval was based upon the proponent's published reason.

Assembly Action: **None**

RB448-13

PART I – IRC Building

Committee Action: **Disapproved**

Committee Reason: Based upon the committee's action on RM98-13, Part II.

Assembly Action: **None**

PART II – IRC Mechanical

Committee Action: **Disapproved**

Committee Reason: Disapproval is based upon the action on other proposals that deleted this subject from Chapter 23. The text should not reference the IFC.

Assembly Action: **None**

RB449-13

Committee Action: **Approved as Submitted**

Committee Reason: Approval was based upon the proponent's published reason. Consistent with the IBC Structural committee's action on S50-12.

Assembly Action: **None**

RB450-13

For staff analysis of the content of ASTM C1313/C1313M-12 relative to CP#28, Section 3.6, please visit: <http://www.iccsafe.org/cs/codes/Documents/2012-2014Cycle/Proposed-B/00-CompleteGroupB-MonographUpdates.pdf>

Committee Action: **Disapproved**

Committee Reason: The committee feels this application is for commercial buildings and is not needed in the IRC. The proponent will rework and bring it back.

Assembly Action: **None**

R451-13

Committee Action: **Approved as Submitted**

Committee Reason: This change clarifies where there is no need to provide a secondary drain. This is consistent with the final action on S60-12.

Assembly Action: **None**

RB452-13

Committee Action: **Disapproved**

Committee Reason: The committee feels this is already covered in the code and this would introduce redundant language.

Assembly Action: **None**

RB453-13

Committee Action: **Approved as Submitted**

Committee Reason: Approval was based upon the proponent's published reason.

Assembly Action: **None**

RB454-13

Committee Action: **Disapproved**

Committee Reason: There is no justification presented showing a need for this. Also, requiring tear off will double the labor costs.

Assembly Action: **None**

RB455-13

For staff analysis of the content of ISO EN 15250 relative to CP#28, Section 3.6, please visit: <http://www.iccsafe.org/cs/codes/Documents/2012-2014Cycle/Proposed-B/00-CompleteGroupB-MonographUpdates.pdf>

Committee Action: **Approved as Submitted**

Committee Reason: The committee feels the European standard is appropriate for use in this application. This was approved for the IBC in the Group A action.

Assembly Action: **None**

RB456-13

Committee Action: **Disapproved**

Committee Reason: The proposal references the wrong section of the referenced standard. This should be reworked and brought back.

Assembly Action: **None**

RB457-13

For staff analysis of the content of TRVB 105 relative to CP#28, Section 3.6, please visit: <http://www.iccsafe.org/cs/codes/Documents/2012-2014Cycle/Proposed-B/00-CompleteGroupB-MonographUpdates.pdf>

Committee Action: **Disapproved**

Committee Reason: The proposed standard is 25 years old and has not been updated. The maintenance of the standard is in question. The proponent should consult with the fire service and bring this back as a public comment.

Assembly Action: **None**

RB458-13

Committee Action: **Approved as Submitted**

Committee Reason: Approval was based upon the proponent's published reason.

Assembly Action: **None**

RB459-13

Committee Action: **Approved as Submitted**

Committee Reason: Approval was based upon the proponent's published reason.

Assembly Action: **None**

RB460-13

Committee Action: **Disapproved**

Committee Reason: The proposed referenced section is for masonry chimneys and is not appropriate for factory built chimneys. This could have the effect of violating the listing.

Assembly Action: **None**

RB461-13

Committee Action: **Approved as Submitted**

Committee Reason: Approval was based upon the proponent's published reason.

Assembly Action: **None**

RB462-13

Committee Action: **Approved as Submitted**

Committee Reason: This is a good and needed update and reorganization of the appendix. The proponent should reach out to the radon experts and resolve the technical issues and bring back a public comment.

Assembly Action: **None**

RB463-13

Committee Action: **Disapproved**

Committee Reason: Based upon the committee's previous action on RB465-13.

Assembly Action: **None**

RB464-13

Number Not Used

RB465-13

Committee Action:

Approved as Submitted

Committee Reason: This change is appropriate and provides a pointer to the ISPSC. The proponent should work with the opponents to resolve the questions about the pool deck interface and bring back a public comment.

Assembly Action:

None

RB466-13

The code change is contained in the [Updates to the 2013 Proposed Changes](#) posted on the ICC website. Please go to <http://www.iccsafe.org/cs/codes/Documents/2012-2014Cycle/Proposed-B/00-CompleteGroupB-MonographUpdates.pdf> for more information.

Committee Action:

Approved as Submitted

Committee Reason: Approval was based upon the proponent's published reason.

Assembly Action:

None

RB467-13

Committee Action:

Approved as Submitted

Committee Reason: Approval was based upon the proponent's published reason. The proponent should bring back a public comment to address the committee's concern about the largest standard window size.

Assembly Action:

None

RB468-13

Committee Action:

Disapproved

Committee Reason: Based upon the committee's previous action on RB467-13.

Assembly Action:

None

RB469-13

Committee Action:

Approved as Submitted

Committee Reason: Approval was based upon the proponent's published reason.

Assembly Action:

None

RB470-13

Committee Action:

Approved as Submitted

Committee Reason: Approval was based upon the proponent's published reason.

Assembly Action:

None

RB471-13

Committee Action:

Approved as Modified

Modify the proposal as follows:

AR101.1 Scope. This appendix shall govern the use of light straw-clay as a non-bearing building material and wall infill system in Seismic Design Categories A and B.

AR103.2.2 Bracing. Wind and seismic bracing shall be in accordance with Section R602.10 and shall use Method LIB. ~~The required length of bracing shall comply with Section R602.10.3, with the additional requirements that Table 602.10.3(3) shall be applicable to all buildings in Seismic Design Category C, and that the minimum total length of bracing in Table R602.10.3(3) shall be increased by 90%. In lieu of these prescriptive requirements, wind and seismic bracing shall be in accordance with an *approved design by a registered design professional*. Walls with light straw-clay infill shall not be sheathed with solid sheathing.~~

Committee Reason: Approval was based upon the proponent's published reason. The modification limits the scope to seismic design categories A and B. There is not enough data to justify use in high seismic areas.

Assembly Action:

None

RB472-13

For staff analysis of the content of ASTM F1760, F1901, F2158 and F2855; AWWA C900 and C905; NSF 358-1 and UL 1821 relative to CP#28, Section 3.6, please visit: <http://www.iccsafe.org/cs/codes/Documents/2012-2014Cycle/Proposed-B/00-CompleteGroupB-MonographUpdates.pdf>

Committee Action:

Approved as Submitted

Committee Reason: This proposal provides a needed clear reference for uses of plastic pipe that includes applicable standards.

Assembly Action:

None

RB473-13

Committee Action:

Approved as Submitted

Committee Reason: Approval was based upon the proponent's published reason.

Assembly Action:

None

RB474-13

Withdrawn by Proponent

RB475-13

The code change is contained in the Updates to the 2013 Proposed Changes posted on the ICC website. Please go to <http://www.iccsafe.org/cs/codes/Documents/2012-2014Cycle/Proposed-B/00-CompleteGroupB-MonographUpdates.pdf> for more information.

Committee Action:

Approved as Modified

Modify the proposal as follows:

R703.10.2 Lap siding. Fiber-cement lap siding having a maximum width of 12 inches (305 mm) shall comply with the requirements of ASTM C 1186, Type A, minimum Grade II or ISO 8336, Category A, minimum Class 2. Lap siding shall be lapped a minimum of 1¼ inches (32 mm) and lap siding not having tongue-and-groove end joints shall have the ends ~~sealed~~ protected with caulking, ~~or installed covered~~ with an H-section joint cover, ~~or located over a strip of flashing, or otherwise~~ shall be designed to comply with Section R703.1. Lap siding courses ~~may~~ shall be installed with the fastener heads exposed or concealed, according to Table R703.4 or *approved* manufacturer's installation instructions.

Committee Reason: Brings a new standard for fiber-cement lap siding into the code. The modification brings the text into alignment with the action of FS171-12 from Group A.

Assembly Action:

None

RB476-13

The code change is contained in the [Updates to the 2013 Proposed Changes](#) posted on the ICC website. Please go to <http://www.iccsafe.org/cs/codes/Documents/2012-2014Cycle/Proposed-B/00-CompleteGroupB-MonographUpdates.pdf> for more information.

Committee Action: **Approved as Submitted**

Committee Reason: The committee approved this code change proposal because it adds clarity by including direct references to standards that ensure proper application of the code.

Assembly Action: **None**

RB477-13

The code change is contained in the [Updates to the 2013 Proposed Changes](#) posted on the ICC website. Please go to <http://www.iccsafe.org/cs/codes/Documents/2012-2014Cycle/Proposed-B/00-CompleteGroupB-MonographUpdates.pdf> for more information.

Committee Action: **Approved as Submitted**

Committee Reason: The committee approved this code change proposal because they felt that the proposed introduction of two referenced standards in this section clarifies the code.

Assembly Action: **None**

RB478-13

The code change is contained in the [Updates to the 2013 Proposed Changes](#) posted on the ICC website. Please go to <http://www.iccsafe.org/cs/codes/Documents/2012-2014Cycle/Proposed-B/00-CompleteGroupB-MonographUpdates.pdf> for more information.

Committee Action: **Approved as Submitted**

Committee Reason: This change adds cold-formed steel framing as an option for support of masonry veneer.

Assembly Action: **None**

RB479-13

The code change is contained in the [Updates to the 2013 Proposed Changes](#) posted on the ICC website. Please go to <http://www.iccsafe.org/cs/codes/Documents/2012-2014Cycle/Proposed-B/00-CompleteGroupB-MonographUpdates.pdf> for more information.

Committee Action: **Approved as Modified**

Modify the proposal as follows:

R1001.4.1.1 Cold-formed steel framing. When cold-formed steel framing is used, the location where the ½-inch bolts are used to attach the straps to the framing shall be reinforced with a minimum of a 3"x3"x0.229" steel plate on top of strap that is screwed to the framing with a minimum of 40-#8 7-#6 screws for each bolt.

R1003.4.1.1 Cold-formed steel framing. When cold-formed steel framing is used, the location where the ½-inch bolts are used to attach the straps to the framing shall be reinforced with a minimum of a 3"x3"x0.229" steel plate on top of strap that is screwed to the framing with a minimum of 40-#8 7-#6 screws for each bolt.

Committee Reason: This change provides for cold-formed steel framing to support masonry chimneys. The modification corrects an error in the required connection.

Assembly Action: **None**

2013 PROPOSED CHANGES TO THE INTERNATIONAL MECHANICAL/PLUMBING CODE

INTERNATIONAL MECHANICAL/PLUMBING CODE COMMITTEE

Shawn Strausbaugh - Chair

Construction Plans Examiner
Arlington County-Inspection Services
Division
Arlington, VA

Miriam McGiver, PE – Vice Chair

Senior Building Construction Engineer
New York State Dept. of State Codes
Division
Albany, NY

John W. Ainslie

Rep: National Association of Home
Builders
President
Ainslie Group
Virginia Beach, VA

David D. Blackwell

Rep: National Association of Home
Builders
Mount Laurel, NJ

Carl Chretien

Rep: National Association of Home
Builders
President
Chretien Construction Inc.
Saco, ME

Ernie Filippone

Chief Plumbing/Mechanical Inspector
City of Irving
Irving, TX

Ronald E. Holmes

Rep: American Society of Plumbing
Engineers
Mid America Marketing
Birmingham, AL

W. Travis Lindsey, MCP

Sr. Plans Examiner – Resident
City of Scottsdale
Mesa, AZ

Clarence L. Milligan, MCP

Assistant Township Manager
Upper Providence Township
Oaks, PA

Agustin Mujica

Rep: National Association of Home
Builders
Co-Owner & Vice President of
Operations
Levitt Homes Corporation
San Juan, Puerto Rico

Staff Secretariat:

Fred Grable, PE

Staff Engineer - Plumbing
International Code Council
Country Club Hills, IL

Gregg Gress

Technical Staff
International Code Council
Chicago District Office
Country Club Hills, IL

**INTERNATIONAL RESIDENTIAL CODE
REPORT OF THE COMMITTEE ACTION HEARING
RESULTS**

RM1-13

Withdrawn by Proponent

RM2-13

Committee Action:

Approved as Submitted

Committee Reason: Approval was based upon the proponent's published reason.

Assembly Action:

None

RM3-13

Committee Action:

Approved as Submitted

Committee Reason: Approval was based upon the proponent's published reason. No additional cost is involved to simply locate the lamp where impact is unlikely.

Assembly Action:

None

RM4-13

Committee Action:

Approved as Submitted

Committee Reason: Same reason as RM3-13

Assembly Action:

None

RM5-13

Committee Action:

Approved as Submitted

Committee Reason: Approval was based upon the proponent's published reason.

Assembly Action:

None

RM6-13

Committee Action:

Approved as Submitted

Committee Reason: Approval was based upon the proponent's published reason.

Assembly Action:

None

RM7-13

Committee Action: **Approved as Submitted**

Committee Reason: Approval was based upon the proponent's published reason.

Assembly Action: **None**

RM8-13

Committee Action: **Approved as Submitted**

Committee Reason: Approval was based upon the proponent's published reason. The proposal will provide protection for refrigeration piping in walls.

Assembly Action: **None**

RM9-13

Committee Action: **Disapproved**

Committee Reason: The text should be better defined with some calculations. The concept should be adapted for regional differences. The proposal should be reworked in a public comment.

Assembly Action: **None**

RM10-13

Committee Action: **Disapproved**

Committee Reason: The proposed text is unenforceable. The text refers to maintenance of ground contact which is ongoing. Specific materials were not stated for the backfill.

Assembly Action: **None**

RM11-13

Committee Action: **Approved as Submitted**

Committee Reason: Approval was based upon the proponent's published reason. The arbitrary sizing requirements should be deleted.

Assembly Action: **None**

RM12-13

Committee Action: **Approved as Submitted**

Committee Reason: Same reason as RM11-13

Assembly Action: **None**

RM13-13

Committee Action: **Approved as Submitted**

Committee Reason: Approval is consistent with the action on RM11-13.

Assembly Action: **None**

RM14-13

Committee Action: **Approved as Submitted**

Committee Reason: Approval was based upon the proponent's published reason.

Assembly Action: **None**

RM15-13

Committee Action: **Approved as Submitted**

Committee Reason: Approval was based upon the proponent's published reason.

Assembly Action: **None**

RM16-13

Committee Action: **Approved as Submitted**

Committee Reason: Approval was based upon the proponent's published reason.

Assembly Action: **None**

RM17-13

Committee Action: **Disapproved**

Committee Reason: The proposal requires an extra level of protection and increases construction costs. The IMC rejected this proposal as redundant protection. It requires a backup to the backup.

Assembly Action: **None**

RM18-13

Committee Action: **Disapproved**

Committee Reason: Inadequate justification was offered for the proposal. The proposal will increase the cost of construction. Custom pans need to have seams to be practical.

Assembly Action: **None**

RM19-13

Committee Action: **Approved as Submitted**

Committee Reason: Approval was based upon the proponent's published reason.

Assembly Action: **None**

RM20-13

Committee Action: **Approved as Submitted**

Committee Reason: Approval was based upon the proponent's published reason.

Assembly Action: **None**

RM21-13

Committee Action: **Disapproved**

Committee Reason: The proposal will increase the cost of construction and goes beyond the minimum code threshold. It is not costly to cut and repair the drain pipe. Cleanouts should be optional. Such drains can be cleaned from the terminal outlet end.

Assembly Action: **None**

RM22-13

Committee Action: **Disapproved**

Committee Reason: The proposal could cause a heating system to shut off in freezing weather resulting in freeze damage to piping.

Assembly Action: **None**

RM23-13

Committee Action: **Approved as Modified**

Modify the proposal as follows:

M1411.6 Location and protection of refrigerant piping. Refrigerant piping installed within 11/2 3 inches of the underside of roof decks shall be protected from damage caused by nails and other fasteners.

Committee Reason: Approval was based upon the proponent's published reason. The modification is consistent with the distance required by the text in proposal RM8-13. One and one half inches works for walls and should work for roof decks as well.

Assembly Action: **None**

RM24-13

Committee Action: **Disapproved**

Committee Reason: Refrigerants are EPA regulated controlled substances and the current protection is justified.

Assembly Action: **None**

RM25-13

Committee Action: **Approved as Submitted**

Committee Reason: Approval was based upon the proponent's published reason and the action on RM11-13.

Assembly Action: **None**

RM26-13

Committee Action: **Approved as Submitted**

Committee Reason: Approval was based upon the proponent's published reason.

Assembly Action: **None**

RM27-13

Committee Action: **Disapproved**

Committee Reason: The proposed text is difficult to comprehend. Calculations should have been submitted to illustrate. The intent to state that outdoor air can be delivered to other than the kitchen is not clear.

Assembly Action: **None**

RM28-13

Committee Action: **Disapproved**

Committee Reason: Dryer fires are common and this is an important issue. The text needs to remain in the mechanical portion of the code so as not to be overlooked.

Assembly Action: **None**

RM29-13

Committee Action: **Approved as Submitted**

Committee Reason: Approval was based upon the proponents' published reasons.

Assembly Action: **None**

RM30-13

Committee Action: **Approved as Submitted**

Committee Reason: Approval was based upon the proponent's published reason.

Assembly Action: **None**

RM31-13

Committee Action: **Disapproved**

Committee Reason: Disapproval is based upon the preference for RM34 which allows a gravity damper. The proposed definitions are vague.

Assembly Action: **None**

RM32-13

Committee Action: **Disapproved**

Committee Reason: The proposed text has no exception for houses that are not tightly constructed. Calculations should be based on only the exhaust rate that is over 400 cfm, not for the exhaust rate up to and including 400 cfm.

Assembly Action: **None**

RM33-13

Committee Action: **Disapproved**

Committee Reason: The proposed increase to 600 cfm will increase the possibility of depressurization that could result in CO poisoning. The proposed text requires makeup air for the entire exhaust rate, as opposed to just the amount that is in excess of 400.

Assembly Action: **None**

RM34-13

Committee Action: **Approved as Submitted**

Committee Reason: Approval was based upon the proponent's published reason. Running the exhaust fan at less than full speed will allow the gravity damper to open partially, thereby limiting the entry of outdoor air.

Assembly Action: **None**

RM35-13

Committee Action: **Disapproved**

Committee Reason: Motorized dampers should not be the only option. The term "naturally" implies infiltration which is inappropriate. One remedy can't cover all conditions.

Assembly Action: **None**

RM36-13

Committee Action: **Disapproved**

Committee Reason: The table is confusing as it appears that smooth-wall ducts are not allowed to be longer than flex ducts. Verification of flow rates will be difficult for code officials.

Assembly Action: **None**

RM37-13

PART I – IRC – Mechanical

Committee Action: **Approved as Submitted**

Committee Reason: The proposed text is consistent with the IMC.

Assembly Action: **None**

PART II – IRC – Building

Committee Action:

Approved as Submitted

Committee Reason: Approval was based upon the proponent's published reason. The proposed text provides design flexibility for exhaust outlet locations.

Assembly Action:

None

RM38-13

Committee Action:

Disapproved

Committee Reason: Approval of RM37 Parts I and II makes this proposal unnecessary.

Assembly Action:

None

RM39-13

Committee Action:

Approved as Modified

Modify the proposal as follows:

M1506.3 Exhaust fans. The discharge from two or more exhaust fans shall not be combined in a common duct.

Committee Reason: Approval was based upon the proponent's published reason. The modification clarifies that a central fan with multiple inlets is allowed. The intended prohibition is the connecting together of the discharge side of 2 or more fans. As modified, the proposal will not increase the number of roof penetrations.

Assembly Action:

None

RM40-13

Committee Action:

Disapproved

Committee Reason: The code official cannot easily identify the sound ratings of fans from the HVI directory. The proposal could require more costly fans and this is not appropriate for a minimum code.

Assembly Action:

None

RM41-13

Committee Action:

Approved as Submitted

Committee Reason: Approval was based upon the proponent's published reason.

Assembly Action:

None

RM42-13

Committee Action:

Disapproved

Committee Reason: The proposal will increase the cost of construction. Twenty-four hours is not the proper time interval.

Assembly Action:

None

RM43-13

Committee Action: **Disapproved**

Committee Reason: The "average" ventilation rate is more restrictive than the current text.

Assembly Action: **None**

RM44-13

Committee Action: **Disapproved**

Committee Reason: Same reason as RM32-13.

Assembly Action: **None**

RM45-13

Committee Action: **Disapproved**

Committee Reason: The proposal eliminates the use of plastic ducts, registers and grills.

Assembly Action: **None**

RM46-13

Committee Action: **Approved as Modified**

Modify the proposal as follows:

M1601.1.1 Above-ground duct systems. Above-ground *duct systems* shall conform to the following:

1. *Equipment* connected to *duct systems* shall be designed to limit discharge air temperature to a maximum of 250°F (121°C).
2. Factory made ducts shall be listed and labeled in accordance with UL 181 and installed in accordance with the manufacturer's instructions.
3. Fibrous glass duct construction shall conform to the SMACNA *Fibrous Glass Duct Construction Standards* or NAIMA *Fibrous Glass Duct Construction Standards*.
4. ~~Factory-made~~, Field-fabricated and shop-fabricated metal and flexible duct constructions shall conform to the SMACNA HVAC Duct Construction Standard, Metal and Flexible. The minimum thicknesses of metal duct material used in field -fabricated and shop-fabricated duct constructions shall be as listed in Table M1601.1.1(2). Galvanized steel shall conform to ASTM A 653.
5. The use of gypsum products to construct return air ducts or plenums is permitted, provided that the air temperature does not exceed 125°F (52°C) and exposed surfaces are not subject to condensation.
6. *Duct systems* shall be constructed of materials having a flame spread index not greater than 200.
7. Stud wall cavities and the spaces between solid floor joists to be used as air plenums shall comply with the following conditions:
 - 7.1. These cavities or spaces shall not be used as a plenum for supply air.
 - 7.2. These cavities or spaces shall not be part of required fire-resistance-rated assembly.
 - 7.3. Stud wall cavities shall not convey air from more than one floor level.
 - 7.4. Stud wall cavities and joist-space plenum shall be isolated from adjacent concealed spaces by tight-fitting fire blocking in accordance with Section R602.8.
 - 7.5. Stud wall cavities in the outside walls of building envelope assemblies shall not be utilized as air plenums.

Committee Reason: Approval was based upon the proponent's published reason. The modification addresses the fact that factory-made ducts are already covered in item # 2 and they are not required to be in accordance with the SMACNA standard.

Assembly Action: **None**

RM47-13

Committee Action: **Approved as Submitted**

Committee Reason: Approval was based upon the proponent's published reason and the action taken on RM48-13.

Assembly Action: **None**

RM48-13

Committee Action: **Approved as Submitted**

Committee Reason: Approval was based upon the proponent's published reason.

Assembly Action: **None**

RM49-13

Withdrawn by Proponent

RM50-13

Committee Action: **Disapproved**

Committee Reason: This subject should be addressed in the energy code.

Assembly Action: **None**

RM51-13

Committee Action: **Approved as Submitted**

Committee Reason: Approval was based upon the proponent's published reason.

Assembly Action: **None**

RM52-13

Committee Action: **Approved as Submitted**

Committee Reason: Sealants and tapes should be listed. The proposal provides specific guidance on what can be used for specific duct materials.

Assembly Action: **None**

RM53-13

Committee Action: **Disapproved**

Committee Reason: The proposal increases the cost of construction and provides insufficient benefit for the added cost. Duct leakage within the thermal envelope is not a problem.

Assembly Action: **None**

RM54-13

Committee Action:

Disapproved

Committee Reason: The opening size depends on the size of the ducts, not some arbitrary dimension such as 42 inches. Proper fittings should be used.

Assembly Action:

None

RM55-13

Committee Action:

Approved as Submitted

Committee Reason: Approval was based upon the proponent's published reason.

Assembly Action:

None

RM56-13

Committee Action:

Disapproved

Committee Reason: Multiple attempts to modify the proposal indicate that it needs to be reworked in a public comment.

Assembly Action:

None

RM57-13

Committee Action:

Approved as Modified

Modify the proposal as follows:

M1602.1 Outdoor air openings. Outdoor intake openings shall be located in accordance with Section R303.4.1. Opening protection shall be in accordance with Section R303.5

M1602.2. Return air openings. Return air openings for heating, ventilation and air conditioning systems shall comply with all of the following:

1. Openings shall not be located less than 10 feet measured in any direction from an open combustion chamber or draft hood of another appliance located in the same room or space.
2. The amount of return air taken from any room or space shall be not greater than the flow rate of supply air delivered to such room or space.
3. Return and transfer openings shall be sized in accordance with the appliance or equipment manufacturers' installation instructions, Manual D or the design of the *registered design professional*.
4. Return air shall not be taken from a closet, bathroom, toilet room, kitchen, garage, mechanical room, boiler room, furnace room or unconditioned attic.

Exceptions:

1. Taking return air from a kitchen is not prohibited where such return air openings serve the kitchen only, and are located not less than 10 feet from the cooking appliances.
2. Dedicated forced air systems serving only the garage shall not be prohibited from obtaining return air from the garage.
5. Taking return air from an unconditioned a crawl space shall not be accomplished through a direct connection to the return side of a forced air furnace. Transfer openings in the crawl space enclosure shall not be prohibited.
6. Return air from one dwelling unit shall not be discharged into another dwelling unit.

Committee Reason: The proposal is consistent with the IMC. The modification corrects an omission on the part of the proponent.

Assembly Action:

None

RM58-13

Committee Action:

Disapproved

Committee Reason: The proposed text:

1. Increases the cost of construction.
2. Is too confusing.
3. Is above minimum code.
4. Is Florida specific.
5. Will be difficult to inspect.

Assembly Action:

None

RM59-13

Committee Action:

Disapproved

Committee Reason: This text is not needed because it is covered in section G2427.6.

Assembly Action:

None

RM60-13

Withdrawn by Proponent

RM61-13

Committee Action:

Approved as Submitted

Committee Reason: Approval was based upon the proponent's published reason.

Assembly Action:

None

RM62-13

Committee Action:

Approved as Submitted

Committee Reason: Approval was based upon the proponent's published reason.

Assembly Action:

None

RM63-13

Committee Action:

Approved as Submitted

Committee Reason: Approval was based upon the proponent's published reason. The proposed text is consistent with CSD-1 and UL standards.

Assembly Action:

None

RM64-13

Committee Action:

Approved as Submitted

Committee Reason: Approval was based upon the proponent's published reason.

Assembly Action:

None

RM65-13

Committee Action:

Approved as Submitted

Committee Reason: Approval was based upon the proponent's published reason.

Assembly Action:

None

RM66-13

Committee Action:

Approved as Modified

Modify the proposal as follows:

**TABLE M2105.4
GROUND-SOURCE LOOP PIPE**

MATERIAL	STANDARD
Chlorinated polyvinyl chloride (CPVC)	ASTM D2846; ASTM F441; ASTM F442; CSA B137.6
Cross-linked polyethylene (PEX)	ASTM F876; ASTM F877 CSA B137.5
Polyethylene/aluminum/polyethylene (PE-AL-PE) pressure pipe	ASTM F1282; CSA B137.9; AWWA C903
High Density Polyethylene (HDPE)	ASTM D2737; ASTM D3035; ASTM F714; AWWA C901; CSA B137.1; CSA C448; NSF 358-1
Polypropylene (PP-R)	ASTM F2389; CSA B137.11
Polyvinyl chloride (PVC)	ASTM D1785; ASTM D2241; CSA 137.3
Raised temperature polyethylene (PE-RT)	ASTM F2623; <u>F2769</u>

**TABLE M2105.5
GROUND-SOURCE LOOP PIPE FITTINGS**

PIPE MATERIAL	STANDARD
Chlorinated polyvinyl chloride (CPVC)	ASTM D2846; ASTM F437; ASTM F438; ASTM F439; ASTM F1970 CSA B137.6
Cross-linked polyethylene (PEX)	ASTM F 877; ASTM F1807; ASTM F1960; ASTM F2080; ASTM F2159; ASTM F2434; CSA B137.5
Polyethylene/aluminum/polyethylene (PE-AL-PE)	ASTM F2434; ASTM F1282, CSA B137.9
High Density Polyethylene (HDPE)	ASTM D2683; ASTM D3261; ASTM F1055; CSA B137.1; CSA C448, NSF 358-1
Polypropylene (PP-R)	ASTM F2389; CSA B137.11
Polyvinyl chloride (PVC)	ASTM D2464; ASTM D2466; ASTM D2467; ASTM F1970 CSA B137.3
Raised temperature polyethylene (PE-RT)	ASTM D3261; ASTM F1807; ASTM F2159; <u>F2769</u> ; B137.1

(Portions of code change proposal not shown remain unchanged)

Committee Reason: Approval was based upon the proponent's published reason. The modification added the same standard that was added in RP111-13.

Assembly Action:

None

RM67-13

Committee Action:

Approved as Submitted

Committee Reason: Approval was based upon the proponent's published reason. The proposal picks up NSF standards that were not included in RM66-13.

Assembly Action:

None

RM68-13

Committee Action:

Approved as Modified

Modify the proposal as follows:

**TABLE M2101.9
HANGAR SPACING INTERVALS**

PIPING MATERIAL	MAXIMUM HORIZONTAL SPACING (feet)	MAXIMUM VERTICAL SPACING (feet)
PE-RT ≤ 1"	2.67	<u>10</u>
PE-RT ≥ 1¼"	4	<u>10</u>

(Portions of table not shown remain unchanged)

Committee Reason: Approval was based upon the proponent's published reason. The modification makes the table consistent with the IMC.

Assembly Action:

None

RM69-13

Committee Action:

Approved as Submitted

Committee Reason: Approval was based upon the proponent's published reason.

Assembly Action:

None

RM70-13

Committee Action:

Approved as Submitted

Committee Reason: Approval was based upon the proponent's published reason.

Assembly Action:

None

RM71-13

Committee Action:

Approved as Submitted

Committee Reason: Approval was based upon the proponent's published reason.

Assembly Action:

None

RM72-13

Committee Action:

Approved as Submitted

Committee Reason: The proposal will improve joint quality.

Assembly Action:

None

RM73-13

Committee Action:

Approved as Submitted

Committee Reason: Approval was based upon the proponent's published reason.

Assembly Action:

None

RM74-13

Committee Action: **Approved as Submitted**

Committee Reason: Approval was based upon the proponent's published reason.

Assembly Action: **None**

RM75-13

Committee Action: **Approved as Submitted**

Committee Reason: Approval was based upon the proponent's published reason.

Assembly Action: **None**

RM76-13

The code change is contained in the [Updates to the 2013 Proposed Changes](#) posted on the ICC website. Please go to <http://www.iccsafe.org/cs/codes/Documents/2012-2014Cycle/Proposed-B/00-CompleteGroupB-MonographUpdates.pdf> for more information.

Committee Action: **Approved as Submitted**

Committee Reason: Approval was based upon the proponent's published reason and is consistent with the action on similar proposals on the same subject.

Assembly Action: **None**

RM77-13

Committee Action: **Disapproved**

Committee Reason: The proposed text is in the wrong location in the code. SRCC 300 is not appropriate for Solar voltaic systems.

Assembly Action: **None**

RM78-13

Committee Action: **Disapproved**

Committee Reason: The proposed text is in the wrong location in the code.

Assembly Action: **None**

RM79-13

Committee Action: **Approved as Submitted**

Committee Reason: Approval was based upon the proponent's published reason.

Assembly Action: **None**

RM80-13

Committee Action: **Disapproved**

Committee Reason: The proposed text does not belong in the mechanical section of the code. Ground mounted systems should not be considered as structures. The wrong UL standard is referenced.

Assembly Action: **None**

RM81-13

Committee Action: **Disapproved**

Committee Reason: The IBC should not be referenced for design purposes other than for seismic.

Assembly Action: **None**

RM82-13

Committee Action: **Approved as Submitted**

Committee Reason: Approval was based upon the proponent's published reason.

Assembly Action: **None**

RM83-13

Committee Action: **Disapproved**

Committee Reason: The text should not reference the IBC. The IRC is a stand-alone code. Any needed text should be brought into the IRC.

Assembly Action: **None**

RM84-13

Committee Action: **Approved as Submitted**

Committee Reason: Approval was based upon the proponent's published reason.

Assembly Action: **None**

RM85-13

Committee Action: **Approved as Submitted**

Committee Reason: Approval was based upon the proponent's published reason.

Assembly Action: **None**

RM86-13

Committee Action: **Approved as Submitted**

Committee Reason: Approval was based upon the proponent's published reason.

Assembly Action: **None**

RM87-13

Committee Action: **Disapproved**

Committee Reason: The proposed text belongs in the plumbing chapters. Related subject text should be pulled together and placed in the proper location.

Assembly Action: **None**

RM88-13

Committee Action: **Approved as Submitted**

Committee Reason: Approval was based upon the proponent's published reason.

Assembly Action: **None**

RM89-13

Committee Action: **Approved as Submitted**

Committee Reason: Approval was based upon the proponent's published reason.

Assembly Action: **None**

RM90-13

Committee Action: **Approved as Submitted**

Committee Reason: Approval was based upon the proponent's published reason.

Assembly Action: **None**

RM91-13

Committee Action: **Approved as Submitted**

Committee Reason: Approval was based upon the proponent's published reason.

Assembly Action: **None**

RM92-13

Committee Action: **Disapproved**

Committee Reason: The code should refer to the manufacturer's instructions for dust-producing materials. "Dust-producing" is not defined.

Assembly Action: **None**

RM93-13

Committee Action: **Disapproved**

Committee Reason: The subject of backflow protection does not belong in this part of the code.

Assembly Action: **None**

RM94-13

Committee Action:

Disapproved

Committee Reason: The proposed text is overkill for residential buildings and is more commercial property related. The text would prohibit PV installations on homes.

Assembly Action:

None

RM95-13

Committee Action:

Disapproved

Modify the proposal as follows:

M2302.2 Requirements. The installation, inspection, maintenance, repair and replacement of photovoltaic systems and all system components shall comply with the manufacturer's instructions, Sections M2302.21 through M2302.2.7 and NFPA 70.

M2302.2.1 Roof-mounted panels and modules. Where photovoltaic panels and modules are installed on roofs, the roof shall be constructed to support the loads imposed by such modules. Roof-mounted photovoltaic panels and modules that serve as roof covering shall conform to the requirements for roof coverings in Chapter 9. Where mounted on or above the roof coverings, the photovoltaic panels and modules and supporting structure shall be constructed of noncombustible materials or fire-retardant treated wood equivalent to that required for the roof construction.

~~**Exception:** Detached, nonhabitable structures including, but not limited to, parking shade structures, carports, solar trellises and similar structures shall not be subject to the requirements of this section.~~

M2302.2.2 Access and pathways. Roof access, pathways, and spacing requirements shall be provided in accordance with Sections M2302.2.2.1 through M2302.2.2.5.

Exceptions:

1. Detached garages and accessory structures to one-and two-family dwellings and townhouses such as parking shade structures, carports, solar trellises, and similar structures.
2. Roof access, pathways and spacing requirements need not be provided where an alternative ventilation method approved by the code official has been provided or where the code official has determined that vertical ventilation techniques will not be employed.

M2302.2.2.1 Roof access points. Roof access points shall be located in areas that do not require the placement of ground ladders over openings such as windows or doors, and located at strong points of building construction in locations where the access point does not conflict with overhead obstructions such as tree limbs, wires, or signs.

M2302.2.2.2 Solar photovoltaic systems. Solar photovoltaic systems for shall comply with Sections M2302.2.2.2.1 through M2302.2.2.2.5.

M2302.2.2.2.1 Size of solar photovoltaic array. Each photovoltaic array shall be limited to 150 feet (45 720 mm) by 150 feet (45 720 mm). Multiple arrays shall be separated by a clear access pathway not less than 3 feet in width.

M2302.2.2.2.2 Hip roof layouts. Panels and modules installed on dwellings with hip roof layouts shall be located in a manner that provides a clear access pathway not less than 3 feet in width from the eave to the ridge on each roof slope where panels and modules are located. The access pathway shall be located at a structurally strong location on the building capable of supporting the live load of fire fighters accessing the roof.

Exception: These requirements shall not apply to roofs with slopes of two units vertical in 12 units horizontal (2:12) and less.

M2302.2.2.2.3 Single ridge roofs. Panels and modules installed on dwellings with a single ridge shall be located in a manner that provides two, 3-foot-wide (914 mm) access pathways from the eave to the ridge on each roof slope where panels or modules are located.

Exception: This requirement shall not apply to roofs with slopes of two units vertical in 12 units horizontal (2:12) and less.

M2302.2.2.2.4 Roofs with hips and valleys. Panels and modules installed on dwellings with roof hips or valleys shall be located not closer than 18 inches (457 mm) to a hip or valley where panels or modules are to be placed on both sides of a hip or valley. Where panels are to be located on one side only of a hip or valley that is of equal length, the 18 inch clearance does not apply.

Exception: These requirements shall not apply to roofs with slopes of two units vertical in 12 units horizontal (2:12) and less.

M2302.2.2.2.5 Allowance for smoke ventilation operations. Panels and modules installed on dwellings shall be located not less than 3 feet (914 mm) below the roof ridge to allow for fire department smoke ventilation operations.

Exception: Where an alternative ventilation method approved by the code official has been provided or where the code official has determined that vertical ventilation techniques will not be employed, clearance from the roof ridge is not required.

M2302.2.3 Roof and wall penetrations. Roof and wall penetrations shall be flashed and sealed in accordance with Chapter 9 to prevent entry of water, rodents, and insects.

M2302.2.4 Ground-mounted panels and modules. Ground-mounted panels and modules shall be installed in accordance with Sections M2302.2.2 through M2302.2.3 and the manufacturer's instructions.

M2302.2.5 Photovoltaic panels and modules. Photovoltaic panels and modules shall be listed and labeled in accordance with UL 1703.

M2302.2.6 Inverters. Inverters shall be listed and labeled in accordance with UL 1741. Systems connected to the utility grid shall use inverters listed for utility interaction.

Committee Reason: Same reason as for RM94-13

Assembly Action: **Approved as Modified**

RM96-13

PART I – IFC

Committee Action: **Approved as Submitted**

Committee reason: The committee agreed with the proponent that the code change further clarifies the applicability of the provisions as being to only Group R-3 one- and two-family dwellings buildings constructed under the IBC as established by the approval of code change F72-13.

Assembly Action: **None**

PART II – IRC – Mechanical

Committee Action: **Disapproved**

Committee Reason: This text should be in the IFC. This text is commercial property related. A cost versus benefit analysis is needed.

Assembly Action: **None**

RM97-13

PART I – IRC – Mechanical

Committee Action: **Disapproved**

Committee Reason: The proponent asked for disapproval because the definitions were addressed in other proposals.

Assembly Action: **None**

PART II – IRC – Building

Committee Action: **Approved as Modified**

Replace the proposal as follows:

R324.3.1.1 Roof live load. Roof structures that provide support for photovoltaic panel systems shall be designed for applicable roof live load. The design of roof structures need not include roof live load in the areas covered by photovoltaic panel systems. Portions of roof structures not covered by photovoltaic panels shall be designed for roof live load. Roof structures that provide support for photovoltaic panel systems shall be designed for live load L_R for the load case when the photovoltaic panel system is not present.

Committee Reason: Approval was based upon the proponent's published reason and the modification. The modification clarifies how to design the PV system for roof live load and correlates with previous action on RM98-13, Part II.

Assembly Action: **None**

RM98-13

The code change is contained in the [Updates to the 2013 Proposed Changes](#) posted on the ICC website. Please go to <http://www.iccsafe.org/cs/codes/Documents/2012-2014Cycle/Proposed-B/00-CompleteGroupB-MonographUpdates.pdf> for more information.

PART I – IRC – Mechanical

Committee Action: **Approved as Submitted**

Committee Reason: Approval was based upon the proponent's published reason. PV is not mechanical and does not belong in Chapter 23.

Assembly Action: **None**

PART II – IRC – Building

Committee Action: **Approved as Modified**

Modify the proposal as follows:

R908.1 General. The installation of photovoltaic panel systems that are mounted on or above the roof covering shall comply with the provisions of this code, ~~the International Fire Code and NFPA 70.~~
R908.1.2 Structural requirements. Rooftop mounted photovoltaic panel systems shall be designed to structurally support the system and withstand applicable gravity loads in accordance with Chapter 3. The roof upon which these systems are installed shall be designed and constructed to support the loads imposed by such systems in accordance with Chapter 8.

(Portions of proposal not shown remain unchanged)

Committee Reason: Approval was based upon the proponent's published reason and the modification. The modification deleted reference to the IFC and added the requirement that the PV system must be design for the gravity loads and the roof support system must be designed to support the PV system loads.

Assembly Action: **None**

RM99-13

The code change is contained in the [Updates to the 2013 Proposed Changes](#) posted on the ICC website. Please go to <http://www.iccsafe.org/cs/codes/Documents/2012-2014Cycle/Proposed-B/00-CompleteGroupB-MonographUpdates.pdf> for more information.

Committee Action: **Approved as Modified**

Modify the proposal as follows:

M1411.3 Refrigeration line sets. ~~Line sets connecting to cooling coils shall comply with ASTM BXXX-13. Fittings for line sets shall comply with ASME B16.22, ASME B16.26, or UL 207 and shall be rated for refrigeration tubing. The joints and connections for line sets shall be brazed, flared, or a type that is listed and labeled for refrigeration tubing. Brazing material shall have a melting point exceeding 1,000°F (538°C).~~
Committee Reason: Approval was based upon the proponent's published reason. The modification deletes the reference to a standard that is not available yet.

Assembly Action: **None**

RM100-13

The code change is contained in the [Updates to the 2013 Proposed Changes](#) posted on the ICC website. Please go to <http://www.iccsafe.org/cs/codes/Documents/2012-2014Cycle/Proposed-B/00-CompleteGroupB-MonographUpdates.pdf> for more information.

Committee Action:

Approved as Submitted

Committee Reason: Approval was based upon the proponent's published reason.

Assembly Action:

None

RM101-13

The code change is contained in the [Updates to the 2013 Proposed Changes](#) posted on the ICC website. Please go to <http://www.iccsafe.org/cs/codes/Documents/2012-2014Cycle/Proposed-B/00-CompleteGroupB-MonographUpdates.pdf> for more information.

Committee Action:

Approved as Submitted

Committee Reason: s Approval was based upon the proponent's published reason.

Assembly Action:

None

**INTERNATIONAL RESIDENTIAL CODE
REPORT OF THE COMMITTEE ACTION HEARING
RESULTS**

RP1-13

Committee Action: **Disapproved**

Committee Reason: The required internal examination would increase the cost of construction that is not justified.

Assembly Action: **None**

RP2-13

Committee Action: **Disapproved**

Committee Reason: The term "minor" is not defined and is used too many times in the proposal. The committee believes that the phrase "shall be permitted" is mandatory language that is acceptable for the code.

Assembly Action: **None**

RP3-13

Committee Action: **Disapproved**

Committee Reason: The proposal would increase cost because of additional labor needed to do the test. There is not adequate cost justification for this increase in cost.

Assembly Action: **None**

RP4-13

Committee Action: **Approved as Submitted**

Committee Reason: This method of testing is a safer, more logical way to perform the testing.

Assembly Action: **None**

RP5-13

Committee Action: **Disapproved**

Committee Reason: The test would require the pump to be installed at the time of testing of the sewer and that is not always possible. Testing in accordance with RP5 is preferred

Assembly Action: **None**

RP6-13

Committee Action:

Disapproved

Committee Reason: This proposal is not necessary as acronyms are used in other parts of the code.

Assembly Action:

None

RP7-13

The following is errata that was not posted to the ICC website.

~~P2503.5.1 Rough-in test plumbing. DWV The rough-in piping for the drain, waste and vent systems shall be tested on completion of the rough piping installation by in accordance with Section P2503.5.1.1 or P2503.5.1.2 . Plastic piping shall not be tested using air or gas, water or for piping systems other than plastic, by air with no evidence of leakage. Either test shall be applied to the drainage system in its entirety or in sections after rough piping has been installed, as follows:~~

- ~~1. Water test. Each section shall be filled with water to a point not less than 10 feet (3048 mm) above the highest fitting connection in that section, or the highest point in the completed system. Water shall be held in the section under test for a period of 15 minutes. The system shall prove leak free by visual inspection.~~
- ~~2. Air test. The portion under test shall be maintained at a gauge pressure of 5 pounds per square inch (psi) (34 kPa) or 10 inches of mercury column (34 kPa). This pressure shall be held without introduction of additional air for a period of 15 minutes.~~

Committee Action:

Disapproved

Committee Reason: The language in the proposal is more confusing than the existing text. The proposal prohibits a commonly used test and there is no technical justification for this.

Assembly Action:

None

RP8-13

Committee Action:

Approved as Submitted

Committee Reason: This is a good, common sense change because it is hard for inspectors to see the water level in a 10 foot tall standpipe.

Assembly Action:

None

RP9-13

Committee Action:

Disapproved

Committee Reason: The proposal is too lengthy. Plumbers know what they are doing and don't need a handbook to instruct them on how to do testing.

Assembly Action:

None

RP10-13

Committee Action:

Disapproved

Committee Reason: The proposal is too lengthy. The language is better off being left alone because it will be consistent with the IPC.

Assembly Action:

None

RP11-13

Committee Action: **Approved as Submitted**

Committee Reason: The committee agreed with the proponent's reason statement.

Assembly Action: **None**

RP12-13

For staff analysis of the content of ANSI/NGWA-01-07 relative to CP#28, Section 3.6, please visit: <http://www.iccsafe.org/cs/codes/Documents/2012-2014Cycle/Proposed-B/00-CompleteGroupB-MonographUpdates.pdf>

Committee Action: **Approved as Submitted**

Committee Reason: This proposal fills in the gap where state or local law might not exist for private wells.

Assembly Action: **None**

RP13-13

Committee Action: **Disapproved**

Committee Reason: This proposed language would create more problems than it is trying to solve. In slab on grade construction where framing is installed after the piping installed, the plumber would have no control on the location of the framing with respect to the piping.

Assembly Action: **None**

RP14-13

Committee Action: **Approved as Submitted**

Committee Reason: The reduction in the dimension would give the plumber more leeway in locating piping. Reducing the dimension by ¼ inch isn't going to hurt anything.

Assembly Action: **None**

RP15-13

Committee Action: **Disapproved**

Committee Reason: Proposal RP16 is preferred because it clarifies that plastic piping is not included in the piping to be protected.

Assembly Action: **None**

RP16-13

Committee Action: **Approved as Submitted**

Committee Reason: The proposed language is much more clear than the existing and allows thinner sheathing material which has been used without any problems for years.

Assembly Action: **None**

RP17-13

Committee Action: **Approved as Submitted**

Committee Reason: The proposal makes clear what is meant by a common trench.

Assembly Action: **None**

RP18-13

Committee Action: **Approved as Submitted**

Committee Reason: The proposed language is in line with engineering practices and is sufficiently clear so that the plumber doesn't have to go look at a commentary publication to understand what is meant.

Assembly Action: **None**

RP19-13

Committee Action: **Approved as Submitted**

Committee Reason: The code currently lacks support information for larger sizes of PEX pipe so this information is needed in the code.

Assembly Action: **None**

RP20-13

Committee Action: **Approved as Submitted**

Committee Reason: "Brass" pipe is actually covered by the "copper or copper alloy" entry in the table so the brass pipe entry is not needed.

Assembly Action: **None**

RP21-13

Committee Action: **Approved as Submitted**

Committee Reason: The committee agreed with the proponent's reason statement.

Assembly Action: **None**

RP22-13

Committee Action: **Disapproved**

Committee Reason: The standard ACI 318 covers this subject sufficiently. This language is too restrictive as it would require an engineer to become involved. Perhaps some prescriptive methods could be provided to an engineer would not have to become involved.

Assembly Action: **None**

RP23-13

Committee Action: **Approved as Submitted**

Committee Reason: The proposed language provides needed clarity on how large an opening is needed when peening over flashing into the vent termination.

Assembly Action: **None**

RP24-13

Committee Action: **Approved as Submitted**

Committee Reason: Pipe nipples are not labeled and there is no need for them to be identified with the manufacturer's information.

Assembly Action: **None**

RP25-13

Committee Action: **Approved as Submitted**

Committee Reason: This exception will help the manufacturers comply with the code requirement in the main paragraph.

Assembly Action: **None**

RP26-13

Committee Action: **Disapproved**

Committee Reason: The existing language already includes fittings for plastic pipe. This change singles out one type of material.

Assembly Action: **None**

RP27-13

Committee Action: **Approved as Submitted**

Committee Reason: Most small parts are not required to be listed anyhow.

Assembly Action: **None**

RP28-13

Committee Action: **Approved as Submitted**

Committee Reason: The committee agreed with the proponent's reason statement.

Assembly Action: **None**

RP29-13

The code change is contained in the [Updates to the 2013 Proposed Changes](#) posted on the ICC website. Please go to <http://www.iccsafe.org/cs/codes/Documents/2012-2014Cycle/Proposed-B/00-CompleteGroupB-MonographUpdates.pdf> for more information.

Committee Action: **Approved as Submitted**

Committee Reason: Correction of the terminology for a food waste disposal is needed.

Assembly Action: **None**

RP30-13

Committee Action: **Approved as Submitted**

Committee Reason: The committee agreed with the proponent's reason statement.

Assembly Action: **None**

RP31-13

Committee Action: **Disapproved**

Committee Reason: The proposal language is much more confusing than the existing language and doesn't simplify the code.

Assembly Action: **Approved as Submitted**

RP32-13

Committee Action: **Approved as Submitted**

Committee Reason: A definition of waste receptor is needed and the revised language makes the IRC consistent with the IPC.

Assembly Action: **None**

RP33-13

Committee Action: **Approved as Submitted**

Committee Reason: The committee agreed with the proponent's reason statement.

Assembly Action: **None**

RP34-13

Committee Action: **Approved as Submitted**

Committee Reason: Changing "brass" to copper alloy is consistent with other proposals doing the same that have been approved.

Assembly Action: **None**

RP35-13

Committee Action: **Disapproved**

Committee Reason: The language of RP32 is preferred over this proposal.

Assembly Action: **None**

RP36-13

Committee Action: **Approved as Submitted**

Committee Reason: The committee agreed with the proponent's reason statement.

Assembly Action: **None**

RP37-13

Committee Action: **Disapproved**

Committee Reason: The required marking of this proposal is not going to solve the problem after initial installation when the showerhead is replaced.

Assembly Action: **None**

RP38-13

Committee Action: **Disapproved**

Committee Reason: Hot mopping is still a viable alternative and should not be removed from the code.

Assembly Action: **None**

RP39-13

Committee Action: **Approved as Submitted**

Committee Reason: The proposal appropriately clarifies what areas of the shower of tub compartments that are required to be in accordance with R307.2

Assembly Action: **None**

RP40-13

For staff analysis of the content of A112.19.14 relative to CP#28, Section 3.6, please visit:
<http://www.iccsafe.org/cs/codes/Documents/2012-2014Cycle/Proposed-B/00-CompleteGroupB-MonographUpdates.pdf>

Committee Action: **Approved as Submitted**

Committee Reason: The committee agreed with the proponent's reason statement.

Assembly Action: **None**

RP41-13

Committee Action: **Disapproved**

Committee Reason: The technology of these types of water closets is not proven. This is not something that needs to be forced by the code.

Assembly Action: **None**

RP42-13

Committee Action: **Approved as Submitted**

Committee Reason: The committee agreed with the proponent's reason statement. This is appropriate for residential construction.

Assembly Action: **None**

RP43-13

Committee Action: **Approved as Submitted**

Committee Reason: The proposal adds a needed standard to the code.

Assembly Action: **None**

RP44-13

Committee Action: **Disapproved**

Committee Reason: The ¾ inch inside diameter will not match up to the sink tailpiece fitting connection.

Assembly Action: **None**

RP45-13

Committee Action: **Approved as Submitted**

Committee Reason: These standards needed because ASSE discontinued the ASSE 1007 standard.

Assembly Action: **None**

RP46-13

Committee Action: **Approved as Submitted**

Committee Reason: This language is easier to understand and it clarifies how tub only faucets need to be installed.

Assembly Action: **None**

RP47-13

Committee Action: **Disapproved**

Committee Reason: Composting toilets should only be in the IgCC, not in the IRC.

Assembly Action: **Approved as Submitted**

RP48-13

Committee Action:

Approved as Modified

Modify the proposal as follows:

P2801.1 Hot water required. Hot water shall be supplied to *plumbing fixtures* and *plumbing appliances* intended for bathing, washing or culinary purposes. Hot water shall be supplied by an ~~approved automatic water heater or other type of approved domestic water heating system.~~ Storage water heaters and hot water storage tanks shall be constructed of corrosion-resistant metal or shall be lined with corrosion-resistant material.

Committee Reason: The modification was made because it is not necessary in this section to specify how the hot water is to be generated. The overall proposal was approved because the language doesn't require a water heater for each dwelling unit thus allowing a duplex to have a single water heater.

Assembly Action:

None

RP49-13

Committee Action:

Approved as Submitted

Committee Reason: This requirement needs to be stated in the code to back up what water heater manufacturers already provide for tank type water heaters.

Assembly Action:

None

RP50-13

Committee Action:

Approved as Submitted

Committee Reason: The standard no longer exists and needs to be removed from the code.

Assembly Action:

None

RP51-13

Committee Action:

Approved as Modified

Modify the proposal as follows:

P2801.5 Required pan. Where a storage tank-type water heater or hot water storage tank is installed in a location where water leakage from the tank will cause damage, the tank shall be installed in a pan constructed of one of the following:

1. galvanized steel ~~or aluminum of not less than 0.0236 inch (0.6010 mm) 24 gage or a lesser gage number,~~
2. ~~aluminum not less than 0.030 inch (0.8 mm) in thickness,~~
3. 2. plastic not less than 0.036 inch (0.9 mm) in thickness
4. 3. other approved materials.

A plastic pan shall not be installed beneath a gas-fired water ~~water~~ heater.

Committee Reason: The modification allows for more options for drain pans. The overall reason for approving the proposal is agreement with the proponent's reason statement.

Assembly Action:

None

RP52-13

Committee Action: **Disapproved**

Committee Reason: There is not any evidence that bigger pans are needed as not many catastrophic water heater failures actually occur.

Assembly Action: **None**

RP53-13

Committee Action: **Approved as Submitted**

Committee Reason: This change is common sense. A drain is not required for a replacement water heater that didn't have a drain originally.

Assembly Action: **None**

RP54-13

Committee Action: **Disapproved**

Committee Reason: This proposal doesn't address small tankless water heaters. The manufacturer's instructions take precedence.

Assembly Action: **None**

RP55-13

Committee Action: **Approved as Submitted**

Committee Reason: The proposal clears up confusion about the termination of T&P discharge pipes.

Assembly Action: **None**

RP56-13

Committee Action: **Approved as Submitted**

Committee Reason: The committee agreed with the proponent's reason statement.

Assembly Action: **None**

RP57-13

Committee Action: **Approved as Submitted**

Committee Reason: This is necessary for the safety of the public when nonpotable water is being used in the building.

Assembly Action: **None**

RP58-13

Committee Action: **Approved as Submitted**

Committee Reason: Language makes it clear that approved methods include backflow preventers.

Assembly Action: **None**

RP59-13

Withdrawn by Proponent

RP60-13

Committee Action:

Disapproved

Committee Reason: The proposed language is too restrictive resulting in high costs. The original language allows more flexibility. Other sections of the code address cross connections.

Assembly Action:

None

RP61-13

Committee Action:

Approved as Submitted

Committee Reason: This proposal cleans up the language and clarifies the requirements.

Assembly Action:

None

RP62-13

Committee Action:

Approved as Modified

Modify the proposal as follows:

P2902.3.2 Atmospheric-type vacuum breakers. Atmospheric-type vacuum breakers shall conform to ASSE 1001 or CSA B64.1.1. Hose-connection vacuum breakers shall conform to ASSE 1011, ASSE 1019, ASSE 1035, ASSE 1052, CSA B64.2, CSA B64.2.1, CSA B64.2.1.1, CSA B64.2.2 or CSA B64.7. Both types of vacuum breakers shall be installed such with the outlet continuously open to the atmosphere

Committee Reason: The modification as made to correct a word that was not needed in the sentence. The committee agreed with the proponent's reason statement.

Assembly Action:

None

RP63-13

Committee Action:

Approved as Modified

Modify the proposal as follows:

P2902.3.2 Atmospheric-type vacuum breakers. ~~Pipe applied~~ Atmospheric-type vacuum breakers shall conform to ASSE 1001 or CSA B64.1.1. Hose-connection vacuum breakers shall conform to ASSE 1011, ASSE 1019, ASSE 1035, ASSE 1052, CSA B64.2, CSA B64.2.1, CSA B64.2.1.1, CSA B64.2.2 or CSA B64.7. These vacuum breakers shall operate under normal atmospheric pressure when the critical level is installed at the required height. The critical level of the atmospheric-type vacuum breaker shall be set at not less than 6 inches (152 mm) above the highest elevation of downstream piping and the flood level rim of the fixture or device.

Committee Reason: The modification provides consistency with the first sentence. The committee agreed with the proponent's reason statement.

Assembly Action:

None

RP64-13

Committee Action:

Disapproved

Committee Reason: The term "design" shouldn't be in the section. The standard for the product covers the design.

Assembly Action:

None

RP65-13

The following is errata that was not posted to the ICC website.

P2902.3.3 Backflow preventer with intermediate atmospheric vent. Backflow preventers with intermediate atmospheric vents shall conform to ASSE 1012 or CSA B64.3. These devices shall be permitted to be installed where subject to continuous pressure conditions. These devices shall be prohibited as a means of protection where any chemical additives are introduced downstream of the device. The relief opening shall discharge by air gap and shall be prevented from being submerged.

Committee Action:

Approved as Modified

Modify the proposal as follows:

P2902.3.3 Backflow preventer with intermediate atmospheric vent. Backflow preventers with intermediate atmospheric vents shall conform to ASSE 1012 or CSA B64.3. These devices shall be permitted to be installed where subject to continuous pressure conditions. These devices shall be prohibited as a means of protection where any hazardous chemical additives are introduced downstream of the device. The relief opening shall discharge by air gap and shall be prevented from being submerged.

Committee Reason: The committee made the modification so that the new sentence is connected with the concept of degree of hazard that is used in table P2902.3. The overall proposal was approved because this is a safety issue that needed cleared up.

Assembly Action:

None

RP66-13

Committee Action:

Disapproved

Committee Reason: The committee preferred RP67.

Assembly Action:

None

RP67-13

Committee Action:

Approved as Submitted

Committee Reason: The proposal provides needed clear requirements for installation of this type of backflow preventer.

Assembly Action:

None

RP68-13

Committee Action:

Disapproved

Committee Reason: The term "design" shouldn't be in the section. The standard for the product covers the design.

Assembly Action:

None

RP69-13

Committee Action:

Disapproved

Committee Reason: The term "design" shouldn't be in the section. The standard for the product covers the design.

Assembly Action:

None

RP70-13

Committee Action: **Approved as Submitted**

Committee Reason: The committee agreed with the proponent's reason statement.

Assembly Action: **None**

RP71-13

Committee Action: **Approved as Submitted**

Committee Reason: The revised table provides needed clarity on the application of backflow preventers.

Assembly Action: **None**

RP72-13

Committee Action: **Approved as Modified**

Modify the proposal as follows:

P2902.4 Protection of potable water outlets. Potable water openings and outlets shall be protected by an air gap, a reduced pressure principle backflow prevention assembly, an atmospheric-type vacuum breaker, a pressure-type vacuum breaker assembly or a hose connection backflow preventer.

Committee Reason: The modification was made to clarify pressure vacuum breaker assemblies. The overall proposal provides needed clarification for the types of backflow preventers that can be used.

Assembly Action: **None**

RP73-13

Committee Action: **Approved as Submitted**

Committee Reason: The committee agreed with the proponent's reason statement.

Assembly Action: **None**

RP74-13

Committee Action: **Approved as Modified**

Modify the proposal as follows:

P2902.4.3 Hose connection. Sillcocks, hose bibbs, wall hydrants and other openings with a hose connection shall be protected by an atmospheric-type vacuum breaker, a pressure-type vacuum breaker assembly or a permanently attached hose connection vacuum breaker.

Exceptions:

1. This section shall not apply to water heater and boiler drain valves that are provided with hose connection threads and that are intended only for tank or vessel draining.
2. This section shall not apply to water supply valves intended for connection of clothes washing machines where backflow prevention is otherwise provided or is integral with the machine.

Committee Reason: The modification was made to clarify pressure vacuum breaker assemblies. The overall proposal was approved because it provides a needed clarification about vacuum breakers.

Assembly Action: **None**

RP75-13

Committee Action:

Approved as Modified

Modify the proposal as follows:

P2902.5.1 Connections to boilers. The potable supply to the boiler shall be permitted to be equipped with a backflow preventer with an intermediate atmospheric vent complying with ASSE 1012 or CSA B64.3. Where conditioning chemicals are introduced into the system, the potable water connection to a boiler shall be protected by an *air gap* or a reduced pressure principle backflow prevention assembly complying with ASSE 1013, CSA B64.4 or AWWA C511.

Committee Reason: The modification puts backflow preventers covered by ASSE 1012 back into the code for this application. The overall proposal provides consistency that is needed.

Assembly Action:

None

RP76-13

Committee Action:

Approved as Submitted

Committee Reason: The proposed language provides clearer language for where single wall heat exchangers can be used.

Assembly Action:

None

RP77-13

Committee Action:

Approved as Submitted

Committee Reason: The proposed language provides for clear and consistent use of terminology in the code.

Assembly Action:

None

RP78-13

Committee Action:

Disapproved

Committee Reason: This proposal is much too restrictive as it requires a specific backflow device for a supplying a yard hydrant.

Assembly Action:

None

RP79-13

Committee Action:

Approved as Submitted

Committee Reason: The proposal updates the table to be aligned with newer low flow fixtures which will result in less expense for piping to some fixtures.

Assembly Action:

None

RP80-13

Withdrawn by Proponent

RP81-13

Committee Action:

Disapproved

Committee Reason: Older drainage systems might not be able to handle the lower flows allowed by this proposed table. This belongs in the IgCC.

Assembly Action:

None

RP82-13

Committee Action: **Approved as Submitted**

Committee Reason: The proposal provide needed options for areas where utility pressures are less than 40 psi.

Assembly Action: **None**

RP83-13

Committee Action: **Disapproved**

Committee Reason: This would prevent the use of other devices to prevent thermal expansion pressure increase that have been used successfully in the past.

Assembly Action: **None**

RP84-13

Committee Action: **Approved as Submitted**

Committee Reason: An appendix should not be referred to by the code.

Assembly Action: **None**

RP85-13

Committee Action: **Approved as Submitted**

Committee Reason: This proposal appropriately prevents fire sprinklers from being attached to a hot water distribution system

Assembly Action: **None**

RP86-13

Committee Action: **Disapproved**

Committee Reason: The proposal would require more hot water circulation systems to be installed in homes which would increase the cost of the home unnecessarily. This belongs in the IgCC.

Assembly Action: **None**

RP87-13

Committee Action: **Approved as Modified**

Modify the proposal as follows:

~~**P2903.8.3 Orientation.** The installation orientation of manifolds shall not be limited be permitted to be installed in a horizontal or and vertical orientations.~~

Committee Reason: The modification was made because the code should not specify any orientation in the first place.

Assembly Action: **None**

RP88-13

Committee Action:

Disapproved

Committee Reason: This proposal appears to add an additional, unnecessary valve to the system and the dimension for locating the valve is too restrictive.

Assembly Action:

None

RP89-13

Committee Action:

Disapproved

Committee Reason: The dimension for locating the valve is too restrictive.

Assembly Action:

None

RP90-13

Committee Action:

Approved as Submitted

Committee Reason: The proposal provides a needed clean up of the language.

Assembly Action:

None

RP91-13

Committee Action:

Approved as Submitted

Committee Reason: The proposal provides needed consistency with the requirements of the 2015 IPC.

Assembly Action:

None

RP92-13

For staff analysis of the content of ASME A112.4.14–2004 , ASME B16.34–2009 , ASTM A126-04(2009), ASTM F1970-05, AWWA C500-09, AWWA C504-10, AWWA C507-11, MSS SP-42-2009, MSS SP-67-2011, MSS SP-70-2011, MSS SP-71-2011, MSS SP-72-2010, MSS SP-78-2011, MSS SP-80-2008, MSS SP-100-2010 and NSF 359-2011 relative to CP#28, Section 3.6, please visit:
<http://www.iccsafe.org/cs/codes/Documents/2012-2014Cycle/Proposed-B/00-CompleteGroupB-MonographUpdates.pdf>

Committee Action:

Approved as Modified

Modify the proposal as follows:

**TABLE P2903.9.4
VALVES**

MATERIAL	STANDARD
Chlorinated polyvinyl chloride (CPVC) plastic	ASME A112.4.14, ASME A112.18.1/CSA B125.1, ASTM F 1970, CSA B125.3
Copper or copper alloy	ASME A112.4.14, ASME A112.18.1/CSA B125.1, ASME B16.34, CSA B125.3, MSS SP-67, MSS SP-80, MSS SP-110
Gray and ductile Iron	ASTM A126, AWWA C500, AWWA C504, AWWA C507, <u>MSS SP-42</u> , MSS SP-67, MSS SP-70, MSS SP-71, MSS SP-72, MSS SP-78
Cross-linked polyethylene (PEX) plastic	ASME A112.4.14, ASME A112.18.1/ <u>CSA B125.1</u> , CSA B125.3, NSF 359
Polypropylene (PP) plastic	ASME A112.4.14, ASTM F 2389,
Polyvinyl chloride (PVC) plastic	ASME A112.4.14, ASTM F 1970

Committee Reason: The modification was made to correct errors identified in testimony. The overall proposal was approved for consistency with the IPC.

Assembly Action: **None**

RP93-13

Committee Action: **Disapproved**

Committee Reason: The exception is referring to Section P2902.5.6 which doesn't exist in the code.

Assembly Action: **None**

RP94-13

Committee Action: **Disapproved**

Committee Reason: The proposed language is not clear. The existing language is clearer.

Assembly Action: **None**

RP95-13

Committee Action: **Disapproved**

Committee Reason: The IRC is a minimum code and this proposal is an enhancement which would be better suited for the IgCC and ICC 700.

Assembly Action: **None**

RP96-13

Committee Action: **Disapproved**

Committee Reason: The proposal reduces design flexibility. The cost of smaller diameter components is currently very high such that there will be an increase in the cost of construction.

Assembly Action: **None**

RP97-13

Committee Action: **Disapproved**

Committee Reason: This is a water reducing proposal that would be better suited for the IgCC. Also, same comment as for RP95. The added cost of construction could not be afforded by some customers.

Assembly Action: **None**

RP98-13

Committee Action: **Disapproved**

Committee Reason: This proposal could require multiple water heaters and recirculation piping which would unnecessarily add to the cost of construction of a home.

Assembly Action: **None**

RP99-13

Committee Action: Disapproved

Committee Reason: There are no known health problems with dead ends in standalone sprinkler systems.

Assembly Action: None

RP100-13

Committee Action: Disapproved

Committee Reason: The code should not have a different area threshold for bathrooms that NFPA 13D. There isn't any technical justification for the change.

Assembly Action: None

RP101-13

Committee Action: Approved as Modified

Modify the proposal as follows:

P2904.3 Sprinkler piping system. Sprinkler piping shall be supported in accordance with the piping manufacturer's and sprinkler manufacturer's installation instructions. Sprinkler piping shall comply with all requirements for cold water distribution piping. For multipurpose piping systems, the sprinkler piping shall connect to and be a part of the cold water distribution piping system.

Exception: For plastic piping, it shall be permissible to follow the manufacturer's installation instructions.

Committee Reason: The modification was made to allow for sprinkler piping manufacturer's instructions to be used for support details. The overall proposal was approved because the committee agreed with the proponent's reason statement.

Assembly Action: None

RP102-13

The code change is contained in the [Updates to the 2013 Proposed Changes](#) posted on the ICC website. Please go to <http://www.iccsafe.org/cs/codes/Documents/2012-2014Cycle/Proposed-B/00-CompleteGroupB-MonographUpdates.pdf> for more information.

Committee Action: Approved as Submitted

Committee Reason: The proposed change is necessary to make the code consistent with the upcoming federal mandate in January 2014.

Assembly Action: None

RP103-13

Committee Action: Approved as Submitted

Committee Reason: The committee agreed with the proponent's reason statement.

Assembly Action: None

RP104-13

Committee Action: Approved as Submitted

Committee Reason: The proposal was approved to make the IRC coordinate with the IPC.

Assembly Action: None

RP105-13

Committee Action: **Approved as Submitted**

Committee Reason: The material is no longer made in this country so there is no need to have it in the code.

Assembly Action: **None**

RP106-13

Committee Action: **Approved as Submitted**

Committee Reason: The addition of this material to the code provides for more options for the installer.

Assembly Action: **None**

RP107-13

Committee Action: **Approved as Submitted**

Committee Reason: The addition of this material to the code provides for more options for the installer.

Assembly Action: **None**

RP108-13

Committee Action: **Approved as Submitted**

Committee Reason: The change in terminology aligns the code with the industry's terminology for this material.

Assembly Action: **None**

RP109-13

Committee Action: **Approved as Submitted**

Committee Reason: The addition of this standard allows for use of copper press connect fittings for IRC buildings which provides more options for the user. The changes align the IRC with the IPC.

Assembly Action: **None**

RP110-13

Committee Action: **Approved as Submitted**

Committee Reason: This proposal makes a necessary correction in the table to eliminate reference to a standard that doesn't belong in the table.

Assembly Action: **None**

RP111-13

Committee Action: **Approved as Submitted**

Committee Reason: This proposal adds a standard to the table to provide the installer with more options.

Assembly Action: **None**

RP112-13

Committee Action: **Approved as Submitted**

Committee Reason: This proposal makes a necessary correction in the table to eliminate reference to a standard that doesn't belong in the table.

Assembly Action: **None**

RP113-13

Committee Action: **Disapproved**

Committee Reason: The proponent requested disapproval because he prefers the language of RP155.

Assembly Action: **None**

RP114-13

For staff analysis of the content of ASME A112.18.8 relative to CP#28, Section 3.6, please visit: <http://www.iccsafe.org/cs/codes/Documents/2012-2014Cycle/Proposed-B/00-CompleteGroupB-MonographUpdates.pdf>

Committee Action: **Approved as Submitted**

Committee Reason: Potable water piping can no longer be soldered, it has to be brazed based on the fact the material is used and the heat required to join piping. The proposal addresses this and provides the standard in which to use it by. It also addresses non-toxic and non-corrosive soldering.

Assembly Action: **None**

RP115-13

Committee Action: **Approved as Submitted**

Committee Reason: This proposal was approved to be in-line with prior proposals that changed "brass" to "copper alloy".

Assembly Action: **None**

RP116-13

Committee Action: **Approved as Submitted**

Committee Reason: Press-connect joints are the way plumbing installation is headed. This language provides necessary instructions for installation and instructs the user to use a certified tool.

Assembly Action: **None**

RP117-13

Withdrawn by Proponent

RP118-13

Committee Action: **Approved as Submitted**

Committee Reason: The committee agreed with the proponent's reason statement.

Assembly Action: **None**

RP119-13

Committee Action: Disapproved

Committee Reason: The subject of the proposal is already covered by Section P2609.3. The cost implications could be huge.

Assembly Action: None

RP120-13

For staff analysis of the content of NSF 50 relative to CP#28, Section 3.6, please visit:
<http://www.iccsafe.org/cs/codes/Documents/2012-2014Cycle/Proposed-B/00-CompleteGroupB-MonographUpdates.pdf>

Committee Action: Approved as Submitted

Committee Reason: The proposal provides important guidance when installing these systems. This makes the code all inclusive.

Assembly Action: None

RP121-13

Committee Action: Disapproved

Committee Reason: The table is not complete and should address higher flow rates.

Assembly Action: None

RP122-13

Committee Action: Approved as Submitted

Committee Reason: The change in terminology aligns the code with the industry's terminology for this material.

Assembly Action: None

RP123-13

Committee Action: Approved as Submitted

Committee Reason: The proposal makes a necessary clarification of the requirement.

Assembly Action: None

RP124-13

Committee Action: Approved as Submitted

Committee Reason: The proposal makes a necessary consolidation of sections and aligns the code with the industry's terminology for materials.

Assembly Action: None

RP125-13

Committee Action:

Approved as Submitted

Committee Reason: The committee agreed with the proponent's reason statement.

Assembly Action:

None

RP126-13

Committee Action:

Approved as Modified

Modify the proposal as follows:

ASTM

C1540-08 11

Specification for Heavy Duty Shielded Couplings Joining Hubless Cast-Iron Soil Pipe and Fittings

Committee Reason: The modification was made to update the standard year to the current standard year. The overall proposal was approved because it provides another option for the installer.

Assembly Action:

None

RP127-13

Committee Action:

Approved as Submitted

Committee Reason: The proposal does a good cleanup as the information is already provided in another code section.

Assembly Action:

None

RP128-13

Committee Action:

Approved as Submitted

Committee Reason: The proposal does a good cleanup as the information is already provided in another code section.

Assembly Action:

None

RP129-13

Committee Action:

Approved as Modified

Modify the proposal as follows:

P3003.9.2 Solvent cementing. Joint surfaces shall be clean and free from moisture. A purple primer that conforms to ASTM F 656 shall be applied. Solvent cement not purple in color and conforming to ASTM D2564, CSA B137.3, CSA B181.2 or CSA B182.1 shall be applied to all joint surfaces. The joint shall be made while the cement is wet and shall be in accordance with ASTM D 2855. Solvent-cement joints shall be installed above or below ground.

Exception: A primer shall not be required where ~~both~~ all of the following conditions apply:

1. The solvent cement used is third-party certified as conforming to ASTM D 2564.
2. The solvent cement is used only for joining PVC drain, waste and vent pipe and fittings in non-pressure applications in sizes up to and including 4 inch (102 mm) in diameter.

Committee Reason: The modification was made to make the language more clear. The overall proposal was approved because primer is hard to remove from surfaces that you can't have it on. Primer is isn't needed for smaller piping sizes.

Assembly Action: **None**

RP130-13

Committee Action: **Approved as Submitted**

Committee Reason: The change in terminology aligns the code with the industry's terminology for this material.

Assembly Action: **None**

RP131-13

Committee Action: **Disapproved**

Committee Reason: Existing structural conditions might not allow the use of long sweep fittings. The table is more user friendly.

Assembly Action: **None**

RP132-13

Committee Action: **Approved as Submitted**

Committee Reason: The section needs to be removed for consistency with the IPC.

Assembly Action: **None**

RP133-13

Committee Action: **Approved as Submitted**

Committee Reason: This proposal is a good cleanup of the existing language and will make the IRC consistent with the IRC.

Assembly Action: **None**

RP134-13

Committee Action: **Approved as Submitted**

Committee Reason: The change in terminology aligns the code with the industry's terminology for this material.

Assembly Action: **None**

RP135-13

Committee Action: **Approved as Submitted**

Committee Reason: The change in terminology aligns the code with the industry's terminology for this material.

Assembly Action: **None**

RP136-13

Committee Action: **Approved as Submitted**

Committee Reason: This will allow flooring to be added to an existing building floor that has a sump.

Assembly Action: **None**

RP137-13

Committee Action: **Approved as Submitted**

Committee Reason: This makes the IRC consistent with the IPC. The concept makes sense.

Assembly Action: **None**

RP138-13

For staff analysis of the content of NSF 350 relative to CP#28, Section 3.6, please visit:
<http://www.iccsafe.org/cs/codes/Documents/2012-2014Cycle/Proposed-B/00-CompleteGroupB-MonographUpdates.pdf>

Committee Action: **Approved as Submitted**

Committee Reason: The proposal provides necessary guidance for nonpotable water that is not treated.

Assembly Action: **None**

RP139-13

Committee Action: **Approved as Submitted**

Committee Reason: This section needs removal because the coloring can cause a lot of problems with finishes in the building.

Assembly Action: **None**

RP140-13

Committee Action: **Approved as Submitted**

Committee Reason: This language needs removal because this practice has become accepted for many years.

Assembly Action: **None**

RP141-13

Committee Action: **Approved as Submitted**

Committee Reason: The committee agreed with the proponent's reason statement.

Assembly Action: **None**

RP142-13

Committee Action: **Approved as Submitted**

Committee Reason: The change is necessary so the IRC is in alignment with what the IPC says.

Assembly Action: **None**

RP143-13

Committee Action: **Approved as Submitted**

Committee Reason: The proposal make a necessary clarification that the roof has to be occupied before extensions of vents are required. This aligns the IRC with the IPC.

Assembly Action: **None**

RP144-13

Committee Action: **Approved as Submitted**

Committee Reason: The change will prevent vent pipes from freezing in colder climates.

Assembly Action: **None**

RP145-13

Committee Action: **Approved as Submitted**

Committee Reason: The proposal makes a good clarification and aligns the IRC with the IPC.

Assembly Action: **None**

RP146-13

Committee Action: **Approved as Submitted**

Committee Reason: The proposal makes a good clarification and aligns the IRC with the IPC.

Assembly Action: **None**

RP147-13

Committee Action: **Approved as Submitted**

Committee Reason: The proposal corrects an improper committee modification and clarifies the alternative method for venting a sump.

Assembly Action: **None**

RP148-13

Committee Action: **Approved as Submitted**

Committee Reason: The change in terminology aligns the code with the industry's terminology for this material.

Assembly Action: **None**

RP149-13

For staff analysis of the content of ASME A112.18.8 relative to CP#28, Section 3.6, please visit: <http://www.iccsafe.org/cs/codes/Documents/2012-2014Cycle/Proposed-B/00-CompleteGroupB-MonographUpdates.pdf>

Committee Action: **Approved as Submitted**

Committee Reason: This proposal provides another option for a p-trap where conditions are not favorable for installation of a p-trap.

Assembly Action: **None**

RP150-13

For staff analysis of the content of ASSE 1072 relative to CP#28, Section 3.6, please visit: <http://www.iccsafe.org/cs/codes/Documents/2012-2014Cycle/Proposed-B/00-CompleteGroupB-MonographUpdates.pdf>

Committee Action: **Approved as Submitted**

Committee Reason: The proposal aligns the IRC with the IPC.

Assembly Action: **None**

RP151-13

Committee Action: **Approved as Submitted**

Committee Reason: Building traps clog and can be difficult to unclog. They should not be allowed by the code.

Assembly Action: **None**

RP152-13

Committee Action: **Approved as Submitted**

Committee Reason: The proposal provides necessary clarity for minimum trap size.

Assembly Action: **None**

RP153-13

Committee Action: **Approved as Submitted**

Committee Reason: The standard needs to be in the code as this material is commonly used. This change aligns the IRC with the IPC.

Assembly Action: **None**

RP154-13

The code change is contained in the [Updates to the 2013 Proposed Changes](#) posted on the ICC website. Please go to <http://www.iccsafe.org/cs/codes/Documents/2012-2014Cycle/Proposed-B/00-CompleteGroupB-MonographUpdates.pdf> for more information.

Committee Action: **Approved as Submitted**

Committee Reason: The code needs to indicate the minimum trap size for a shower drain.

Assembly Action: **None**

RP155-13

The code change is contained in the [Updates to the 2013 Proposed Changes](#) posted on the ICC website. Please go to <http://www.iccsafe.org/cs/codes/Documents/2012-2014Cycle/Proposed-B/00-CompleteGroupB-MonographUpdates.pdf> for more information.

Committee Action: **Approved as Submitted**

Committee Reason: The proposal makes a needed cleanup of the language and informs the installer that a primer is not needed for smaller pipe sizes.

Assembly Action: **None**

RP156-13

The code change is contained in the [Updates to the 2013 Proposed Changes](#) posted on the ICC website. Please go to <http://www.iccsafe.org/cs/codes/Documents/2012-2014Cycle/Proposed-B/00-CompleteGroupB-MonographUpdates.pdf> for more information.

Committee Action: **Approved as Submitted**

Committee Reason: The proposal provides for a needed method for installing plumbing fixtures for "aging in place" situations.

Assembly Action: **None**

RP157-13

The code change is contained in the [Updates to the 2013 Proposed Changes](#) posted on the ICC website. Please go to <http://www.iccsafe.org/cs/codes/Documents/2012-2014Cycle/Proposed-B/00-CompleteGroupB-MonographUpdates.pdf> for more information.

Committee Action: **Approved as Submitted**

Committee Reason: The proposal provides more flexibility for plumbing installations. The test results prove that the restriction against food waste disposers on combination waste and vent was not justified.

Assembly Action: **None**

RP158-13

Withdrawn by Proponent

2013 PROPOSED CHANGES TO THE INTERNATIONAL SWIMMING POOL AND SPA CODE

INTERNATIONAL SWIMMING POOL AND SPA CODE COMMITTEE

Justin DeWitt - Chair

Chief of General Engineering
Illinois Department of Public Health
Springfield, IL

Thomas B. Allen, CBO, MCP, LEED

AP – Vice Chair
Building Official/Fire Marshal
City of Mount Dora
Mount Dora, FL

Jeffrey H. Anderson

Residential Combination Inspector
Chesterfield County Department of
Building Inspections
Chesterfield, VA

Maria Bella, AFAIT, CPOI, LGI

President
Professional Pool Solutions, LLC
Reading, PA

Helen DiPietro

Rep: NCDOT-OSFM-Engineering
Building Code Consultant
NC Department of Insurance – OSFM-
Eng. Evaluations Sections
Raleigh, NC

Jason K. Finley

Supervising Plans Examiner
City of Palm Desert
Palm Desert, CA

Lee Hovis

Rep: World Waterpark Association
Director of Recreation and Operations
Tolomato Community Development
District
Pointe Vedra, FL

Dan Johnson, CBP

Rep: Association of Pool & Spa
Professionals
Owner/President
Swim Incorporated
Sarasota, FL

Edward Kulik

Chief Building Official
City of Goodyear
Building Safety Division
Development Services Department
Goodyear, AZ

Ron Lacher, PE

Rep: Association of Pool & Spa
Professionals
President
Pool Engineering, Inc.
Anaheim, CA

Donald Leas

Rep: Association of Pool & Spa
Professionals
Consultant
APSP and USA Diving
Mayport, PA

George Martin

Plans Examiner
Howard County Maryland
Ellicott City, MD

John O'Hare

Rep: Association of Pool & Spa
Professionals
Product Compliance Manager
Hayward Industries Inc.
Clemmons, NC

Shajee Siddiqui

Rep: Association of Pool & Spa
Professionals
Director, Global Product Safety &
Compliance
Zodiac Pool Systems, Inc.
Moorpark, CA

Dan Weed, CBO

Rep: City of Central, CO
Plan Analyst
Colorado Code Consulting, LLC
Denver, CO

Staff Secretariat:

Fred Grable, PE

Staff Engineer - Plumbing
International Code Council
Country Club Hills, IL

**INTERNATIONAL SWIMMING POOL AND SPA CODE
REPORT OF THE COMMITTEE ACTION
HEARING RESULTS**

SP1-13

Committee Action: **Disapproved**

Committee Reason: The proposal was disapproved because it would limit the authority having jurisdiction from determining what constitutes acceptable construction documents for onground storable pools.

Assembly Action: **None**

SP2-13

Committee Action: **Disapproved**

Committee Reason: This proposal was disapproved because it would create too much confusion with "ready access" and "access to" terms in other I-codes. This would create a third variation of "access".

Assembly Action: **None**

SP3-13

Committee Action: **Approved as Submitted**

Committee Reason: The proposal was approved because the change makes an important clarification that the code only applies to pools and spas that have or are intended to have circulation systems.

Assembly Action: **None**

SP4-13

Committee Action: **Approved as Modified**

Modify the proposal as follows:

POOL AND OR SPA. A vessel, permanent or temporary, intended for swimming, bathing, or wading and that is designed and manufactured to be connected to a *circulation system*. Portable vessels 12 inches (305 mm) or less in designed water depth which are drained and filled daily are not considered aquatic vessels. For purposes of this code, the term is used to identify all the types of vessels governed by this code, including: *swimming pools, onground storable pools, aquatic recreation facilities, spas* and hot tubs, and related equipment. Such vessels are either used in a *residential* application or in a *public* application.

Committee Reason: The term "and" was changed to "or" because pools and spas are different constructions. There is not a construction that is both. The overall reason for approving the proposal was that the term "aquatic vessel" is misleading. The code needs to refer to these constructions by the names that are commonly used in the industry.

Assembly Action: **None**

SP5-13

Committee Action: **Approved as Submitted**

Committee Reason: The definition is unnecessary as the definition for "power safety cover" coordinates with how "cover" is used in the code.

Assembly Action: **None**

SP6-13

Committee Action: **Approved as Submitted**

Committee Reason: The committee agreed with the proponent's reason statement.

Assembly Action: **None**

SP7-13

Committee Action: **Approved as Submitted**

Committee Reason: The proposed definition is needed for this code and makes the ISPSC consistent with other I-codes.

Assembly Action: **None**

SP8-13

Committee Action: **Approved as Modified**

Modify the proposal as follows:

HANDHOLD. That portion of a pool or spa structure or a specific element that is at or above the design waterline and all around the perimeter of the pool that enables users in the pool to grasp onto for support.

Committee Reason: The modifications were made because handholds might not exist all around the perimeter of a pool and that a spa might also have handholds. The overall proposal was approved because the term "handhold" is used many times in the code and a definition is needed to clarify what is meant by this term.

Assembly Action: **None**

SP9-13

Committee Action: **Disapproved**

Committee Reason: The term "label" needs to remain in the code because it refers to a product or material that has been tested to a standard.

Assembly Action: **None**

SP10-13

Committee Action: **Approved as Submitted**

Committee Reason: The committee agreed with the proponent's reason statement.

Assembly Action: **None**

SP11-13

Committee Action: **Disapproved**

Committee Reason: The term is only used once in the code and where it is used, the implied definition seems to be sufficient. There is no need to have this definition in Chapter 2.

Assembly Action: **None**

SP12-13

Committee Action: **Disapproved**

Committee Reason: The last sentence for Class A, competition pool contains the word "often". Those pools might not ever be used for recreation and other water activities.

Assembly Action: **None**

SP13-13

Committee Action: **Disapproved**

Committee Reason: The definition is much too long. The first sentence says what needs to be said for this term. The remainder of the wording should be, if necessary, put into the body of the code. Definitions need to be short and concise.

Assembly Action: **None**

SP14-13

Committee Action: **Approved as Submitted**

Committee Reason: Removal of the language will eliminate confusion.

Assembly Action: **None**

SP15-13

Committee Action: **Disapproved**

Committee Reason: The dimensions are discussed in the APSP standards so this code language should stay as is.

Assembly Action: **None**

SP16-13

Committee Action: **Disapproved**

Committee Reason: The proposal was disapproved because this would remove guidance for the components of portable spas.

Assembly Action: **None**

SP17-13

Committee Action:

Approved as Submitted

Committee Reason: This is a needed exception because onground storable pool manufacturers currently do not obtain NSF 50 or NSF 14 listings.

Assembly Action:

None

SP18-13

Committee Action:

Approved as Submitted

Committee Reason: The committee agreed with the proponent's reason statement.

Assembly Action:

None

SP19-13

The code change is contained in the [Updates to the 2013 Proposed Changes](#) posted on the ICC website. Please go to <http://www.iccsafe.org/cs/codes/Documents/2012-2014Cycle/Proposed-B/00-CompleteGroupB-MonographUpdates.pdf> for more information.

PART I – ISPSC

Heard by the ISPSC Committee

Committee Action:

Disapproved

Committee Reason: The proposal was disapproved because it does not give credit to heaters that have on-off switches integral to the product. Shutting off power to some controls might cause the control to revert back to factory settings. Covers are only required for outdoor pools and spas. Indoor pools and spas should also have covers. Liquid covers are relatively new but there are no standards for this type of product. A standard for this product should be available before it is required by the code.

Assembly Action:

None

PART II – IECC - Commercial

Heard by the IECC-Commercial Provisions Committee

Committee Action:

Approved as Modified

Modify the proposal as follows:

C404.7 Pools and permanent spa energy consumption (Mandatory). The energy consumption of pools and permanent residential spas shall be controlled by the requirements in Sections C404.7.1 through C404.7.4.

C404.7.1 Heaters. The electric power to heaters shall be controlled by a readily accessible on-off switch that is an integral part of the heater, mounted on the exterior of the heater or external to and within 3 feet (914 mm) of the heater. Operation of such switch shall not change the setting of the heater thermostat. Such switches shall be in addition to a circuit breaker for the power to the heater. Gas-fired heaters shall not be equipped with continuously-burning ignition pilots.

C404.7.2 Time switches. Time switches or other control methods that can automatically turn off and on heaters and pump motors according to a preset schedule shall be installed for heaters and pump motors. Heaters and pump motors that have built-in time switches shall be in compliance with this section.

Exceptions:

1. Where public health standards require 24-hour pump operation.
2. Pumps that operate solar- and waste-heat-recovery pool heating systems.

C404.7.3 Covers. Outdoor heated pools and outdoor permanent residential spas shall be provided with a vapor retardant cover, a liquid cover or other *approved* vapor retardant means.

Exception: Where more than 70 percent of the energy for heating, computed over an operating season, is from site-recovered energy such as from a heat pump or solar energy source, covers or other vapor retardant means shall not be required.

C404.8 Portable residential spas (Mandatory). The energy consumption of electric-powered portable residential spas shall be controlled by the requirements of APSP 14.

Committee Reason: The reason for making the modification is that this limits the energy requirements to permanent spas only. The reason for approving the overall proposal is that the proposal coordinates the energy requirements between the IECC and the ISPSC.

Assembly Action: **None**

PART III – IECC – Residential

Heard by the IECC-Residential Provisions Committee

Committee Action: **Approved as Modified**

Modify the proposal as follows:

R403.9 (N1104.9) Pools and permanent spa energy consumption (Mandatory). The energy consumption of pools and permanent residential spas shall be controlled by the requirements in Sections R403.9.1 through R403.9.4 9.3.

Exception: R403.9.1 Residential pools and permanent residential spas. Heaters and time switches for swimming pools and permanent spas that are accessory to detached one- and two-family dwellings and townhouses 3 stories or less in height above ground plane and that are available only to the household and its guests shall be in accordance with APSP-15.

R403.9.2 1 (N1104.9.2 1) Heaters. The electric power to heaters shall be controlled by a readily accessible on-off switch that is an integral part of the heater, mounted on the exterior of the heater or external to and within 3 feet (914 mm) of the heater. Operation of such switch shall not change the setting of the heater thermostat. Such switches shall be in addition to a circuit breaker for the power to the heater. Gas-fired heaters shall not be equipped with continuously-burning ignition pilots.

R403.9.3 2 (N1104.9.3 2) Time switches. Time switches or other control methods that can automatically turn off and on heaters and pump motors according to a preset schedule shall be installed for ~~on all~~ heaters and pump motors. Heaters and pumps ~~and~~ motors that have built-in time switches shall be in compliance with this section.

Exceptions:

1. Where public health standards require 24-hour pump operation.
2. Pumps that operate solar- and waste-heat-recovery pool heating systems.

R403.9.4 93 (N1104.9.4 9.3) Covers. Outdoor heated pools and outdoor ~~permanent~~ residential spas shall be provided with a vapor retardant cover, ~~a liquid cover~~ or other *approved* vapor retardant means.

Exception: Where more than 70 percent of the energy for heating, computed over an operating season, is from site-recovered energy such as from a heat pump or solar energy source, covers or other vapor retardant means shall not be required

Committee Reason: For the modification, the committee agreed with the testimony from the proponent of floor modification that heaters and time switches for pools and spas accessory to IRC-type buildings do not need to comply with the same, more stringent, requirements for commercial applications. For the overall proposal, the committee agreed with the proponent's reason statement.

Assembly Action: **None**

SP20-13

Committee Action: **Approved as Submitted**

Committee Reason: The term "coastal high hazard areas" is used in other I-codes so this change is needed to make this code consistent with other I-codes.

Assembly Action: **None**

SP21-13

Committee Action: **Approved as Submitted**

Committee Reason: The proposal was approved as the language changes make it clear that the height of the barrier must be maintained around the outside perimeter of the barrier.

Assembly Action: **None**

SP22-13

Committee Action: **Approved as Submitted**

Committee Reason: The committee agreed with the proponent's reason statement.

Assembly Action: **None**

SP23-13

Committee Action: **Approved as Submitted**

Committee Reason: The term "interior width" is more specific to the dimension that is being limited.

Assembly Action: **None**

SP24-13

Committee Action: **Approved as Submitted**

Committee Reason: The change makes an important clarification that the 36 inch dimension is only from the outside of the barrier and not to the inside of the barrier.

Assembly Action: **None**

SP25-13

Committee Action: **Disapproved**

Committee Reason: There is too much potential for a service person to use a service gate and leave the gate unlatched and open after they leave. Service gates should be self closing and self latching.

Assembly Action: **None**

SP26-13

Committee Action: **Approved as Modified**

Modify the proposal as follows:

305.4 Structure wall as a barrier. Where a wall of a dwelling or structure serves as part of the *barrier*, and where any doors or operable windows in the wall have sill heights of less than 48 inches (1219 mm) above the indoor floor and where any of those doors or windows provide direct access to the *aquatic vessel* through the wall, one of the following shall be required:

1. The doors and operable windows having a sill height of less than 48 inches (1219 mm) above the indoor floor shall have an alarm that produces an audible warning when the door, window or their screens are opened. The alarm shall be *listed* and *labeled* as a water hazard entrance alarm in accordance with UL 2017. In dwellings or structures not required to be Accessible units, Type A units or Type B units, alarm deactivation switches shall be located 54 inches (1372 mm) or more above the threshold of the door. In dwellings or structures required to be Accessible units, Type A units or Type

- B units, alarm deactivation switches shall be located not greater than 54 inches (1372 mm) and not less than 48 inches (1219 mm) above the threshold of the door.
2. A safety cover that is *listed* and *labeled* in accordance with ASTM F 1346 is ~~provided~~installed on for the aquatic vessel.
 3. An *approved* means of protection, such as self-closing doors with self-latching devices is provided. Such means of protection shall provide a degree of protection that is not less than the protection afforded by Items 1 or 2.

Committee Reason: The reason for the modification is so the inspector can see that the cover fits properly at the time of inspection. The remainder of the proposal provides a necessary clarification that doors and windows do not require safety covers.

Assembly Action: **None**

SP27-13

Committee Action: **Approved as Submitted**

Committee Reason: The proposal was approved because the rewording provides necessary clarity for where a pool wall can be a barrier.

Assembly Action: **None**

SP28-13

Committee Action: **Approved as Submitted**

Committee Reason: The proposal was approved because the construction of pools has followed this criteria for many years and it is not intended that pool step dimensions be aligned with the IBC or IRC.

Assembly Action: **None**

SP29-13

Committee Action: **Approved as Modified**

Modify the proposal as follows:

**TABLE 306.4
MINIMUM DRAINAGE SLOPES FOR DECK SURFACES**

SURFACE	MINIMUM DRAINAGE SLOPE (inch per foot)
Brick and heavy textured finish	3/8
Carpet	1/2
Exposed aggregate	1/4
Textured, hand-finished concrete	1/8
Wood	1/8
Wood/plastic composite	1/8
Travertine/brick set pavers, residential aquatic vessels	1/8
Travertine/brick set pavers, public aquatic vessels	3/8

For SI: 1 inch = 25.4, 1 foot = 304.8 mm

Committee Reason: The reason for the modification was that the first line of the table is in conflict with the second to the last line in the table so the first line was removed. The overall proposal was approved because travertine/brick set pavers are common elements for pool decks and need to be included in this table.

Assembly Action: **None**

SP30-13

The following is an erratum that was not posted to the ICC website.

306.8 Valves under decks. Valves installed in or under any decks shall be accessible provided with access for operation, service, and maintenance. ~~as required by the International Plumbing Code or International Residential Code, as applicable in accordance with Section 102.7.1. Where access through the deck walking surface is required, an access covers shall be provided for the opening in the deck. Such access covers shall be slip resistant.~~

Committee Action:

Approved as Modified

Modify the proposal as follows:

306.8 Valves under decks. Valves installed in or under decks shall be accessible for operation, service, and maintenance. Where access through the deck walking surface is required, an access covers shall be provided for the opening in the deck. Such access covers shall be slip resistant and secured.

Committee Reason: The reason for the modification was that covers need to be fixed in place so that they do not become dislodged under foot traffic. The reason for approving the overall proposal is that valves for pools are not covered by the International Plumbing Code.

Assembly Action:

None

SP31-13

Committee Action:

Disapproved

Committee Reason: The definition is too broad based. For example, is a listed water feature something that is intended for bathers to use or does it mean a separate item that is only for aesthetic purposes? The definition of aquatic vessel seems to adequately cover the pools and spas that are trying to be defined in this new definition.

Assembly Action:

None

SP32-13

Committee Action:

Approved as Submitted

Committee Reason: The committee agreed with the proponent's reason statement.

Assembly Action:

None

SP33-13

Committee Action:

Disapproved

Committee Reason: There are inconsistencies between what this table indicates as standards for the materials and what the IBC indicates the standards are for these materials.

Assembly Action:

None

SP34-13

Committee Action:

Approved as Modified

Modify the proposal as follows:

309.1 Electrically operated equipment. Electrically operated equipment shall be *listed* and *labeled* in accordance with applicable product standards.

Exception: Portable residential spas and portable residential exercise spas listed and labeled in accordance with UL 1563 or CSA C22.2 No. 218.1.

Committee Reason: The modification was approved because portable spas are specifically covered by the UL and CSA standards. The overall proposal was approved because it makes a needed distinction between public and private pools.

Assembly Action:

None

SP35-13

Committee Action: **Approved as Modified**

Modify the proposal as follows:

310.1 General. Suction entrapment avoidance for *swimming pools, or permanent residential spas, and public spas* shall be provided in accordance with APSP 7. ~~Suction entrapment avoidance for portable residential spas and portable residential exercise spas shall be provided in accordance with UL 1563 or CSA C22.2 No. 218.1.~~

Exceptions: ~~Suction entrapment avoidance for wading pools shall be provided in accordance with Section 405.~~

1. Portable spas and portable exercise spas listed and labled in accordance with UL 1563 or CSA C22.2 No. 218.1.
2. Suction entrapment avoidance for wading pools shall be provided in accordance with Section 405.

Committee Reason: The reason for the modification was to provide terminology consistent with an earlier change and ensures that a certain type of pool or spas must comply with APSP 7. Also, this modification adds back into the code the necessary exceptions for compliance APSP 7 for wading pools and portable spas. The reason for approving the overall proposal was that suction entrapment for wading pools needs to be in accordance with Section 405.

Assembly Action:

None

SP36-13

Committee Action: **Disapproved**

Committee Reason: The proposal was disapproved because there were numerous modifications that were proposed which were making the proposal very confusing. The final reason for disapproval was that the term "suction outlet" was used in several locations and it was felt that the word "suction" should not be used with "outlet". Not all outlets are directly connected to the suction side of a pump.

Assembly Action:

None

SP37-13

Committee Action: **Approved as Modified**

Modify the proposal as follows:

311.4.4 Suction outlet fitting assemblies. *Suction outlet* fitting assemblies shall be listed and labeled or certified in compliance with APSP 16.

Committee Reason: The reason for the modification is that there is no specific definition in the I-codes for "certified". "Labeled" is defined and is the correct term to use. The reason for approving the overall proposal is that the code needs to require listing and labeling of suction outlet fittings to APSP 16.

Assembly Action:

None

SP38-13

Committee Action: **Approved as Submitted**

Committee Reason: Emergency shut off switches are only appropriate for public applications.

Assembly Action: **None**

SP39-13

Committee Action: **Approved as Submitted**

Committee Reason: This is a necessary clarification to inform installers where submerged vacuum fittings must be located.

Assembly Action: **None**

SP40-13

Committee Action: **Approved as Submitted**

Committee Reason: The changes provide consistency with the APSP standards.

Assembly Action: **None**

SP41-13

Committee Action: **Disapproved**

Committee Reason: Equalizers are a hazard and should not be allowed.

Assembly Action: **None**

SP42-13

Committee Action: **Disapproved**

Committee Reason: Exception No. 2 is too confusing. Maintained illumination appears to involve maintenance requirements. The code cannot be concerned with maintenance functions.

Assembly Action: **None**

SP43-13

Committee Action: **Disapproved**

Committee Reason: Handholds should not be allowed to be below the design water line.

Assembly Action: **None**

SP44-13

Committee Action:

Disapproved

Committee Reason: The proposal was disapproved because the handrail height dimensions have been proven to be the optimum dimensions for safety. The same level of safety should be provided for residential pools where handrails are installed.

Assembly Action:

None

SP45-13

Committee Action:

Approved as Submitted

Committee Reason: The proposal was approved because it is known that elevated springboards without side guards are a known safety hazard that needs to be addressed by the code.

Assembly Action:

None

SP46-13

Committee Action:

Approved as Submitted

Committee Reason: This proposal makes it clear that wading pools must not have suction outlets because they are a known safety hazard.

Assembly Action:

None

SP47-13

Committee Action:

Disapproved

Committee Reason: The slip resistance of the surface of a concrete deck is too vague. Concrete decks can have a variety of finishes, each having different slip resistances.

Assembly Action:

None

SP48-13

Committee Action:

Approved as Modified

Modify the proposal as follows:

409.3 No Diving Symbol. Where the pool depth is 5 feet (1524 mm) or less, the "No Diving" symbol shall be displayed. The symbol shall be placed on the deck at intervals of not greater than 25 feet (7620 mm) and directly adjacent to a depth marker. Additional signage shall be in accordance with NEMA Z535.

Committee Reason: The reason for the modification is that the proponent accidentally struck out the last statement which is needed in the code. The reason for the overall change is agreement with the proponent's reason statement.

Assembly Action:

None

SP49-13

Committee Action:

Disapproved

Committee Reason: The required number of drinking fountains in this proposal conflicts with the number of drinking fountains required by the International Building Code.

Assembly Action:

None

SP50-13

Committee Action:

Approved as Modified

Modify the proposal as follows:

411.1 Entry and exit. Pools shall have not less than two means of entry and exit that are located so as to serve both ends of a pool. ~~Chair~~ Pool lifts that provide for pool entry and exit by persons with physical disabilities shall not be counted as a means of entry or exit that is required by this section.

Committee Reason: The reason for the modification is that "pool" lifts is the proper terminology, not chair lifts. The reason for approval of the overall change is that this provides a necessary clarification to the code so that lifts are not considered as the required means of exit and entry.

Assembly Action:

None

SP51-13

Committee Action:

Approved as Modified

Modify the proposal as follows:

411.1.4 Both sides of deep area. Swimming pools greater than 30 feet (9144 mm) in width shall be provided with entries and exits on each side of the deep area of the pool. The entries and exits on the sides of the deep area of a pool shall be located not more than ~~82~~ 75 feet (~~22.9~~ 25 m) apart.

Committee Reason: The reason for the modification is that pools are built in both 25 yard and 25 meter increments. Changing the locations of the entries and exits to 82 feet captures both dimensions of pools. The reason for approval of the overall proposal is agreement with the reason statement.

Assembly Action:

None

SP52-13

Committee Action:

Approved as Submitted

Committee Reason: This proposal was approved because while everyone might have a cell phone these days, cell phone service is not always available at the location of the pool. A nearby hard-wired telephone to make emergency calls is necessary to ensure that emergency calls can be made in case of a pool emergency.

Assembly Action:

None

SP53-13

Committee Action:

Approved as Submitted

Committee Reason: The committee approved the proposal because use of the term "labeled" might be confused with the defined term of same that involves listing and labeling of a product. The term "identified" is appropriate for this situation.

Assembly Action:

None

SP54-13

Withdrawn by Proponent

SP55-13

Committee Action: **Approved as Submitted**

Committee Reason: "Rope and float line" is a common term that is well known in the industry. The term "lifeline" is not a term that is known in the industry.

Assembly Action: **None**

SP56-13

Committee Action: **Disapproved**

Committee Reason: The term "spray grounds" is a trademarked phrase and trademarked phrases should not be used in the code.

Assembly Action: **None**

SP57-13

Committee Action: **Approved as Submitted**

Committee Reason: The committee approved this proposal because in some coastal areas, some pools are built on pilings where the pool is partially or totally above ground and the language in this proposal provides clarity that these types of pools are still considered permanent inground pools.

Assembly Action: **None**

SP58-13

Committee Action: **Approved as Submitted**

Committee Reason: For manufactured pools that don't have a liner, the information is necessary for obtaining parts in the future.

Assembly Action: **None**

SP59-13

Committee Action: **Disapproved**

Committee Reason: The committee disapproved this proposal because allowing the ladder manufacturer to provide the certification statement doesn't require that a third party verify that the ladder actually does meet the entrapment tests of APSP 4.

Assembly Action: **None**

SP60-13

Committee Action: **Approved as Modified**

Modify the proposal as follows:

702.5.6 Tread width and depth. Treads shall have an unobstructed horizontal depth of not less than 10 inches (254 mm) ~~at all points~~ and an unobstructed surface area of not less than 240 square inches (154 838 mm²).

Committee Reason: The modification was made because "at all points" would prohibit stairs in a corner of a pool. The overall proposal was approved because onground storable pools have different handrail diameter requirements than other types of pools.

Assembly Action: **None**

SP61-13

Committee Action:

Approved as Submitted

Committee Reason: The proposal was approved because the wording needed to be consistent with the figures in the code and with the intent of the standards.

Assembly Action:

None

SP62-13

The following is errata that was not posted to the ICC website:

702.6.7 Uniform riser height. Risers, other than the bottom riser, shall have a uniform height that is of not less than 7 inches (178 mm) and not greater than 12 inches (305 mm). The bottom riser height shall be not less than 7 inches (178 mm) and not greater than 12 inches (305 mm). The vertical distance from the pool coping, deck or step surface to the uppermost tread of the stairs shall be the same as the other uniform riser heights.

Exceptions:

- ~~1. The height of the bottom riser can vary from the other risers but the bottom riser height shall not be less than 7 in. (178 mm) or greater than 12 in. (305 mm).~~
- ~~2. The vertical distance from the pool coping, deck, or step surface to the uppermost tread shall be not less than 7 inches (178 mm), not greater than 12 inches (305 mm) and uniform with other riser heights.~~

Committee Action:

Approved as Submitted

Committee Reason: The proposal correctly clarifies the construction requirements for riser heights. This clarification is needed in the code.

Assembly Action:

None

SP63-13

Committee Action:

Approved as Submitted

Committee Reason: The proposal was approved because it makes the code language consistent with the figures in the code.

Assembly Action:

None

SP64-13

Committee Action:

Approved as Submitted

Committee Reason: The proposal was approved because signs are an important part of safety and this proposal includes the necessary requirements for signs.

Assembly Action:

None

SP65-13

Committee Action:

Disapproved

Committee Reason: The proposal was disapproved because the term "compatible" is unenforceable.

Assembly Action:

None

SP66-13

Withdrawn by Proponent

SP67-13

Committee Action:

Approved as Submitted

Committee Reason: The proposal was approved because the change makes this code section consistent with Section 406.4.

Assembly Action:

None

SP68-13

Committee Action:

Approved as Modified

Modify the proposal as follows:

809.2 Entry and exit. Pools shall have a means of entry and exit in all shallow areas where the design water depth of the shallow area at the shallowest point exceeds 24 inches (610 mm). Entries and exits shall consist of one or a combination of the following: steps, stairs, ladders, treads, ramps, beach entries, *underwater seats*, benches, ~~swimouts, mechanical lifts~~ and other *approved* designs. The means of entry and exit shall be located on the shallow side of the first slope change.

Committee Reason: The modification was made because mechanical lifts are not an acceptable means of egress from a pool. The overall proposal was approved because the changes make the code consistent with APSP 5.

Assembly Action:

None

SP69-13

Committee Action:

Approved as Submitted

Committee Reason: The proposal was approved because the changes clarify what is required for riser heights and makes the code more enforceable.

Assembly Action:

None

SP70-13

Committee Action:

Approved as Submitted

Committee Reason: The proposal was approved because this requirement is already covered in Chapter 3.

Assembly Action:

None

SP71-13

Committee Action:

Disapproved

Committee Reason: The proposal was disapproved because it is not necessary to state "factory-built" along with portable spas.

Assembly Action:

None

SP72-13

Committee Action:

Approved as Submitted

Committee Reason: The committee approved the proposal because they agreed with the proponent's reason statement.

Assembly Action:

None

**INTERNATIONAL WILDLAND-URBAN INTERFACE CODE
REPORT OF THE COMMITTEE ACTION HEARING
RESULTS**

WUIC1-13

Committee Action: **Approved as Submitted**

Committee Reason: The committee approved the code change based on the proponent's reason statement and felt that the proposal provides additional design options already recognized in the IBC.

Assembly Action: **None**

WUIC2-13

For staff analysis of the content of ASTM E2768-11 relative to CP#28, Section 3.6, please visit:
<http://www.iccsafe.org/cs/codes/Documents/2012-2014Cycle/Proposed-B/ProposedStandards.pdf>

Committee Action: **Approved as Submitted**

Committee Reason: The committee approved the code change based on the proponent's reason statement.

Assembly Action: **None**

WUIC3-13

For staff analysis of the content of ASTM E2632-13 and ASTM E2726/E2726M-12a relative to CP#28, Section 3.6, please visit: <http://www.iccsafe.org/cs/codes/Documents/2012-2014Cycle/Proposed-B/ProposedStandards.pdf>

Committee Action: **Disapproved**

Committee Reason: The committee's disapproval was based on its concern that the proposal would inappropriately lower the standards for testing of exterior deck materials.

Assembly Action: **None**

WUIC4-13

For staff analysis of the content of ASTM E108.11 and UL 790-2004 relative to CP#28, Section 3.6, please visit:
<http://www.iccsafe.org/cs/codes/Documents/2012-2014Cycle/Proposed-B/ProposedStandards.pdf>

Committee Action: **Approved as Submitted**

Committee Reason: The approval was based on the committee's judgment that the proposal provides a needed clarification of exactly what standards are to be used in determining Class A roof assemblies. The committee also agreed with testimony that indicated that the IBC uses the same standards but goes a step further by including a list of acceptable materials for code user guidance. The committee suggested that a public comment could be submitted to duplicate such a list in this section rather than relying on a search in the IBC or IRC, especially since neither code is referenced in this section.

Assembly Action: **None**

WUIC5-13

For staff analysis of the content of ASTM E119-08a relative to CP#28, Section 3.6, please visit: <http://www.iccsafe.org/cs/codes/Documents/2012-2014Cycle/Proposed-B/ProposedStandards.pdf>

Committee Action:

Disapproved

Committee Reason: The committee's disapproval was based on its concern that the proposal would remove the proven protection of openings provided by the current ¼-inch mesh. The proposal was also considered excessive because it would, in effect, be creating a required protection similar to a penetration protection device where there is no fire resistance rated assembly at risk.

Assembly Action:

None

WUIC6-13

For staff analysis of the content of ASTM E108.11 and UL 790-2004 relative to CP#28, Section 3.6, please visit: <http://www.iccsafe.org/cs/codes/Documents/2012-2014Cycle/Proposed-B/ProposedStandards.pdf>

Committee Action:

Approved as Submitted

Committee Reason: The approval was based on the committee's judgment that the proposal provides a needed clarification of exactly what standards are to be used in determining Class B roof assemblies. This action is also consistent with the committee action on code change WUIC4-13.

Assembly Action:

None

WUIC7-13

For staff analysis of the content of ASTM E108.11 and UL 790-2004 relative to CP#28, Section 3.6, please visit: <http://www.iccsafe.org/cs/codes/Documents/2012-2014Cycle/Proposed-B/ProposedStandards.pdf>

Committee Action:

Approved as Submitted

Committee Reason: The approval was based on the committee's judgment that the proposal provides a needed clarification of exactly what standards are to be used in determining Class C roof assemblies. This action is also consistent with the committee action on code changes WUIC4- and WUIC6-13.

Assembly Action:

None
