


BUILDING SAFETY MONTH MAY
INTERNATIONAL CODE COUNCIL

Activity Book



Being a code official means that you make sure the buildings are built safe and strong. Fill out our activity book with your parents so you can learn what to do to make sure you and your family are always safe, aware and prepared. When you finish the book, you will earn the title of Junior Code Official. Good luck!




The International Code Council (ICC) is a membership association dedicated to building safety and fire prevention. The Council develops the codes used to construct residential and commercial buildings, including homes and schools. Most U.S. cities, counties and states that adopt codes choose the International Codes developed by the ICC.

For more information about the ICC, call 1-888-ICC-SAFE (422-7233) or visit www.iccsafe.org

Crossword

Help solve this puzzle and learn how to live *green*. Be sure to have your parents help out.



WORD BANK

WATER	RECYCLE	PLASTIC
DONATE	CONSERVE	BULBS
ELECTRONIC	REDUCE	REUSE
LITTERING	WASTE	BATH
LIGHTS	COLD	

ACROSS:

- When you use something less often, you _____ your use.
- Use Energy Star light ____ to save and conserve energy.
- To ____ energy is one way to use electricity wisely.
- If you do not use resources wisely, you ____ them.
- One way to conserve is to turn off the ____ while brushing your teeth.
- Be sure to turn off the ____ when you leave a room.
- Be sure to turn off all DVD players, video games, TV's, computers and other ____ devices when not in use.
- One way to recycle is to ____ used items to charity instead of throwing them away.

DOWN:

- ____ means finding a new use for something instead of throwing it away.
- Try using a reusable bag when shopping instead of using a ____ bag.
- When you use something more than once, you _____ it.
- Save water by taking a shower instead of a ____ .
- Throwing trash on the ground is called ____ . Always throw trash in a can or recycle bin.
- Use ____ water instead of hot when you help mom and dad with the laundry.

Answers: Across 1.Reduce 3.Bulbs 5.Conserve 6.Waste 8.Water 10.Lights
Down: 1.Recycle 2.Donate 4.Electronic 7.Bath 9.Littering 11.Cold

Safety Search

U E G U O D H O N D A W
S S E O D A N R O T R Q
D H A V I D D O H R R Z
N R R L U N L U E S G O
I F T D R F R I A T N O
W R H O L R O T T I I R
E R Q R I W G G W I N I
R L U C A Q W E A H T N
E L A E E I N T V A H O
V N K A R T E I E N G Q
E Z E E R F R E T N I W
S W I L D F I R E T L L

Can you find the following natural disasters and weather perils in the word search?

EARTHQUAKE

FLOOD

HAIL

HEAT WAVE

HURRICANE

LIGHTNING

SEVERE WINDS

TORNADOES

WILDFIRE

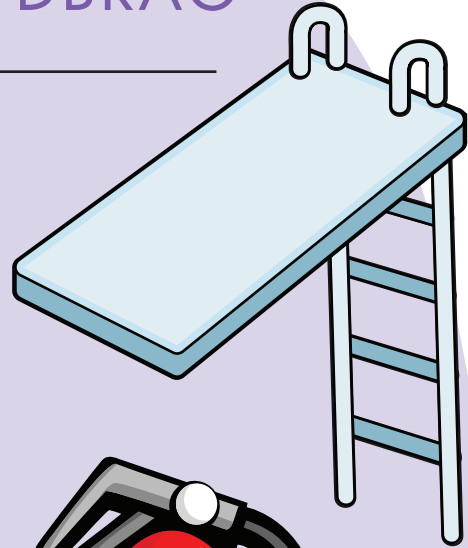
WINTER FREEZE

Safety Scramble

Unscramble the pictures below. Be sure to talk with mom and dad to see if the picture is safe or unsafe for you.




GNIDVI DBRAO




LILGR



IREF REITHXGUINSE



EDALDR



MSMGIWIN OLOP

Answers: Diving Board, Grill, Fire Extinguisher, Swimming Pool, Ladder

Safety Kit Fun

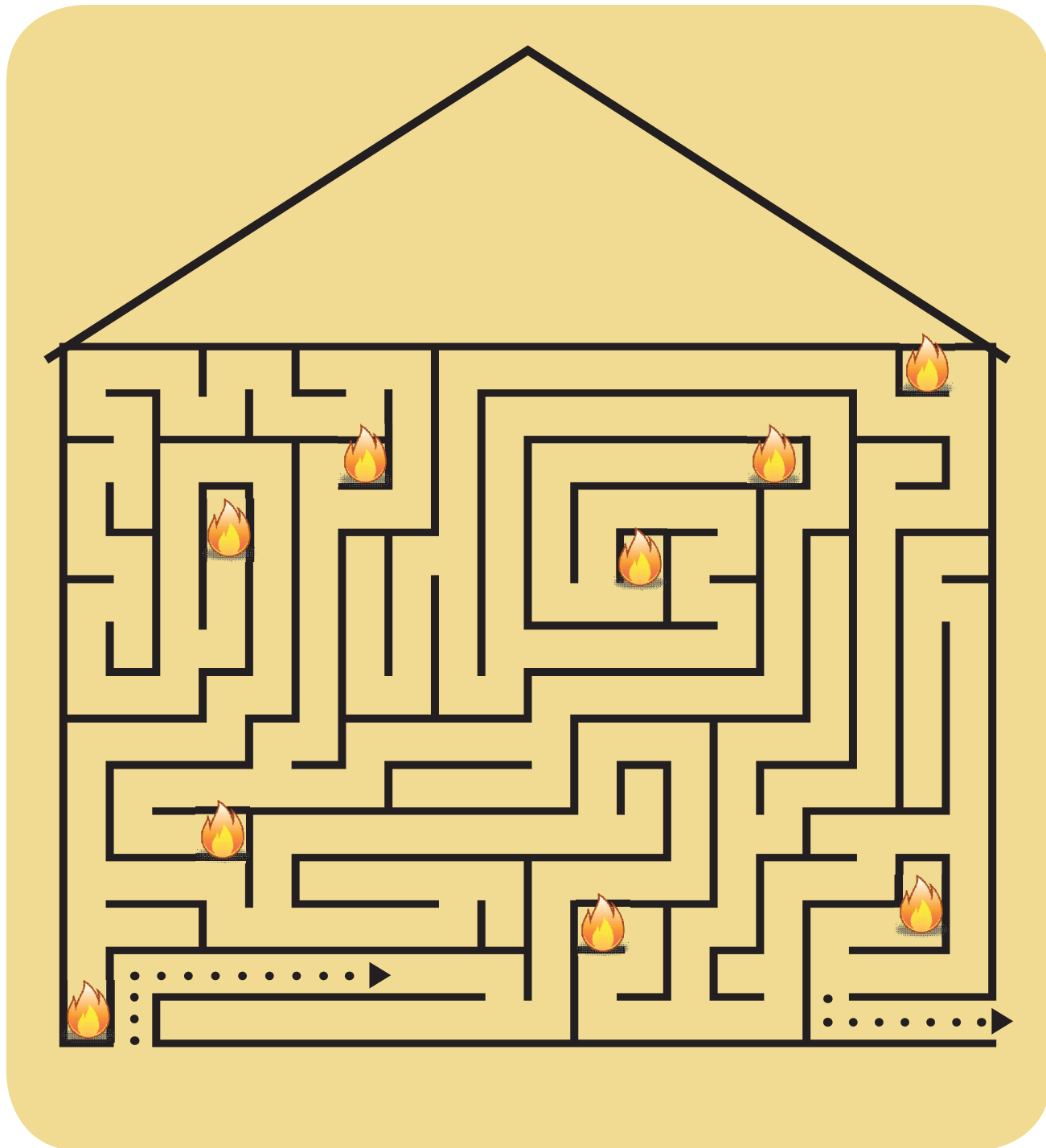
Be sure to always have a safety kit around the house in case of bad weather and circle 10 items to include in the kit.



Answers: Radio, Money, Medicine, Batteries, Dog Food, Files, Water, Canned Food, Flashlight, BandAid

Fire Escape

Always have a plan for escape in case of a fire.
Find a way to exit safely out of the home.



Fire Danger Find

This bedroom looks dangerous! Help make this hazardous room safer.
Circle 8 dangers which may cause a fire or make it hard to escape.



“Great Job!”

Answers: 1. Matches on the floor on top of the newspapers. 2. Lamp without shade in contact with curtains. 3. A candle burning unattended directly under clothing. 4. Cords coming out of the light fixture. 5. Iron left on. 6. Too many electronics tangled together in outlet. 7. Space heater is covered with a blanket. 8. Security bars across window.



This certificate is presented to:

For successfully completing their Junior Code Official training

on this _____ *day of* _____
by the International Code Council.