



BUILDING SAFETY MONTH

Being a code official means that you make sure buildings are built safe and strong. Fill out this activity book to learn what to do to keep you and your family safe, aware and prepared. When you finish the book, you will earn the title of Junior Code Official. Good luck!



The International Code Council is a member-focused association and a leading global source of model codes and standards and building safety solutions. Code Council codes, standards and solutions are used to ensure safe, affordable and sustainable communities and buildings worldwide.

MORE INFORMATION: 1.888.ICC.SAFE
WWW.BUILDINGSAFETYMONTH.ORG




CROSSWORD PUZZLE

Help solve this puzzle and learn how to live green. Be sure to have your parents help out.

WORDS

- WATER
- DONATE
- ELECTRONIC
- LITTERING
- LIGHTS
- RECYCLE
- CONSERVE
- REDUCE
- WASTE
- COLD
- PLASTIC
- BULBS
- REUSE
- BATH



ACROSS

1. When you use something less often, you _____ your use.
3. Use Energy Star light _____ to save and conserve energy.
5. To _____ energy is one way to use electricity wisely.
6. If you do not use resources wisely, you _____ them.
8. One way to conserve is to turn off the _____ while brushing your teeth.
10. Be sure to turn off the _____ when you leave a room.
12. Be sure to turn off all DVD players, video games, TV's, computers and other _____ devices when not in use.
13. One way to recycle is to _____ used items to charity instead of throwing them away.

DOWN

1. _____ means finding a new use for something instead of throwing it away.
2. Try using a reusable bag when shopping instead of using a _____ bag.
4. When you use something more than once, you _____ it.
7. Save water by taking a shower instead of a _____.
9. Throwing trash on the ground is called _____. Always throw trash in a can or recycle bin.
11. Use _____ water instead of hot when you help mom and dad with the laundry.

ANSWERS
 ACROSS: 1.Reduce 3.Bulbs 5.Conserve 6.Waste
 8.Water 10.Lights 12.Electronic 13.Donate
 DOWN: 1.Recycle 2.Plastic 4.Reuse 7.Bath 9.Littering
 11.Cold

SAFETY SEARCH



U E G U O D H O N D A W
S S E O D A N R O T R Q
D H A V I D D O H R R Z
N R R L U N L U E S G O
I F T D R F R I A T N O
W R H O L R O T T I I R
E R Q R I W G G W I N I
R L U C A Q W E A H T N
E L A E E I N T V A H O
V N K A R T E I E N G Q
E Z E E R F R E T N I W
S W I L D F I R E T L L

Can you find the following natural disasters and weather perils in the word search?

- | | | |
|-------------------------------------|---------------------------------------|--|
| <input type="checkbox"/> EARTHQUAKE | <input type="checkbox"/> LIGHTNING | <input type="checkbox"/> TORNADOES |
| <input type="checkbox"/> HURRICANE | <input type="checkbox"/> HAIL | <input type="checkbox"/> WINTER FREEZE |
| <input type="checkbox"/> WILDFIRE | <input type="checkbox"/> SEVERE WINDS | |
| <input type="checkbox"/> FLOOD | <input type="checkbox"/> HEAT WAVE | |



SAFETY SCRAMBLE

Unscramble the pictures below.
Be sure to talk with your parents for safety rules on using the pictured items.




GNIDVIDBRAO



LILGR

IREFREITHXGUINSE



MSMGIWINOLOP

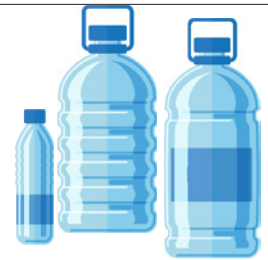

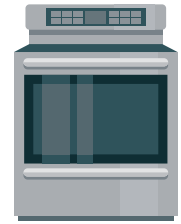



EDALDR

ANSWERS : Diving Board, Grill, Fire Extinguisher, Swimming Pool, Ladder

SAFETY KIT FUN


Be sure to always have a safety kit around the house in case of bad weather. Circle 10 items to include in the kit.



ANSWERS : Radio, Money, Medicine & First Aid Kit, Batteries, Dog Food, Important Documents, Water, Canned Food, Flashlight, Band-Aids

FIRE ESCAPE

Always have a plan for escape in case of a fire. Find a way to exit safely out of the home.



www.BUILDINGSAFETYMONTH.org

Copyright ©2024 by International Code Council



FIRE DANGER FIND

This bedroom looks **DANGEROUS!!!** Help make hazardous rooms safer. Circle 8 dangers which may cause a fire or make it hard to escape.



Great Job!

- ANSWERS
1. Matches on the floor on top of the newspaper.
 2. Lamp without lampshade in contact with curtains.
 3. A candle burning unattended directly under clothing.
 4. Cords coming out of the light fixtures.
 5. Iron left on.
 6. Too many electronics tangled together in outlet.
 7. Space heater is covered with a blanket.
 8. Security bars across window.



This certificate is presented to:

For successfully completing their

JUNIOR CODE OFFICIAL TRAINING

on this _____ day of _____



ICC
INTERNATIONAL
CODE
COUNCIL®

