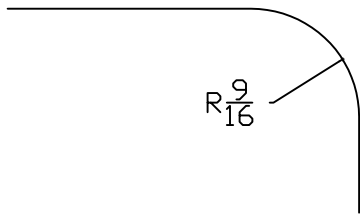
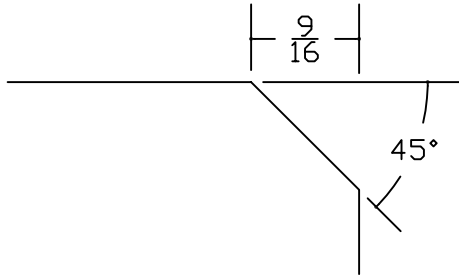
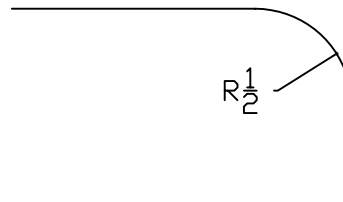
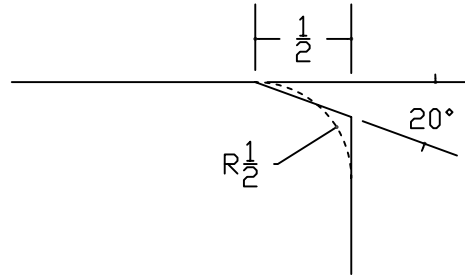


5-11-12 Figure One

Allowed by IBC and IRC



Allowed by NFPA 101



Allowed by Proposed Change 5-11-12

As angle of bevel increases the encroachment on the tread decreases and increases the flat surface of the tread due to the limit imposed by the 1/2 inch radius.

