

REVISION RECORD FOR THE STATE OF CALIFORNIA

EMERGENCY SUPPLEMENT

Effective April 18, 2018

2016 Title 24, Part 2, Vol. 2
California Building Code

General Information:

1. This supplement provides emergency building standards, which were adopted by the Building Standards Commission on April 17, 2018, filed with Secretary of State and became effective April 18, 2018.

Clarification: Emergency building standards become effective upon filing with Secretary of State after commission adoption. They remain in place and enforceable for only 180 days, pursuant to *Government Code* Section 11346.2 to 11347.3. For the emergency building standards to become a permanent adoption, the state agency initiating the emergency adoption must complete the required rulemaking process before the 180-day expiration date. The required process includes an opportunity for the public to review and comment on the initially adopted regulatory language of the building standard.

2. This Emergency Supplement provides new or replacement blue supplement pages with building standards approved by the California Building Standards Commission on an emergency basis for insertion in the *California Code of Regulations*, Title 24, Part 2, Vol. 2 of the 2016 *California Building Standards Code*. Existing Part 2 pages should be replaced by pages provided with this supplement. Instructions are provided below.
3. *Health and Safety Code*, Section 18938.5, establishes that only building standards in effect at the time of the application for a building permit may be applied to the project plans and construction. This rule applies to both adoptions of building standards for Title 24 by the California Building Standards Commission, and local adoptions and ordinances imposing building standards.
4. Not all code text on the enclosed blue Emergency Supplement pages is a new or amended building standard. New, amended, or repealed building standards are identified by margin symbols. An explanation of margin symbols is provided in the front of the code.
5. You may wish to retain the superseded material with this revision record so that the prior wording of any section can be easily ascertained.

Part 2, Vol. 2

Remove Existing Pages

xxxiii and xxxiv

623 and 624

655 and 656

Insert Blue-Colored Pages

xxxiii and xxxiv

614.1 through 614.4

623 and 624

655 and 656

G601	Recreational Vehicles	593
G701	Tanks	593
G801	Other Building Work	593
G901	Temporary Structures and Temporary Storage	594
G1001	Utility and Miscellaneous Group U	594
G1101	Referenced Standards	594

APPENDIX H SIGNS 595

Section

H101	General	595
H102	Definitions	595
H103	Location	596
H104	Identification.	596
H105	Design and Construction	596
H106	Electrical.	596
H107	Combustible Materials	596
H108	Animated Devices	597
H109	Ground Signs	597
H110	Roof Signs	597
H111	Wall Signs	597
H112	Projecting Signs	597
H113	Marquee Signs	598
H114	Portable Signs.	598
H115	Referenced Standards	598

APPENDIX I PATIO COVERS. 599

Section

I101	General	599
I102	Definition	599
I103	Exterior Walls and Openings	599
I104	Height	599
I105	Structural Provisions	599

APPENDIX J GRADING 601

Section

J101	General	601
J102	Definitions	601
J103	Permits Required	601
J104	Permit Application and Submittals.	602
J105	Inspections	602
J106	Excavations.	602
J107	Fills.	602
J108	Setbacks	603
J109	Drainage and Terracing	603
J110	Erosion Control	603
J111	Referenced Standards	603

APPENDIX K GROUP R-3 AND GROUP R-3.1 OCCUPANCIES PROTECTED BY THE FACILITIES OF THE CENTRAL VALLEY FLOOD PROTECTION PLAN 605

Section

K101	Scope	605
K102	Definitions	605
K103	Structural Stability	606
K104	Evacuation Locations.	606
K105	Space within the Building	606
K106	Decks and Balconies that are Evacuation Locations.	607
K107	Rooftop Evacuation Locations.	607
K108	Attics that are Evacuation Locations	607
K109	Alternate Means of Protection	608

APPENDIX L EARTHQUAKE RECORDING INSTRUMENTATION 611

L101	General.	611
------	------------------	-----

APPENDIX M TSUNAMI-GENERATED FLOOD HAZARD 613

M101	Tsunami-generated Flood Hazard	613
M102	Referenced Standards.	613

APPENDIX N EMERGENCY HOUSING 614.1

Section

N101	General.	614.1
N102	Definitions	614.1
N103	Emergency Housing.	614.2
N104	Emergency Sleeping Cabins	614.2
N105	Emergency Transportable Housing Units	614.3
N106	Tents and Membrane Structures	614.3
N107	Accessibility.	614.3
N108	Lofts in Emergency Housing	614.3
N109	Location, Maintenance and Identification	614.4
N110	Emergency Housing Facilities	614.4

INDEX 615

CALIFORNIA RESIDENTIAL CODE – MATRIX ADOPTION TABLE

APPENDIX N – EMERGENCY HOUSING

(Matrix Adoption Tables are non-regulatory, intended only as an aid to the user.
See Chapter 1 for state agency authority and building applications.)

Adopting agency	BSC	BSC-CG	SFM	HCD			DSA			OSHPD				BSCC	DPH	AGR	DWR	CEC	CA	SL	SLC
				1	2	1/AC	AC	SS	SS/CC	1	2	3	4								
Adopt entire chapter																					
Adopt entire chapter as amended (amended sections listed below)																					
Adopt only those sections that are listed below																					
Chapter / Section																					

APPENDIX N

EMERGENCY HOUSING

The provisions contained in this appendix are not mandatory unless specifically referenced in the adopting ordinance.

SECTION N101 GENERAL

N101.1 Scope. This appendix shall be applicable to emergency housing and emergency housing facilities, as defined in Section N102.

SECTION N102 DEFINITIONS

N102.1 General. The following words and terms shall, for the purposes of this appendix, have the meanings shown herein. Refer to Chapter 2 of this code for general definitions.

DECLARATION OF SHELTER CRISIS. The duly proclaimed existence of a situation in which a significant number of persons are without the ability to obtain shelter, resulting in a threat to their health and safety. (See Government Code Section 8698.)

DEPENDENT UNIT. Emergency housing not equipped with a kitchen area, toilet, and sewage disposal system. Recreational vehicles that are not self-contained and without utility service connections shall be considered dependent units.

EMERGENCY HOUSING. Housing in a permanent or temporary structure(s), occupied during a declaration of state of emergency, local emergency, or shelter crisis. Emergency housing may include, but is not limited to, buildings and structures constructed in accordance with the California Building Standards Code; and emergency sleeping cabins, emergency transportable housing units, and tents constructed and/or assembled in accordance with this appendix.

EMERGENCY HOUSING FACILITIES. On-site common use facilities supporting emergency housing. Emergency housing facilities include, but are not limited to, kitchen areas, toilets, showers and bathrooms with running water. The use of emergency housing facilities is limited exclusively to the occupants of the emergency housing, personnel

involved in operating the housing, and other emergency personnel.

EMERGENCY HOUSING SITE. A site containing emergency housing and emergency housing facilities supporting the emergency housing.

EMERGENCY SLEEPING CABIN. Relocatable hard-sided structure constructed in accordance with this appendix, which may be occupied only for emergency housing if allowed by the enforcing agency.

EMERGENCY TRANSPORTABLE HOUSING UNIT. A single- or multiple-section prefabricated structure that is transportable by a vehicle and that can be installed on a permanent or temporary site in response to a need for emergency housing. Emergency transportable housing units include, but are not limited to, manufactured homes, mobile-homes, multifamily manufactured homes, recreational vehicles, and park trailers. For the purposes of this appendix, emergency transportable housing units may also include commercial modulars as defined in the Health and Safety Code Section 18001.8, if approved by the enforcing agency.

Emergency transportable housing units do not include factory-built housing as defined in the Health and Safety Code Section 19971.

LANDING PLATFORM. A landing provided as the top step of a stairway accessing a loft.

LOCAL EMERGENCY. Local Emergency as defined in the Government Code, Section 8558.

LOFT. A floor level located more than 30 inches (762 mm) above the main floor and open to it on at least one side with a ceiling height of less than 6 feet 8 inches (2032 mm), used as a living or sleeping space.

MANUFACTURED HOME. A structure designed to be used as a single-family dwelling, as defined in the Health and Safety Code, Section 18007.

MEMBRANE STRUCTURE. An air-inflated, air-supported, cable or frame-covered structure, not otherwise defined as a tent. (See Chapter 31 of this code.)

MOBILEHOME. A structure designed to be used as a single-family dwelling, as defined in the Health and Safety Code, Section 18008.

MULTIFAMILY MANUFACTURED HOME. A structure designed to contain not less than two dwelling units, as defined in the Health and Safety Code, Section 18008.7.

PARK TRAILER. A trailer designed for human habitation that meets all requirements in the Health and Safety Code, Section 18009.3.

RECREATIONAL VEHICLE. A motor home, travel trailer, truck camper, or camping trailer, with or without motive power, designed for human habitation, that meets all requirements in the Health and Safety Code, Section 18010.

STATE OF EMERGENCY. State of Emergency as defined in the Government Code, Section 8558.

TENT. A structure, enclosure or shelter, with or without sidewalls or drops, constructed of fabric or pliable material supported by any manner except by air or the contents that it protects.

SECTION N103 EMERGENCY HOUSING

N103.1 General. Emergency sleeping cabins, emergency transportable housing units, membrane structures and tents constructed and/or assembled in accordance with this appendix, shall be occupied only during declaration of state of emergency, local emergency, or shelter crisis.

Buildings and structures constructed in accordance with the California Building Standards Code, used as emergency housing, shall be permitted to be permanently occupied.

N103.2 Existing buildings. Existing residential and nonresidential buildings or structures shall be permitted to be used as emergency housing and emergency housing facilities provided such buildings or structures comply with the building code provisions and/or other regulations in effect at the time of original construction and/or alteration. Existing buildings or structures used as emergency housing shall not become or continue to be substandard buildings, as determined by the enforcing agency.

N103.2.1 New additions, alterations, and change of occupancy. New additions, alterations, and change of occupancy to existing buildings shall comply with the requirements of the California Building Standards Code effective at the time of addition, alteration, or change of occupancy. The requirements shall apply only to and/or within the specific area of the addition, alteration, or change of occupancy.

Exception: Existing buildings and structures used for emergency housing and emergency housing facilities may not be required to comply with the California Energy Code, as determined by the enforcing agency.

N103.3 Occupant load. Except as otherwise stated in this appendix, the maximum occupant load allowed in buildings

and structures used as emergency housing shall be determined by the enforcing agency, but the interior floor area shall not be less than 70 square feet (6.5 m²) for one occupant. Where more than one person occupies the building/structure, the required floor area shall be increased at the rate of 50 square feet (4.65 m²) for each occupant in excess of one.

Exceptions:

1. Tents.
2. Recreational vehicles and park trailers designed for human habitation that meet the requirements in the Health and Safety Code, Sections 18009.3 and 18010, as applicable.

N103.4 Fire and life safety requirements not addressed in this appendix. If not otherwise addressed in this appendix, fire and life safety measures, including, but not limited to, means of egress, fire separation, fire sprinklers, smoke alarms, and carbon monoxide alarms, shall be determined and enforced by the enforcing agency.

N103.5 Privacy. Emergency housing shall be provided with a privacy lock on each entrance door and all windows for use by the occupants.

N103.6 Heating. All sleeping areas shall be provided with adequate heating as determined by the enforcing agency.

SECTION N104 EMERGENCY SLEEPING CABINS

N104.1 General. Emergency sleeping cabins shall have an interior floor area of not less than 70 square feet (6.5 m²) for one occupant. Where more than one person occupies the cabin, the required floor area shall be increased at the rate of 50 square feet (4.65 m²) for each occupant in excess of one. The interior floor area shall not exceed 400 square feet (37 m²), excluding lofts.

N104.2 Live loads. Emergency sleeping cabins shall be designed to resist intrusion of wind, rain, and to support the following live loads:

1. Floor live loads not less than 40 pounds per square foot (1.92 kPa) of floor area.
2. Horizontal live loads not less than 15 pounds per square foot (718 Pa) of vertical wall and roof area.
3. Roof live loads not less than 20 pounds per square foot (958 Pa) of horizontal roof area.
4. In areas where snow loads are greater than 20 pounds per square foot (958 Pa), the roof shall be designed and constructed to resist these additional loads.

N104.3 Minimum ceiling height. Habitable space and hallways in emergency sleeping cabins shall have a ceiling height of not less than 80 inches (2032 mm). Bathrooms, toilet rooms, and kitchens, if provided, shall have a ceiling height of not less than 76 inches (1930 mm). Obstructions shall not extend below these minimum ceiling heights including beams, girders, ducts, lighting and other obstructions.

Exception: Ceiling heights in lofts constructed in accordance with Section N108 are permitted to be less than 80 inches (2032 mm).

N104.4 Means of egress. Emergency sleeping cabins shall be provided with at least two forms of egress placed remotely from each other. One form of egress may be an egress window complying with Section N104.4.1. When a loft is provided, one form of egress shall be an egress window complying with Section N104.4.1, provided in the loft space.

N104.4.1 Egress window. The bottom of the clear opening of the egress window shall not be more than 44 inches (1118 mm) above the floor. The egress window shall have a minimum net clear opening height of 24 inches (610 mm), and a minimum net clear opening width of 20 inches (508 mm). The egress window shall have a minimum net clear opening area of 5 square feet (0.465 m²).

N104.5 Plumbing and gas service. If an emergency sleeping cabin contains plumbing or gas service, it shall comply with all applicable requirements of the California Plumbing Code and the California Mechanical Code.

N104.6 Electrical. Emergency sleeping cabins shall be provided with all of the following installed in compliance with the California Electrical Code:

1. Continuous source of electricity.

Exception: The source of electricity may be an emergency generator or renewable source of power such as solar or wind power.

2. At least one interior lighting fixture.
3. Electrical heating equipment listed for residential use and a dedicated receptacle outlet for the electrical heating equipment.

Exception: Electrical heating equipment and a dedicated receptacle outlet for the electrical heating equipment are not required if a non-electrical source of heating is provided.

4. At least one GFCI-protected receptacle outlet for use by the occupant(s).

N104.7 Ventilation. Emergency sleeping cabins shall be provided with means of ventilation (natural and/or mechanical) allowing for adequate air replacement, as determined by the enforcing agency.

N104.8 Smoke alarms. Emergency sleeping cabins shall be provided with at least one smoke alarm installed in accordance with the California Residential Code, Section R314.

N104.9 Carbon monoxide alarms. If an emergency sleeping cabin contains a fuel-burning appliance(s) or a fireplace(s), a carbon monoxide alarm shall be installed in accordance with the California Residential Code, Section R315.

SECTION N105 EMERGENCY TRANSPORTABLE HOUSING UNITS

N105.1 General. In addition to the requirements in this appendix, manufactured homes, mobilehomes, multifamily manufactured homes, commercial modulars, recreational vehicles, and park trailers used as emergency transportable housing shall comply with all applicable requirements in the Health and Safety Code, Division 13, Part 2; and Title 25, Division 1, Chapter 3, Subchapter 2.

SECTION N106 TENTS AND MEMBRANE STRUCTURES

N106.1 General. Tents shall not be used to house occupants for more than 7 days unless such tents are maintained with tight wooden floors raised at least 4 inches (101.6 mm) above the ground level and are equipped with baseboards on all sides to a height of at least 6 inches (152.4 mm). Tents may be maintained with concrete slabs with the finished surface at least 4 inches (101.6 mm) above grade and equipped with curbs on all sides at least 6 inches (152.4 mm) high.

A tent shall not be considered a suitable sleeping place when it is found necessary to provide heating facilities in order to maintain a minimum temperature of 50 degrees Fahrenheit (10 degrees Celsius) within such tent during the period of occupancy.

Membrane structures installed and/or assembled in accordance with Chapter 31 of this code may be permitted to be used as emergency housing and emergency housing facilities, as determined by the enforcing agency.

SECTION N107 ACCESSIBILITY

N107.1 General. Emergency housing shall comply with the applicable requirements in Chapter 11B and/or the US Access Board Final Guidelines for Emergency Transportable Housing.

Note: The Architectural and Transportation Barriers Compliance Board (US Access Board) issued the Final Guidelines for Emergency Transportable Housing on May 7, 2014. The final guidelines amended the 2004 ADA Accessibility Guidelines (2004 ADAAG) and the 2004 Architectural Barriers Act (ABA) Accessibility Guidelines (2004 ABAAG) to specifically address emergency transportable housing units provided to disaster survivors by entities subject to the ADA or ABA. The final rule ensures that the emergency transportable housing units are readily accessible to and usable by disaster survivors with disabilities.

SECTION N108 LOFTS IN EMERGENCY HOUSING

N108.1 Minimum loft area and dimensions. Lofts used as a sleeping or living space shall meet the minimum area and dimension requirements of Sections N108.1.1 through N108.1.3.

N108.1.1 Minimum area. Lofts shall have a floor area of not less than 35 square feet (3.25 m²).

N108.1.2 Minimum dimensions. Lofts shall be not less than 5 feet (1524 mm) in any horizontal dimension.

N108.1.3 Height effect on loft area. Portions of a loft with a sloping ceiling measuring less than 3 feet (914 mm) from the finished floor to the finished ceiling shall not be considered as contributing to the minimum required area for the loft.

Exception: Under gable roofs with a minimum slope of 6:12, portions of a loft with a sloping ceiling measuring

less than 16 inches (406 mm) from the finished floor to the finished ceiling shall not be considered as contributing to the minimum required area for the loft.

N108.2 Loft access. The access to and primary egress from lofts shall be any type described in Sections N108.2.1 through N108.2.4.

N108.2.1 Stairways. Stairways accessing lofts shall comply with the California Residential Code or with Sections N108.2.1.1 through N108.2.1.6.

N108.2.1.1 Width. Stairways accessing a loft shall not be less than 17 inches (432 mm) in clear width at or above the handrail. The minimum width below the handrail shall be not less than 20 inches (508 mm).

N108.2.1.2 Headroom. The headroom in stairways accessing a loft shall be not less than 74 inches (1880 mm), as measured vertically, from a sloped line connecting the tread or landing platform nosings in the middle of their width.

N108.2.1.3 Treads and risers. Risers for stairs accessing a loft shall be not less than 7 inches (178 mm) and not more than 12 inches (305 mm) in height. Tread depth and riser height shall be calculated in accordance with one of the following formulas:

1. The tread depth shall be 20 inches (508 mm) minus $\frac{4}{3}$ of the riser height, or
2. The riser height shall be 15 inches (381 mm) minus $\frac{3}{4}$ of the tread depth.

N108.2.1.4 Landing platforms. The top step of stairways accessing lofts shall be constructed as a landing platform where the loft ceiling height is less than 74 inches (1880 mm). The landing platform shall be 18 inches (457 mm) to 22 inches (559 mm) in depth measured from the nosing of the landing platform to the edge of the loft, and 16 inches (406 mm) to 18 inches (457 mm) in height measured from the landing platform to the loft floor.

N108.2.1.5 Handrails. Handrails shall comply with the California Residential Code, Section R311.7.8.

N108.2.1.6 Stairway guards. Guards at open sides of stairways shall comply with the California Residential Code, Section R312.1.

N108.2.2 Ladders. Ladders accessing lofts shall comply with Sections N108.2.2.1 and N108.2.2.2.

N108.2.2.1 Size and capacity. Ladders accessing lofts shall have a rung width of not less than 12 inches (305 mm), and 10-inch (254 mm) to 14-inch (356 mm) spacing between rungs. Ladders shall be capable of supporting a 200 pound (90.7 kg) load on any rung. Rung spacing shall be uniform within $\frac{3}{8}$ inch (9.5 mm).

N108.2.2.2 Incline. Ladders shall be installed at 70 to 80 degrees from horizontal.

N108.2.3 Alternating tread devices. Alternating tread devices are acceptable as allowed by the enforcing agency.

N108.2.4 Loft guards. Loft guards shall be located along the open side of lofts. Loft guards shall not be less than 36 inches (914 mm) in height or one-half of the clear height to the ceiling, whichever is less.

ing, whichever is less. Loft guards shall not have openings from the walking surface to the required guard height that allow passage of a sphere 4 inches (102 mm) in diameter.

SECTION N109

LOCATION, MAINTENANCE AND IDENTIFICATION

N109.1 Maintenance. Emergency housing and emergency housing facilities shall be maintained in a safe and sanitary condition, and free from vermin, vectors and other matter of an infectious or contagious nature. The grounds within emergency housing sites shall be kept clean and free from accumulation of debris, filth, garbage and deleterious matter. Emergency housing and emergency housing facilities shall not be occupied if a substandard condition exists, as determined by the enforcing agency.

N109.1.1 Fire hazards. Dangerous materials or materials that create a fire hazard, as determined by the enforcing agency, shall not be allowed on the grounds within emergency housing sites.

N109.2 Identification. Emergency housing shall be designated by address numbers, letters, or other suitable means of identification. The identification shall be in a conspicuous location facing the street or driveway fronting the building or structure. Each identification character shall be not less than 4 inches (102 mm) in height and not less than 0.5 inch (12.7 mm) in width, installed/painted on a contrasting background.

SECTION N110

EMERGENCY HOUSING FACILITIES

N110.1 Drinking water. Potable drinking water shall be provided for all occupants of emergency housing.

N110.2 Kitchens. Where occupants of dependent units are permitted or required to cook for themselves, a separate area shall be equipped and maintained as a common use kitchen. Refrigerated storage shall be provided for safe storage of food.

N110.3 Toilet and bathing facilities. When dependent units are used as emergency housing, the emergency housing site shall be provided with one toilet and one bathing facility for every 15 occupants of each gender. The enforcing agency may permit different types and ratios of toilet and bathing facilities. The approval shall be based upon a finding that the type and ratio of toilet and bathing facilities are sufficient to process the anticipated volume of sewage and waste water, while maintaining sanitary conditions for the occupants of the emergency housing.

Bathing facilities shall be provided with heating equipment which shall be capable of maintaining a temperature of 70 degrees F (21.0 degrees Celsius) within such facilities.

Lavatories with running water shall be installed and maintained in the toilet facilities or adjacent to the toilet facilities.

N110.4 Garbage, waste and rubbish disposal. All garbage, kitchen waste and rubbish shall be deposited in approved covered receptacles, which shall be emptied when filled and the contents shall be disposed of in a sanitary manner acceptable to the enforcing agency.

Children's play structures	402.6.3, 424
Construction type	402.4
Fire department	402.3, 402.7.5
Interior finish	402.6.1
Kiosk	402.6.2
Means of egress	402.8
Occupant load	402.8.3
Open mall construction	402.4.3
Perimeter line	402.1.2
Separation	402.4.2
Signs	402.6.4
Smoke control	402.7.2
Sprinkler protection	402.5
Standby power	402.7.3, 2702.2.14
Standpipe system	402.7.1, 905.3.3
Travel distance	402.8.5, 1016.2.1, 1017.2, 1006.3.2

COVERED WALKWAY
(see **PEDESTRIAN WALKWAY**) 3104, 3306.7

CRAWL SPACE	
Access	1209.1
Drainage	1805.1.2
Unusable space fire protection	711.3.3
Ventilation	1203.4

CRIPPLE WALL 202, 2308.6.6.2, 2308.9.4

CROSS-LAMINATED TIMBER 602.4.2

CRYOGENIC Table 307.1,
Table 414.5.1, Table 415.11.1.1.1

D

DAMPERS (see FIRE DAMPERS AND SMOKE DAMPERS) 716.2 through 716.5

DAMPPROOFING AND WATERPROOFING	1805
Required	1805.2, 1805.3
Subsoil drainage system	1805.4

DAY CARE	305.2, 308.6, 310.5
Adult care	308.6
Child care	308.6, 310.5
Egress	308.6, Table 1004.1.1, 1006.2.2.4

DAY SURGERY CENTER
(see **AMBULATORY CARE FACILITIES**)

DEAD END 1020.4

DEAD LOAD	202, 1606
Foundation design load	1808.3

DECK	
Anchorage	1604.8.3
Live loads	Table 1607.1

DEFINITIONS (Access) Chapter 2

DEFLECTIONS	1604.3.1
Framing supporting glass	2403.3
Preconstruction load tests	1709.3.1

Wood diaphragms	2305
Wood shear walls	2305

DEMOLITION 3303

DESIGN STRENGTH	202
Conformance to standards	1706.1
New materials	1706.2

DESIGNATED SEISMIC SYSTEM	202
Seismic certification	1705.13.3
Special inspection	1705.12.4

DETACHED SINGLE-FAMILY DWELLING 202

DIAPHRAGMS	202
Analysis	1604.4
Ceilings	2508.5
Special inspection	1705.5.1, 1705.11.1, 1705.12.2
Wood	2305, 2306.2

DOORS 1010, *Chapter 11A*

Access-controlled	1010.1.9.8
Atrium enclosures	404.6
Configuration	1007
Dwelling unit separations	406.3.4, 412.5.1
Emergency escape	1030.1
Fabrication (HPM) areas	415.11.1.2
Fire (see OPENING PROTECTIVES)	715.4, 1023.4
Glazing	715.4.7, 715.5, 1405.13
Hazardous storage	415.11.5.7
Hardware (see LOCKS AND LATCHES)	1005.7.1, 1010.1.9.8, 1010.1.9, 1010.1.10

Horizontal sliding	1010.1.4.3
I-2 occupancies	407.3.1
I-3 occupancies	408.3, 408.4, 408.8.4
Landings	1010.1.5, 1010.1.6
Operation	1010.1.3, 1010.1.9, 1010.1.10
Panic and fire exit hardware	1010.1.10
Power-operated	1010.1.4.2
Revolving	1010.1.4.1
Security grilles	402.8.8, 1010.1.4.4
Side swinging	1010.1.2
Smoke	710.5
Stairways	1010.1.9.11
Stairways, high-rise	403.5.3
Structural testing, exterior	1709.5
Thresholds	1003.5, 1010.1.5, 1010.1.7
Vestibule	1010.1.8
Width	1010.1.1, 1010.1.1.1

DRAFTSTOPPING	
Attics	718.4
Floor-ceiling assemblies	718.3

DRY CLEANING PLANTS 415.9.3

DRYING ROOMS 417
DUCTS AND AIR TRANSFER OPENINGS
 (see **MECHANICAL**)
DUMBWAITERS 708.14
DWELLING UNITS 202
 Accessibility *Chapter 11A*
 Alarms and detection 420.6, 907.2.8,
 907.2.9, 907.2.11
 Area 1208.3, 1208.4
 Group R 310
 Live/work units (see **LIVE/WORK UNITS**)
 Scoping 101.2
 Separation 420.2, 420.3
 Sound transmission 1207
 Sprinkler protection 420.5, 903.2.8

E

EARTHQUAKE LOADS (see **SEISMIC)** 1613
EARTHQUAKE RECORDING EQUIPMENT Appendix L
EAVES (see **COMBUSTIBLE PROJECTIONS AND CORNICES)**
EDUCATIONAL OCCUPANCY (GROUP E) 305
 Alarms and detection 907.2.3
 Area 503, 505, 506, 507, 508
 Height 503, 504, 505, 508
 Incidental uses 509
 Interior finishes Table 803.11, 804
 Live load Table 1607.1
 Means of egress
 Aisles 1018.5
 Corridors 1020.1, 1020.2
 Panic hardware 1010.1.10
 Stairway, exit access 1019
 Travel distance 1016.2.1, 1017.2, 1006.3.2
 Mixed occupancies 508.3, 508.4
 Accessory 303.1.3, 508.2
 Assembly 303.1.3
 Day care 305.2, 308.5, 310.1
 Education for students
 above the 12th grade 304
 Gyms (see **GYMNASIUMS**) 303.1.3
 Libraries (see **LIBRARIES**) 303.4
 Religious facilities 305.2
 Stages and platforms 410
 Plumbing fixtures 2902
 Risk category Table 1604.5
 Sprinkler protection 903.2.3
 Unlimited area 507.11
EFFICIENCY DWELLING UNIT 1208.4
EGRESS (see **MEANS OF EGRESS)** Chapter 10
ELECTRICAL 105.2, 112, Chapter 27, Appendix K

ELEVATOR Chapter 30
 Accessibility 1009.2.1, 1009.4,
 1009.8, 1124A, 3001.3
 Car size 403.6.1, 3001.3, 3002.4
 Construction 708.14, 1607.9.1
 Conveying systems 3004
 Emergency operations 3002.3, 3002.5,
 3003, 3007.1, 3008.1.3
 Fire service access 403.6.1, 3007
 Glass 2409, 3002.8
 High-rise 403.2.3, 403.4.8, 403.6
 Hoistway enclosures 403.2.3, 708, 1023.4,
 1024.5, 3002, 3007.5, 3008.5
 Hoistway lighting 3007.5.2
 Hoistway pressurization 909.21
 Keys 3003.3
 Lobby 708.14.1, 709.1, 1009.4,
 1009.8, 3006, 3007.6, 3008.6
 Machine rooms Table 1607.1, 3005
 Means of egress 403.6, 1003.7,
 1009.2.1, 1009.4, 3008
 Number of elevator cars in hoistway 3002.2
 Occupant evacuation elevators 403.6.2, 3008
 Personnel and material hoists 3004.4
 Roof access 1011.12.2
 Shaft enclosure 712, 3006
 Signs 914, 1009.10, 3002.3,
 3007.6.5, 3008.6.5
 Stairway to elevator equipment 1011.12.2.1
 Standards 3001
 Standby power 2702.2.2, 3007.8, 3008.8
 System monitoring 3007.7, 3008.7
 Underground 405.4.3
EMERGENCY COMMUNICATIONS
 Accessible means of egress 1009.8
 Alarms (see **FIRE ALARMS**)
 Elevators, occupant evacuation 3008.6.6
 Fire command center 403.4.6, 911,
 3007.7, 3008.6.6, 3008.7
 Radio coverage 403.4.5, 916
EMERGENCY EGRESS OPENINGS 1030
 Required Table 1006.3.2(2), 1030.1
 Window wells 1030.5
EMERGENCY HOUSING Appendix N
EMERGENCY LIGHTING 1008.3, 1205.5
EMERGENCY POWER 2702.1, 2702.4
 Exit signs 1013.6.3, 2702.2.5, 2702.2.12
 Group I-2 2702.2.6
 Group I-3 408.4.2, 2702.2.7
 Hazardous 415.11.10, 2702.2.13,
 2702.2.14
 High-rise 403.4.8, 2702.2.9





HISTORY NOTE APPENDIX

California Building Code Title 24, Part 2, California Code of Regulations (CCR)

HISTORY:

For prior code history, see the History Note Appendix to the *California Building Code* 2013 Triennial Edition, effective January 1, 2014.

1. (BSC 05/15, SFM 06/15, DSA-AC 01/15, DSA-SS 02/15, HCD 03/15, OSHPD 02/15 & 04/15, SLC 01/15) - Adopt the 2015 edition of the *International Building Code* published by the International Code Council, for incorporation into the 2016 *California Building Code*, CCR Title 24, Part 2 with amendments for State regulated occupancies, effective on January 1, 2017.
2. Errata to correct editorial errors within the preface as well as throughout various chapters in this code. Effective January 1, 2017.
3. Rulemaking file numbers BSC EF 01-17, HCD EF 01-17: Emergency regulations amend Sections 107.2.7, 110.3.8.1, Table 1607.1, 2304.12.2.5, and 2304.12.2.6. Approved as an emergency on January 27, 2017, effective upon filing with Secretary of State on January 30, 2017.
4. Rulemaking file number DSA-SS/CC EF 01-17: Emergency regulations amend Sections 1.9.2.1.1, 1.9.2.2.1, 107.2.7, 110.3.8.1, 1616.5.1.2 – 1616.5.1.5, Table 1607A.1, 2304.12.2.5, and 2304.12.2.6 approved as an emergency on January 27, 2017, effective upon filing with Secretary of State on January 30, 2017.
5. Errata to correct editorial errors throughout the code. Effective September 1, 2017.
6. 2016 Intervening Cycle update; BSCC 01/16, CDPH 01/16, DSA-SS 02/16, OSHPD 02/16, SFM 01/16—Approved by the California Building Standards Commission on August 14, 2017. Published on January 1, 2018, and effective July 1, 2018.
7. 2016 Intervening Cycle update; DSA-AC 01/16—Approved by the California Building Standards Commission on October 17, 2017. Published on January 1, 2018, and effective July 1, 2018.
8. Rulemaking file numbers BSC EF 01-17, HCD EF 01-17: Emergency regulations amend Sections 107.2.7, 110.3.8.1, Table 1607.1, Section 2304.12.2.5, and Section 2304.12.2.6. The supplement provides emergency building standards that were made permanent pursuant to *Government Code* Sections 11346.2 to 11347.3 adopted by the California Building Standards Commission on December 12, 2017, effective upon filing with Secretary of State on December 13, 2017.
9. Rulemaking file number DSA-SS/CC EF 01-17: Emergency regulations amend Sections 1.9.2.1.1, 1.9.2.2.1, 107.2.7, 110.3.8.1, 1616.5.1.2–1616.5.1.5, Table 1607A.1, Section 2304.12.2.5, and Section 2304.12.2.6. The supplement provides emergency building standards that were made permanent pursuant to *Government Code* Sections 11346.2 to 11347.3 adopted by the California Building Standards Commission on December 12, 2017, effective upon filing with Secretary of State on December 13, 2017. Only the amended sections, resulting from change during the certification process, are published in this supplement.
10. Rulemaking file number BSC 02-17 CWoRE: Change Without Regulatory Effect amend Sections 3109.4.4–3109.4.4.9 herein—adopted by the California Building Standards Commission on December 12, 2017, filed with the Secretary of State on December 13, 2017, and effective January 12, 2018. The changes without regulatory effect herein were made to align with legislative amendments to the Swimming Pool Safety Act (HS Code, §§ 115920–115929.) via SB 442 (Chapter 670, Statutes of 2017), effective January 1, 2018. Because the effective date of the amended statutes is January 1, 2018, anyone undertaking activities under the purview of the statute on or after January 1, 2018, shall comply with the statute regardless if the corresponding regulatory requirements herein are not technically effective until January 12, 2018.
11. Rulemaking file number HCD-EF-01-18: Emergency regulations for emergency shelter housing in Appendix N (2016 CBC). Approved as an emergency on April 17, 2018, effective upon filing with Secretary of State on April 18, 2018.



Count on ICC for Your California Building Code Tools

a. Significant Changes to the California Building Code, 2016

Key changes are identified then followed by in-depth discussion and helpful visuals. Based on the popular Significant Changes to the I-Codes series from ICC and Cengage Learning, this full-color guide is a valuable resource for learning the newest CBC. The book identifies critical changes from the 2013 to 2016 editions and adds expert discussion with a detailed illustration for each change.

SOFT COVER #5521S16
PDF DOWNLOAD #8950P733

Turbo Tabs for 2016 California Building Code

Flip right to the most commonly used sections of the code! Full-page inserts feature key sections of the code printed on the tabs in an easy-to-read format.

#0001TL16CA

500+ COLOR ILLUSTRATIONS!

b. 2015 International Building Code® Illustrated Handbook

An easy-to-use visual guide to the 2015 IBC®

- Bonus features online
- Expanded topics
- 500+ color illustrations
- New 7.5" x 9.5" format

Thoroughly revised to reflect the 2015 IBC, this full-color guide makes it easy to understand and apply complex IBC provisions and achieve compliance. The Handbook provides all the information you need to get construction jobs done right, on time, and up to the requirements of the 2015 IBC.

HARD COVER #4000S15
PDF DOWNLOAD #8950P685

c. 2015 IBC Code and Commentary, Volumes 1 and 2 (Chapters 1–35)

This helpful publication contains the full text of the 2015 IBC, including tables and figures, followed by corresponding commentary at the end of each section to help code users understand the intent of the code provisions and learn how to apply them effectively.

SOFT COVER #3010S15
PDF DOWNLOAD #870P15
SOFT + PDF COMBO #3010SP15

2015 IEBC® Code and Commentary is also available.

d. Building Code Essentials: Based on the 2015 IBC

Detailed full-color illustrations enhance comprehension of code provisions

Explores those code provisions essential to understanding the application of the IBC in a straightforward and easy-to-read format. The user-friendly approach of the text simplifies critical concepts so that users can achieve a more complete understanding of the code's intent. Full-color illustrations, examples and simplified tables assist the reader in visualizing the code requirements. This up-to-date, step-by-step guide's topic organization reflects the intent of the IBC and facilitates understanding and application of the code provisions.

SOFT COVER #4031S15
PDF DOWNLOAD #8950P596

Order Your California Code Tools Today!
1-800-786-4452 | www.iccsafe.org/books



ICC
INTERNATIONAL
CODE
COUNCIL®

People Helping People Build a Safer World®

2015 IBC SEAOC STRUCTURAL/SEISMIC DESIGN MANUALS

ICC has again partnered with the Structural Engineers Association of California to publish this popular series of Structural/Seismic Design Manuals (SSDM). Each volume provides a step-by-step approach to applying the structural provisions of the 2015 IBC and referenced standards. The series is an excellent reference and study guide for the NCEES Structural Exam. The manuals are filled with invaluable examples to assist civil and structural engineers, architects, academics, and students.



2015 SSDM, VOLUME 1: CODE APPLICATION EXAMPLES

Changes to this volume include clarification of more complex sections and additional commentary in some design examples.

#9011S151

2015 SSDM, VOLUME 2: EXAMPLES FOR LIGHT FRAME, TILT-UP AND MASONRY BUILDINGS

Contains updated references including: 2015 NDS and SDPWS; ACI 318-14; TMS 402-13 and TMS 602-13; and AISI standards 100, 200, 201, 211, and 213 updated to 2012 editions. Design examples have additional commentary added for the more complex sections.

#9011S152

2015 SSDM, VOLUME 3: EXAMPLES FOR CONCRETE BUILDINGS

All references are updated to ACI 318-14 with complex sections clarified and additional commentary in some design examples.

#9011S153

BUY ALL 3 OF THE NEW 2015 VOLUMES AND SAVE!

This collection includes 2015 SSDM Volumes 1, 2 and 3.

#9011S15



ALSO AVAILABLE AND APPLICABLE TO THE 2015 IBC:

2012 SSDM, VOLUME 4: EXAMPLES FOR STEEL FRAMED BUILDINGS

#9011S124

2012 SSDM, VOLUME 5: EXAMPLES FOR SEISMICALLY ISOLATED BUILDINGS AND BUILDINGS WITH SUPPLEMENTAL DAMPING

#9011S125

2015/2012 MATERIALS COLLECTION, SSDM VOLUMES 1-4

This collection includes 2015 SSDM Volumes 1-3, and 2012 SSDM Volume 4.

#9011S156

2015/2012 COMPLETE COLLECTION, SSDM VOLUMES 1-5

This collection includes 2015 SSDM Volumes 1-3, and 2012 SSDM Volumes 4 and 5.

#9011S157

Order your **Structural/Seismic Design Manuals** today!
1-800-786-4452 | www.iccsafe.org/books